

## Feed-through terminal block - UK 6 N - 3004524

Please be informed that the data shown in this PDF Document is generated from our Online Catalog. Please find the complete data in the user's documentation. Our General Terms of Use for Downloads are valid (<http://phoenixcontact.com/download>)



Feed-through terminal block, Connection method: Screw connection, Cross section: 0.2 mm<sup>2</sup> - 10 mm<sup>2</sup>, AWG: 24 - 8, Width: 8.2 mm, Color: gray, Mounting type: NS 35/7,5, NS 35/15, NS 32

### Why buy this product

- All universal terminal blocks in the UK... series can also be used in the Ex e area according to IEC/EN 60079 as standard
- The corresponding EC-type examination numbers for Ex approval can be found in the technical connection data



### Key Commercial Data

Packing unit	50 STK
Minimum order quantity	50 STK
GTIN	
GTIN	4017918090821
Weight per Piece (excluding packing)	13.010 g
Custom tariff number	85369010
Country of origin	China

### Technical data

#### General

Number of levels	1
Number of connections	2
Potentials	1
Nominal cross section	6 mm <sup>2</sup>
Color	gray
Insulating material	PA
Flammability rating according to UL 94	V0
Rated surge voltage	8 kV
Degree of pollution	3
Overvoltage category	III

# Feed-through terminal block - UK 6 N - 3004524

## Technical data

### General

Insulating material group	I
Maximum load current	57 A (with 10 mm <sup>2</sup> conductor cross section)
Nominal current I <sub>N</sub>	41 A
Nominal voltage U <sub>N</sub>	800 V
Open side panel	Yes
Shock protection test specification	DIN EN 50274 (VDE 0660-514):2002-11
Back of the hand protection	guaranteed
Finger protection	guaranteed
Result of surge voltage test	Test passed
Surge voltage test setpoint	9.8 kV
Result of power-frequency withstand voltage test	Test passed
Power frequency withstand voltage setpoint	2 kV
Result of the test for mechanical stability of terminal points (5 x conductor connection)	Test passed
Result of bending test	Test passed
Bending test rotation speed	10 rpm
Bending test turns	135
Bending test conductor cross section/weight	0.2 mm <sup>2</sup> / 0.2 kg
	6 mm <sup>2</sup> / 1.4 kg
	10 mm <sup>2</sup> / 2 kg
Tensile test result	Test passed
Conductor cross section tensile test	0.2 mm <sup>2</sup>
Tractive force setpoint	10 N
Conductor cross section tensile test	6 mm <sup>2</sup>
Tractive force setpoint	80 N
Conductor cross section tensile test	10 mm <sup>2</sup>
Tractive force setpoint	90 N
Result of tight fit on support	Test passed
Tight fit on carrier	NS 32/NS 35
Setpoint	5 N
Result of voltage-drop test	Test passed
Requirements, voltage drop	≤ 3.2 mV
Result of temperature-rise test	Test passed
Short circuit stability result	Test passed
Conductor cross section short circuit testing	6 mm <sup>2</sup>
Short-time current	0.72 kA
Result of thermal test	Test passed
Proof of thermal characteristics (needle flame) effective duration	30 s
Relative insulation material temperature index (Elec., UL 746 B)	130 °C
Temperature index of insulation material (DIN EN 60216-1 (VDE 0304-21))	130 °C

# Feed-through terminal block - UK 6 N - 3004524

## Technical data

### General

Static insulating material application in cold	-60 °C
Behavior in fire for rail vehicles (DIN 5510-2)	Test passed
Flame test method (DIN EN 60695-11-10)	V0
Oxygen index (DIN EN ISO 4589-2)	>32 %
NF F16-101, NF F10-102 Class I	2
NF F16-101, NF F10-102 Class F	2
Surface flammability NFPA 130 (ASTM E 162)	passed
Specific optical density of smoke NFPA 130 (ASTM E 662)	passed
Smoke gas toxicity NFPA 130 (SMP 800C)	passed
Calorimetric heat release NFPA 130 (ASTM E 1354)	28 MJ/kg
Fire protection for rail vehicles (DIN EN 45545-2) R22	HL 1 - HL 3
Fire protection for rail vehicles (DIN EN 45545-2) R23	HL 1 - HL 3
Fire protection for rail vehicles (DIN EN 45545-2) R24	HL 1 - HL 3
Fire protection for rail vehicles (DIN EN 45545-2) R26	HL 1 - HL 3

### Dimensions

Width	8.2 mm
End cover width	1.8 mm
Length	42.5 mm
Height NS 35/7,5	47 mm
Height NS 35/15	54.5 mm
Height NS 32	52 mm

### Connection data

Connection method	Screw connection
Connection in acc. with standard	IEC 60947-7-1
Conductor cross section solid min.	0.2 mm <sup>2</sup>
Conductor cross section solid max.	10 mm <sup>2</sup>
Conductor cross section AWG min.	24
Conductor cross section AWG max.	8
Conductor cross section flexible min.	0.2 mm <sup>2</sup>
Conductor cross section flexible max.	6 mm <sup>2</sup>
Min. AWG conductor cross section, flexible	24
Max. AWG conductor cross section, flexible	12
Conductor cross section flexible, with ferrule without plastic sleeve min.	0.25 mm <sup>2</sup>
Conductor cross section flexible, with ferrule without plastic sleeve max.	6 mm <sup>2</sup>
Conductor cross section flexible, with ferrule with plastic sleeve min.	0.25 mm <sup>2</sup>
Conductor cross section flexible, with ferrule with plastic sleeve max.	6 mm <sup>2</sup>
Cross section with insertion bridge, solid max.	4 mm <sup>2</sup>
Cross section with insertion bridge, stranded max.	4 mm <sup>2</sup>
2 conductors with same cross section, solid min.	0.2 mm <sup>2</sup>
2 conductors with same cross section, solid max.	2.5 mm <sup>2</sup>

# Feed-through terminal block - UK 6 N - 3004524

## Technical data

### Connection data

2 conductors with same cross section, stranded min.	0.2 mm <sup>2</sup>
2 conductors with same cross section, stranded max.	2.5 mm <sup>2</sup>
2 conductors with same cross section, stranded, TWIN ferrules with plastic sleeve, min.	0.5 mm <sup>2</sup>
2 conductors with same cross section, stranded, TWIN ferrules with plastic sleeve, max.	4 mm <sup>2</sup>
2 conductors with same cross section, stranded, ferrules without plastic sleeve, min.	0.25 mm <sup>2</sup>
2 conductors with same cross section, stranded, ferrules without plastic sleeve, max.	1.5 mm <sup>2</sup>
Cross section with insertion bridge, solid max.	4 mm <sup>2</sup>
Cross section with insertion bridge, stranded max.	4 mm <sup>2</sup>
Connection in acc. with standard	IEC/EN 60079-7
Conductor cross section solid min.	0.2 mm <sup>2</sup>
Conductor cross section solid max.	10 mm <sup>2</sup>
Conductor cross section AWG min.	24
Conductor cross section AWG max.	8
Conductor cross section flexible min.	0.2 mm <sup>2</sup>
Conductor cross section flexible max.	6 mm <sup>2</sup>
Stripping length	10 mm
Internal cylindrical gage	A5
Screw thread	M4
Tightening torque, min	1.5 Nm
Tightening torque max	1.8 Nm

### Standards and Regulations

Connection in acc. with standard	CSA
	IEC 60947-7-1
Flammability rating according to UL 94	V0

### Environmental Product Compliance

China RoHS	Environmentally Friendly Use Period = 50
	For details about hazardous substances go to tab "Downloads", Category "Manufacturer's declaration"

## Drawings

### Circuit diagram



# Feed-through terminal block - UK 6 N - 3004524

## Classifications

### eCl@ss

eCl@ss 4.0	27141120
eCl@ss 4.1	27141120
eCl@ss 5.0	27141120
eCl@ss 5.1	27141120
eCl@ss 6.0	27141120
eCl@ss 7.0	27141120
eCl@ss 8.0	27141120
eCl@ss 9.0	27141120

### ETIM

ETIM 2.0	EC000897
ETIM 3.0	EC000897
ETIM 4.0	EC000897
ETIM 5.0	EC000897
ETIM 6.0	EC000897

### UNSPSC

UNSPSC 6.01	30211811
UNSPSC 7.0901	39121410
UNSPSC 11	39121410
UNSPSC 12.01	39121410
UNSPSC 13.2	39121410

## Approvals

### Approvals


#### Approvals

CSA / UL Recognized / KEMA-KEUR / cUL Recognized / LR / RS / PRS / KR / NK / LR / EAC / EAC / IECEE CB Scheme / DNV GL / LR / cULus Recognized

#### Ex Approvals

IECEX / ATEX / UL Recognized / cUL Recognized / EAC Ex / GL / cULus Recognized


### Approval details


CSA		<a href="http://www.csagroup.org/services/testing-and-certification/certified-product-listing/">http://www.csagroup.org/services/testing-and-certification/certified-product-listing/</a>	13631
mm <sup>2</sup> /AWG/kcmil		26-8	


## Feed-through terminal block - UK 6 N - 3004524


### Approvals

Nominal current IN	50 A
Nominal voltage UN	600 V

UL Recognized		<a href="http://database.ul.com/cgi-bin/XYV/template/LISEXT/1FRAME/index.htm">http://database.ul.com/cgi-bin/XYV/template/LISEXT/1FRAME/index.htm</a>	FILE E 60425
mm <sup>2</sup> /AWG/kcmil	26-8		
Nominal current IN	50 A		
Nominal voltage UN	600 V		

KEMA-KEUR		<a href="http://www.dekra-certification.com">http://www.dekra-certification.com</a>	2191242.01
mm <sup>2</sup> /AWG/kcmil	6		
Nominal current IN	41 A		
Nominal voltage UN	800 V		


cUL Recognized		<a href="http://database.ul.com/cgi-bin/XYV/template/LISEXT/1FRAME/index.htm">http://database.ul.com/cgi-bin/XYV/template/LISEXT/1FRAME/index.htm</a>	FILE E 60425
mm <sup>2</sup> /AWG/kcmil	26-8		
Nominal current IN	50 A		
Nominal voltage UN	600 V		

LR		<a href="http://www.lr.org/en">http://www.lr.org/en</a>	96/20013
mm <sup>2</sup> /AWG/kcmil	6		
Nominal current IN	41 A		
Nominal voltage UN	800 V		

RS		<a href="http://www.rs-head.spb.ru/en/index.php">http://www.rs-head.spb.ru/en/index.php</a>	10.04059.250
----	---	---	--------------


# Feed-through terminal block - UK 6 N - 3004524

## Approvals

PRS		<a href="http://www.prs.pl/">http://www.prs.pl/</a>	TE/1824/880590/09
-----	---	---	-------------------

KR		<a href="http://www.krs.co.kr/eng/main/main.aspx">http://www.krs.co.kr/eng/main/main.aspx</a>	HMB17372-EL001
----	---	---	----------------

NK	<b>ClassNK</b>	<a href="http://www.classnk.or.jp/hp/en/">http://www.classnk.or.jp/hp/en/</a>	09 ME 141
----	----------------	---	-----------

LR		<a href="http://www.lr.org/en">http://www.lr.org/en</a>	96/20013
----	---	---	----------

mm <sup>2</sup> /AWG/kcmil	10
Nominal current I <sub>N</sub>	57 A
Nominal voltage U <sub>N</sub>	800 V

EAC	<b>EAC</b>	EAC-Zulassung
-----	------------	---------------

EAC	<b>EAC</b>	7500651.22.01.00246
-----	------------	---------------------

IECEE CB Scheme	<b>CB</b> scheme	<a href="http://www.iecee.org/">http://www.iecee.org/</a>	NL-39958_A1
-----------------	---------------------	---	-------------

mm <sup>2</sup> /AWG/kcmil	6
Nominal current I <sub>N</sub>	41 A
Nominal voltage U <sub>N</sub>	800 V

DNV GL	<a href="https://www.dnvgl.com/">https://www.dnvgl.com/</a>	TAE00001CT
--------	---	------------

# Feed-through terminal block - UK 6 N - 3004524

## Approvals

LR		<a href="http://www.lr.org/en">http://www.lr.org/en</a>	96/20013
mm <sup>2</sup> /AWG/kcmil		2.5	
Nominal current IN		24 A	
Nominal voltage UN		800 V	

cULus Recognized		<a href="http://database.ul.com/cgi-bin/XYV/template/LISEXT/1FRAME/index.htm">http://database.ul.com/cgi-bin/XYV/template/LISEXT/1FRAME/index.htm</a>
------------------	--	---

## Accessories

### Accessories

#### Cover profile

Cover profile - EA 5-WS - 1024085



Single covers, for covering one terminal block, with black symbol (lightning flash) snap fit, color: transparent/yellow

Cover profile - EA 5 - 1024014



Single covers, color: transparent

#### DIN rail

DIN rail perforated - NS 32 PERF 2000MM - 1201002



G-profile DIN rail, material: Steel, perforated, height 15 mm, width 32 mm, length 2 m



## Feed-through terminal block - UK 6 N - 3004524

### Accessories

DIN rail, unperforated - NS 32 UNPERF 2000MM - 1201015



G-profile DIN rail, material: Steel, unperforated, height 15 mm, width 32 mm, length 2 m

---

DIN rail perforated - NS 35/ 7,5 PERF 2000MM - 0801733



DIN rail, material: steel galvanized and passivated with a thick layer, perforated, height 7.5 mm, width 35 mm, length: 2000 mm

---

DIN rail, unperforated - NS 35/ 7,5 UNPERF 2000MM - 0801681



DIN rail, material: Steel, unperforated, height 7.5 mm, width 35 mm, length: 2 m

---

DIN rail perforated - NS 35/ 7,5 WH PERF 2000MM - 1204119



DIN rail 35 mm (NS 35)

---

DIN rail - NS 35/ 7,5 WH UNPERF 2000MM - 1204122



DIN rail 35 mm (NS 35)

---

## Feed-through terminal block - UK 6 N - 3004524

### Accessories

DIN rail, unperforated - NS 35/ 7,5 AL UNPERF 2000MM - 0801704



DIN rail, unperforated, Width: 35 mm, Height: 7.5 mm, Length: 2000 mm, Color: silver

---

DIN rail perforated - NS 35/ 7,5 ZN PERF 2000MM - 1206421



DIN rail, material: Galvanized, perforated, height 7.5 mm, width 35 mm, length: 2 m

---

DIN rail, unperforated - NS 35/ 7,5 ZN UNPERF 2000MM - 1206434



DIN rail, material: Galvanized, unperforated, height 7.5 mm, width 35 mm, length: 2 m

---

DIN rail, unperforated - NS 35/ 7,5 CU UNPERF 2000MM - 0801762



DIN rail, material: Copper, unperforated, height 7.5 mm, width 35 mm, length: 2 m

---

End cap - NS 35/ 7,5 CAP - 1206560



DIN rail end piece, for DIN rail NS 35/7.5

---

## Feed-through terminal block - UK 6 N - 3004524

### Accessories

DIN rail perforated - NS 35/15 PERF 2000MM - 1201730



DIN rail, material: steel galvanized and passivated with a thick layer, perforated, height 15 mm, width 35 mm, length: 2000 mm

---

DIN rail, unperforated - NS 35/15 UNPERF 2000MM - 1201714



DIN rail, material: Steel, unperforated, height 15 mm, width 35 mm, length: 2 m

---

DIN rail perforated - NS 35/15 WH PERF 2000MM - 0806602



DIN rail 35 mm (NS 35)

---

DIN rail - NS 35/15 WH UNPERF 2000MM - 1204135



DIN rail 35 mm (NS 35)

---

DIN rail, unperforated - NS 35/15 AL UNPERF 2000MM - 1201756



DIN rail, deep drawn, high profile, unperforated, 1.5 mm thick, material: aluminum, height 15 mm, width 35 mm, length 2000 mm

---

## Feed-through terminal block - UK 6 N - 3004524

### Accessories

DIN rail perforated - NS 35/15 ZN PERF 2000MM - 1206599



DIN rail, material: Galvanized, perforated, height 15 mm, width 35 mm, length: 2 m

---

DIN rail, unperforated - NS 35/15 ZN UNPERF 2000MM - 1206586



DIN rail, material: Galvanized, unperforated, height 15 mm, width 35 mm, length: 2 m

---

DIN rail, unperforated - NS 35/15 CU UNPERF 2000MM - 1201895



DIN rail, material: Copper, unperforated, 1.5 mm thick, height 15 mm, width 35 mm, length: 2 m

---

End cap - NS 35/15 CAP - 1206573



DIN rail end piece, for DIN rail NS 35/15

---

DIN rail, unperforated - NS 35/15-2,3 UNPERF 2000MM - 1201798



DIN rail, unperforated, Width: 35 mm, Height: 15 mm, Length: 2000 mm, Color: silver

---

End block

## Feed-through terminal block - UK 6 N - 3004524

### Accessories

End clamp - CLIPFIX 35 - 3022218



Quick mounting end clamp for NS 35/7,5 DIN rail or NS 35/15 DIN rail, with marking option, width: 9.5 mm, color: gray

---

End clamp - CLIPFIX 35-5 - 3022276



Quick mounting end clamp for NS 35/7,5 DIN rail or NS 35/15 DIN rail, with marking option, with parking option for FBS...5, FBS...6, KSS 5, KSS 6, width: 5.15 mm, color: gray

---

End clamp - E/NS 35 N - 0800886



End clamp, width: 9.5 mm, color: gray

---

End clamp - E/UK - 1201442



End clamp, Width: 9.5 mm, Height: 35.3 mm, Length: 50.5 mm, Color: gray

---

End clamp - E/UK 1 - 1201413



End clamps, for supporting the ends of double-level and three-level terminal blocks, width: 10 mm, color: gray

---

End cover

## Feed-through terminal block - UK 6 N - 3004524

### Accessories

End cover - D-UK 4/10 - 3003020



End cover, Length: 42.5 mm, Width: 1.8 mm, Height: 35.9 mm, Color: gray

---

### Insertion bridge

Insertion bridge - EB 2- 8 - 0202154



Insertion bridge, Pitch: 8 mm, Number of positions: 2, Color: gray

---

Insertion bridge - EB 3- 8 - 0202141



Insertion bridge, Pitch: 8 mm, Number of positions: 3, Color: gray

---

Insertion bridge - EB 4- 8 - 0202142



Insertion bridge, Pitch: 8 mm, Number of positions: 4, Color: gray

---

Insertion bridge - EB 10- 8 - 0202138



Insertion bridge, Pitch: 8 mm, Number of positions: 10, Color: gray

---

## Feed-through terminal block - UK 6 N - 3004524

### Accessories

Insertion bridge - EB 1/3/5/7-8 - 3072340



Insertion bridge, Pitch: 16.4 mm, Length: 24 mm, Width: 55.4 mm, Number of positions: 4, Pin assignment: 1, 3, 5, 7, Color: gray

---

Insertion bridge - EB 1/3/5-8 - 3072341



Insertion bridge, Pitch: 16.4 mm, Length: 24 mm, Width: 39 mm, Number of positions: 3, Pin assignment: 1,3,5, Color: gray

---

### Insulating sleeve

Bridge bar isolator - IS-K 10 - 1303337



Bridge bar isolator, Color: gray

---

Insulating sleeve - PS-IH WH - 0311566



Insulating sleeve, Color: white

---

Insulating sleeve - PS-IH RD - 0311579



Insulating sleeve, Color: red

---

## Feed-through terminal block - UK 6 N - 3004524

### Accessories

Insulating sleeve - PS-IH BU - 0311582



Insulating sleeve, Color: blue

---

Insulating sleeve - PS-IH YE - 0311595



Insulating sleeve, Color: yellow

---

Insulating sleeve - PS-IH GN - 0311605



Insulating sleeve, Color: green

---

Insulating sleeve - PS-IH GY - 0311621



Insulating sleeve, Color: gray

---

Insulating sleeve - PS-IH BK - 0311634



Insulating sleeve, Color: black

---



## Feed-through terminal block - UK 6 N - 3004524

### Accessories

Insulating sleeve - PS-IH VT - 0311618



Insulating sleeve, Color: violet

---

### Labeled terminal marker

Zack marker strip - ZB 8 CUS - 0825011



Zack marker strip, can be ordered: Strip, white, labeled according to customer specifications, Mounting type: Snap into tall marker groove, for terminal block width: 8.2 mm, Lettering field: 10.5 x 8.15 mm

---

Marker for terminal blocks - UC-TM 8 CUS - 0824597



Marker for terminal blocks, can be ordered: by sheet, white, labeled according to customer specifications, Mounting type: Snap into tall marker groove, for terminal block width: 8.2 mm, Lettering field: 7.6 x 10.5 mm

---

Marker for terminal blocks - UCT-TM 8 CUS - 0829616



Marker for terminal blocks, can be ordered: by sheet, white, labeled according to customer specifications, Mounting type: Snap into tall marker groove, for terminal block width: 8.2 mm, Lettering field: 7.6 x 10.5 mm

---

Zack marker strip - ZB 8,LGS:FORTL.ZAHLEN - 1052015



Zack marker strip, Strip, white, labeled, can be labeled with: CMS-P1-PLOTTER, Printed horizontally: Consecutive numbers 1 - 10, 11 - 20, etc. up to 491 - 500, Mounting type: Snap into tall marker groove, for terminal block width: 8.2 mm, Lettering field: 10.5 x 8.15 mm

---

## Feed-through terminal block - UK 6 N - 3004524

### Accessories

Zack marker strip - ZB 8,QR:FORTL.ZAHLEN - 1052028



Zack marker strip, Strip, white, labeled, can be labeled with: CMS-P1-PLOTTER, Printed vertically: Consecutive numbers 1 - 10, 11 - 20, etc. up to 91 - 100, Mounting type: Snap into tall marker groove, for terminal block width: 8.2 mm, Lettering field: 10.5 x 8.15 mm

Marker for terminal blocks - ZB 8,LGS:L1-N,PE - 1052413



Marker for terminal blocks, Strip, white, labeled, can be labeled with: CMS-P1-PLOTTER, Horizontal: L1, L2, L3, N, PE, L1, L2, L3, N, PE, Mounting type: Snap into tall marker groove, for terminal block width: 8.2 mm, Lettering field: 10.5 x 8.15 mm

### Partition plate

Separating plate - TS-K - 1302215



Separating plate, Length: 22 mm, Width: 0.5 mm, Height: 22 mm, Color: gray

Partition plate - ATP-UK - 3003224



Partition plate, Length: 56 mm, Width: 1.5 mm, Height: 45.7 mm, Color: gray

### Screw bridge

Jumper - ISSBI 10- 8 - 0301534



Jumper, Pitch: 8 mm, Number of positions: 10, Color: silver

## Feed-through terminal block - UK 6 N - 3004524

### Accessories

Fixed bridge - FBI 2- 8 - 0200020



Fixed bridge, Pitch: 8 mm, Number of positions: 2, Color: silver

---

Fixed bridge - FBI 3- 8 - 0200059



Fixed bridge, Pitch: 8 mm, Number of positions: 3, Color: silver

---

Fixed bridge - FBI 4- 8 - 0200046



Fixed bridge, Pitch: 8 mm, Number of positions: 4, Color: silver

---

Fixed bridge - FBI 10- 8 - 0203263



Fixed bridge, Pitch: 8 mm, Number of positions: 10, Color: silver

---

Fixed bridge - FBI 10- 8-EX - 0711700



Fixed bridge, Pitch: 8 mm, Number of positions: 10, Color: silver

---

## Feed-through terminal block - UK 6 N - 3004524

### Accessories

Fixed bridge - FB 2- 8 - 0202196



Fixed bridge, Pitch: 8 mm, Number of positions: 2, Color: silver

---

Fixed bridge - FB 2- 8-EX - 3029224



Fixed bridge, Pitch: 8 mm, Number of positions: 2, Color: silver

---

Fixed bridge - FB 3- 8 - 0202167



Fixed bridge, Pitch: 8 mm, Number of positions: 3, Color: silver

---

Fixed bridge - FB 4- 8 - 0202183



Fixed bridge, Number of positions: 4, Color: silver

---

Fixed bridge - FB 10- 8 - 0202170



Fixed bridge, Pitch: 8 mm, Number of positions: 10, Color: silver

---

## Feed-through terminal block - UK 6 N - 3004524

### Accessories

Fixed bridge - FB 10- 8-EX - 3003185



Fixed bridge, Pitch: 8 mm, Number of positions: 10, Color: silver

---

### Short-circuit connector

Short-circuit connector - KSS 8 - 0311540



Short-circuit connector, Pitch: 8 mm, Number of positions: 2, Color: black

---

### Switching jumper

Switching jumper - SB 2- 8/13 N - 0200062



Switching jumper, Pitch: 13 mm, Number of positions: 2, Color: silver

---

### Terminal marking

Marker card - SBS 8:UNBEDRUCKT - 1007235



Marker card, Card, white, unlabeled, can be labeled with: CMS-P1-PLOTTER, Mounting type: Snap into tall marker groove, Snap into flat marker groove, for terminal block width: 8.2 mm, Lettering field: 6 x 8.1 mm

Zack marker strip - ZB 8:UNBEDRUCKT - 1052002



Zack marker strip, Strip, white, unlabeled, can be labeled with: CMS-P1-PLOTTER, PLOTMARK, Mounting type: Snap into tall marker groove, for terminal block width: 8.2 mm, Lettering field: 10.5 x 8.15 mm

## Feed-through terminal block - UK 6 N - 3004524

### Accessories

#### Marker for terminal blocks - UC-TM 8 - 0818072



Marker for terminal blocks, Sheet, white, unlabeled, can be labeled with: BLUEMARK CLED, BLUEMARK LED, CMS-P1-PLOTTER, PLOTMARK, Mounting type: Snap into tall marker groove, for terminal block width: 8.2 mm, Lettering field: 7.6 x 10.5 mm

---

#### Marker for terminal blocks - UCT-TM 8 - 0828740



Marker for terminal blocks, Sheet, white, unlabeled, can be labeled with: THERMOMARK PRIME, THERMOMARK CARD, BLUEMARK CLED, BLUEMARK LED, TOPMARK LASER, Mounting type: Snap into tall marker groove, for terminal block width: 8.2 mm, Lettering field: 7.6 x 10.5 mm

---

#### Test plug terminal block

##### Test plugs - PS-MT - 0311647



Test plugs, Color: silver

---

#### Test socket

##### Female test connector - PSBJ 4/15/6 FARBLOS - 0303419



Female test connector, Color: transparent

---

##### Female test connector - PSBJ 4/15/6 WH - 0303312



Female test connector, Color: white

## Feed-through terminal block - UK 6 N - 3004524

### Accessories

Female test connector - PSBJ 4/15/6 RD - 0303325



Female test connector, Color: red

---

Female test connector - PSBJ 4/15/6 BU - 0303354



Female test connector, Color: blue

---

Female test connector - PSBJ 4/15/6 YE - 0303367



Female test connector, Color: yellow

---

Female test connector - PSBJ 4/15/6 GN - 0303370



Female test connector, Color: green

---

Female test connector - PSBJ 4/15/6 VT - 0303383



Female test connector, Color: violet

---

## Feed-through terminal block - UK 6 N - 3004524

### Accessories

Female test connector - PSBJ 4/15/6 GY - 0303396



Female test connector, Color: gray

---

Female test connector - PSBJ 4/15/6 BK - 0303406



Female test connector, Color: black

---

Female test connector - PSB 4/7/6 - 0303299



Female test connector, Color: silver

---

Warning label printed

Warning label - WS 5- 8 - 1004416

Warning plate, with 2 plastic screws, across 5 terminal blocks, pitch 8 mm



Warning label - WS 4- 8 - 1004212

Warning plate, with 2 plastic screws, across 4 terminal blocks, pitch 8 mm





## Feed-through terminal block - UK 6 N - 3004524

### Accessories

Warning label - WS 3- 8 - 1004128

Warning plate, with 2 plastic screws, across 3 terminal blocks, pitch 8 mm



---

Phoenix Contact 2017 © - all rights reserved  
<http://www.phoenixcontact.com>

## X-ON Electronics

Largest Supplier of Electrical and Electronic Components

*Click to view similar products for [Phoenix Contact](#) manufacturer:*

Other Similar products are found below :

[1212619](#) [3240366](#) [1893300](#) [1401029](#) [1773093](#) [2814045](#) [2989433](#) [2963886](#) [2966537](#) [2313944](#) [2834546](#) [2834407](#) [1687312](#) [3056145](#)  
[1775619](#) [1618261](#) [1674998](#) [2858894](#) [443023](#) [2905235](#) [2833547](#) [3240098](#) [2905234](#) [FFKDS/V-2.54](#) [0201391](#) [0201595](#) [7001438](#)  
[MICROFOX-R](#) [PLC-RSP- 24DC/21-21](#) [PR1-RSC3-LDP-24DC/21](#) [PR1-RSC3-LV-120AC/2X21](#) [PSI-MOS-DNET CAN/FO 660/BM](#) [PSM-](#)  
[SET-FSMA/4-KT](#) [PSR-SCF-120UC/URM/2X21](#) [PT 4-DIO 1N 5408/L-R](#) [PT 4-FSI/F-LED 12](#) [1202580](#) [1203534](#) [1205985](#) [1206308](#) [1201798](#)  
[1207420](#) [1207886](#) [1208461](#) [1208843](#) [1206188](#) [1212066](#) [1212096](#) [1212171](#) [1212250](#)