

MIL-DTL-38999 Series III

# DUST CAPS

## & DUMMY RECEPTACLES

D38999/32

D38999/33

D38999/22



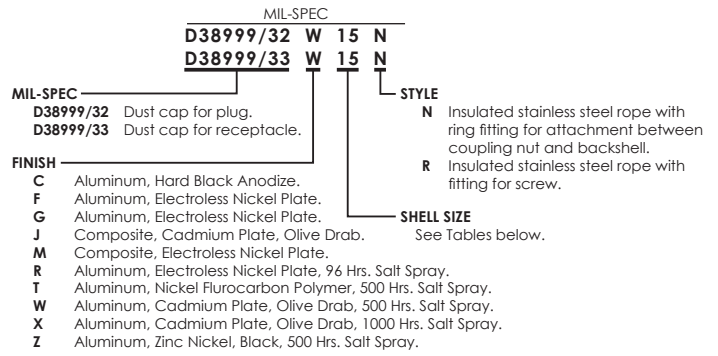
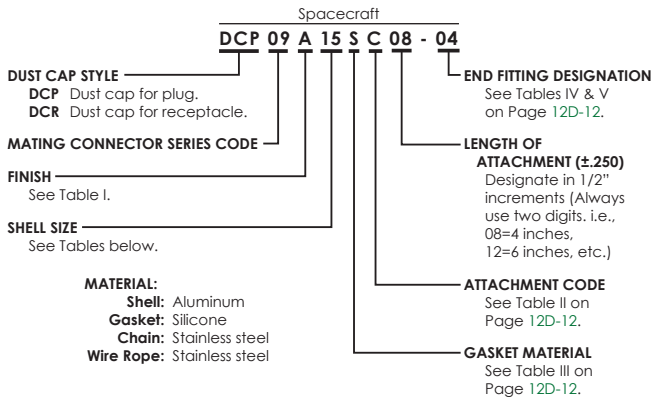
▶ Military Approved

▶ Special Platings Available

▶ Extensive Inventory

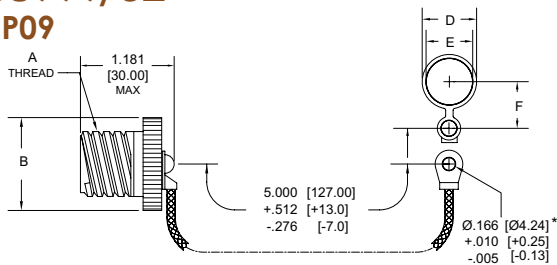


# DUST CAPS & DUMMY RECEPTACLES - MIL-DTL-38999 Series III



## Dust Cap for Plug

### D38999/32 DCP09

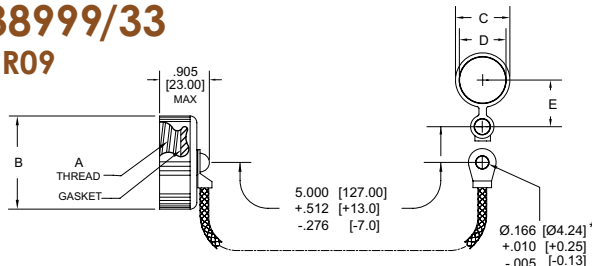


SHELL SIZE	MILITARY SHELL SIZE CODE	A THREAD CLASS 2A	ØB MAX.	ØD* MAX.	ØE* MIN.	F
9	A	.6250-0.1P-0.3L-TS	0.905 [23.0]	0.945 [24.0]	0.512 [13.0]	.945-.571 [24.00-14.50]
11	B	.7500-0.1P-0.3L-TS	1.023 [26.0]	1.063 [27.0]	0.709 [18.0]	.807-.709 [20.50-18.00]
13	C	.8750-0.1P-0.3L-TS	1.220 [31.0]	1.181 [30.0]	0.787 [20.0]	1.083-.787 [27.00-20.00]
15	D	1.0000-0.1P-0.3L-TS	1.299 [33.0]	1.220 [31.0]	0.905 [23.0]	.886-.709 [22.50-18.00]
17	E	1.1875-0.1P-0.3L-TS	1.457 [37.0]	1.457 [37.0]	1.023 [26.0]	1.201-.925 [30.50-23.50]
19	F	1.2500-0.1P-0.3L-TS	1.575 [40.0]	1.575 [40.0]	1.142 [29.0]	1.240-.984 [31.50-25.00]
21	G	1.3750-0.1P-0.3L-TS	1.732 [44.0]	1.732 [44.0]	1.260 [32.0]	1.299-1.043 [33.00-26.50]
23	H	1.5000-0.1P-0.3L-TS	1.811 [46.0]	1.811 [46.0]	1.339 [34.0]	1.339-1.083 [34.00-27.50]
25	J	1.6250-0.1P-0.3L-TS	1.968 [50.0]	1.929 [49.0]	1.535 [39.0]	1.496-1.181 [38.00-30.00]

1. Dimensions in brackets [ ] are in millimeters.  
 \* "D" and "E" dimensions only applicable for D38999/32. For DCR09 caps use end fitting code.

## Dust Cap for Receptacle

### D38999/33 DCR09

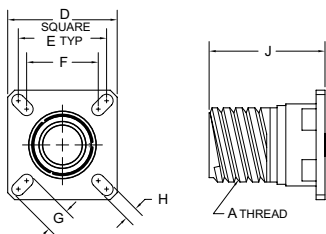
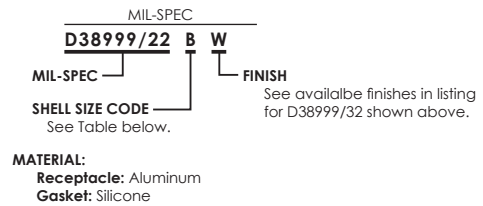
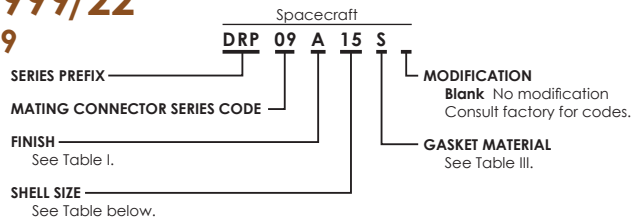


SHELL SIZE	MILITARY SHELL SIZE CODE	A THREAD CLASS 2B	ØB MAX.	ØC* MAX.	ØD* MIN.	E
9	A	.6250-0.1P-0.3L-TS	.905 [23.0]	1.083 [27.0]	.701 [11.80]	.827-.709 [21.00-18.00]
11	B	.7500-0.1P-0.3L-TS	1.102 [28.0]	1.260 [32.0]	.840 [21.35]	.886-.728 [22.50-18.50]
13	C	.8750-0.1P-0.3L-TS	1.220 [31.0]	1.457 [37.0]	1.010 [25.65]	.984-.925 [25.00-23.50]
15	D	1.0000-0.1P-0.3L-TS	1.260 [32.0]	1.575 [40.0]	1.142 [29.00]	1.220-.984 [31.00-25.00]
17	E	1.1875-0.1P-0.3L-TS	1.457 [37.0]	1.732 [44.0]	1.260 [32.00]	1.279-1.043 [32.50-26.50]
19	F	1.2500-0.1P-0.3L-TS	1.535 [39.0]	1.811 [46.0]	1.428 [36.27]	1.339-1.102 [34.00-28.00]
21	G	1.3750-0.1P-0.3L-TS	1.653 [42.0]	1.929 [49.0]	1.506 [38.25]	1.398-1.181 [35.50-30.00]
23	H	1.5000-0.1P-0.3L-TS	1.772 [45.0]	2.126 [54.0]	1.678 [42.62]	1.476-1.240 [37.50-31.50]
25	J	1.6250-0.1P-0.3L-TS	1.929 [49.0]	2.205 [56.0]	1.750 [44.45]	1.535-1.299 [39.00-33.00]

1. Dimensions in brackets [ ] are in millimeters.  
 \* "C" and "D" dimensions only applicable for D38999/33. For DCP09 caps use end fitting code.

## Dummy Receptacle

### D38999/22 DRP09



SHELL SIZE	MILITARY SHELL SIZE CODE	A R.H. THREAD	D ±.011 [±0.28]	E BSC	F BSC	G ±.007 [±0.18]	H ±.007 [±0.18]	J +.019 -.000 [+0.48] [-0.00]
9	A	.625-.01-.03LTS	.937 [23.80]	.718 [18.24]	.594 [15.09]	.218 [5.54]	.129 [3.28]	.822 [20.88]
11	B	.750-.01-.03LTS	1.031 [26.19]	.811 [20.60]	.718 [18.24]	.195 [4.95]	.129 [3.28]	.822 [20.88]
13	C	.875-.01-.03LTS	1.125 [28.57]	.905 [22.99]	.811 [20.60]	.195 [4.95]	.129 [3.28]	.822 [20.88]
15	D	1.000-.01-.03LTS	1.220 [30.99]	.968 [24.59]	.905 [22.99]	.174 [4.42]	.129 [3.28]	.822 [20.88]
17	E	1.188-.01-.03LTS	1.311 [33.30]	1.061 [26.95]	.968 [24.59]	.195 [4.95]	.129 [3.28]	.822 [20.88]
19	F	1.250-.01-.03LTS	1.437 [36.50]	1.155 [29.34]	1.061 [26.95]	.195 [4.95]	.129 [3.28]	.822 [20.88]
21	G	1.375-.01-.03LTS	1.562 [39.67]	1.250 [31.75]	1.155 [29.34]	.195 [4.95]	.129 [3.28]	.791 [20.09]
23	H	1.500-.01-.03LTS	1.688 [42.88]	1.375 [34.92]	1.250 [31.75]	.238 [6.05]	.150 [3.81]	.791 [20.09]
25	J	1.625-.01-.03LTS	1.811 [46.00]	1.500 [38.10]	1.375 [34.92]	.238 [6.05]	.150 [3.81]	.791 [20.09]

1. Dimensions in brackets [ ] are in millimeters.



**SPACECRAFT  
COMPONENTS CORP.**

3040 Clayton Street  
North Las Vegas, NV 89032

Phone: 702.851.7600  
Fax: 702.851.7620

Email: salesinfo@spacecraft.com  
Web: www.spacecraft.com

# MIL-DTL-38999 Series III - DUST CAPS & DUMMY RECEPTACLES

SPACECRAFT CODES FOR:   
 DUST CAP FOR PLUG: **DCP09**  
 DUST CAP FOR RECEPTACLE: **DCR09**  
 DUMMY RECEPTACLE: **DRP09**

**TABLE I. FINISH CODES**  
 CONSULT FACTORY FOR OTHER AVAILABLE FINISHES

Spacecraft Code	Finish	Specification(s)
H	Anodize, Black	AMS-A-8625, Type II, Class 2
B	Cadmium Plate, Black	AMS-QQ-P-416, Type II, Class 3
X	Cadmium Plate, Bright Over Electroless Nickel	AMS-QQ-P-416, Type I, Class 3 ASTMB 733-90, SC2, Type I, Class 5 over AMS-C-26074, Class 4, Grade B
E	Cadmium Plate, Gold Iridite, Over Electroless Nickel	MIL-C-5541, Class 3 AMS-QQ-P-416, Type II, Class 3 over AMS-C-26074, Class 4, Grade B
C	Cadmium Plate, Olive Drab	AMS-QQ-P-416, Type II, Class 3, 48 Hours
A	Cadmium Plate, Olive Drab Over Electroless Nickel	1000 Hour Corrosion Resistance
N	Electroless Nickel	AMS-C-26074, Class 4, Grade B
L	Zinc Cobalt, Dark Olive Drab	96 Hour Corrosion Resistance
P	Passivated, Stainless Steel	AMS-QQ-P-35
T	Nickel, Fluorocarbon Polymer	500 Hour Corrosion Resistance
W	Zinc Nickel, Black	ASTM B841 Type D

**TABLE II. ATTACHMENT CODES**

Attachment Code	Description
A	No Attachment Required
B	Bead Chain, Brass, Nickel Plated
C	Sash Chain, SST, Passivated
D	Bead Chain, SST, Passivated
E	Bead Chain, Brass, Cadmium, Olive Drab Plated
F	Bead Chain, Brass, Unfinished
I	Bead Chain, Brass, Black Oxide Finish
N	Wire Rope, No Jacket
P	Wire Rope, Polyurethane Jacket with Terminal
R	Wire Rope, SST, PVC Covered, Green Color
T	Wire Rope, SST, Teflon Covered, Natural Cover
U	Wire Rope, SST, Nylon Covered, Brown Color
V	Wire Rope, SST, Viton Covered, Black Color
W	Nylon Cord, Green Color, SST Terminal

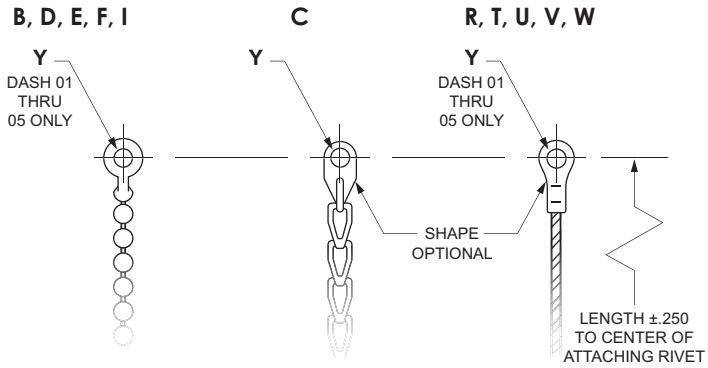
**TABLE III. GASKET MATERIAL CODES**

Material Code	Material Description
A	Fluorosilicone, Blue
N	Neoprene, Black, MIL-R-3065
O	None Required
S	Silicone, Red, ZZ-R-765
C	Conductive Silicone

**TABLE IV. EYELET END FITTING STYLES AND SIZES**  
 (NOT USED WITH ATTACHMENT CODE A)

Dash No. Code	Y Ref. Dia.
00	No Eyelet
01	.125
02	.141
03	.167
04	.188
05	.219
06	.250
07	.156
08	.121

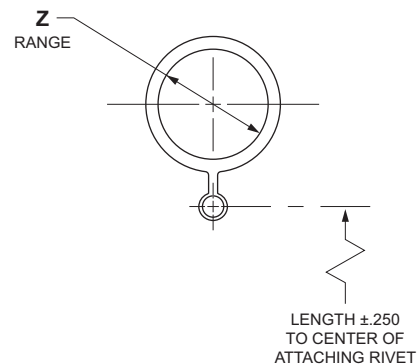
USED WITH ATTACHMENT CODES:



**TABLE V. RING END FITTING SIZES**  
 (NOT USED WITH ATTACHMENT CODE A)

DASH NO. CODE	Z RANGE	DASH NO. CODE	Z RANGE	DASH NO. CODE	Z RANGE
33	.401 - .391	15	1.072 - 1.052	24	2.088 - 2.078
34	.454 - .444	16	1.198 - 1.178	25	2.151 - 2.141
35	.464 - .454	17	1.322 - 1.302	26	2.276 - 2.266
36	.526 - .516	18	1.448 - 1.428	27	2.338 - 2.328
11	.604 - .584	19	1.572 - 1.552	28	2.401 - 2.391
37	.651 - .641	20	1.698 - 1.678	29	2.526 - 2.516
12	.729 - .709	21	1.822 - 1.802	30	2.651 - 2.641
13	.885 - .865	22	1.948 - 1.928	31	2.901 - 2.891
14	.948 - .918	23	2.026 - 2.016	32	3.026 - 3.016

USED WITH ATTACHMENT CODES:  
 B THRU W



# SPACECRAFT COMPONENTS CORP.

Your Connector Consultant Since 1962

## Try Our Other Connector Products



SCP 5015 STYLE  
CONNECTORS  
(CATALOG 102)



SCPT 26482 STYLE  
SC1 38999 SERIES I  
SC2 38999 SERIES II  
SC39 38999 SERIES III  
(CATALOG 202)



SCPB SERIES  
(CATALOG 302)



CONNECTOR  
ACCESSORIES  
(CATALOG 402)



CONNECTORS  
WITH INTEGRATED  
BACKSHELLS  
(CATALOG 601)



## Get All of Our Catalogs & Product Brochures on One Disc



## SPACECRAFT COMPONENTS CORP.



### Headquarters

3040 Clayton Street  
North Las Vegas, NV 89032

Phone: 702.851.7600  
Fax: 702.851.7620

Email: [salesinfo@spacecraft.com](mailto:salesinfo@spacecraft.com)  
Web: [www.spacecraft.com](http://www.spacecraft.com)

### Florida Office

4577 Nob Hill Road  
Suite 106  
Sunrise, FL 33351  
Tel: 954.748.4540  
Fax: 954.748.4128

### Arizona Office

519 W. Lone Cactus Dr.  
Suite 401  
Phoenix, AZ 85027  
Tel: 623.580.1162  
Fax: 623.580.1165

### Italy Office

Spacecraft Components, sp A  
Milan, Italy  
+39 [335] 719.4512

### Mexico Office

Av. Constituyentes 13-6 Col. Pueblo Nuevo  
Queretaro, Qro 76900  
+52 442 341 69 63

COMING SOON...  
All Plastic Connectors  
CATALOG 701

APR 2013  
SF-146

COMPILED AND PRODUCED BY SPACECRAFT COMPONENTS CORP.  
©2012 SPACECRAFT COMPONENTS CORP., NORTH LAS VEGAS, NV 89032

## **X-ON Electronics**

Largest Supplier of Electrical and Electronic Components

*Click to view similar products for [Spacecraft Components](#) manufacturer:*

Other Similar products are found below :

[M85049/128-1](#) [MS27511B18R](#) [M85049/128-3](#)