

Data Sheet

Dual Channel Function/Arbitrary Waveform Generators 4050B Series



The 4050B Series Dual Channel Function/Arbitrary Waveform Generators are capable of generating stable and precise sine, square, triangle, pulse, and arbitrary waveforms. With an easy-to-read color display and intuitive user interface with numeric keypad, these instruments offer plenty of features including linear/logarithmic sweep, built-in counter, extensive modulation and triggering capabilities, a continuously variable DC offset, and a high performance 14-bit, 150 MSa/s arbitrary waveform generator. CH1 and CH2 outputs can both be varied from 0 to 10 Vpp into 50 ohms (up to 20 Vpp into open circuit).

Easily create custom arbitrary waveforms using the included waveform editing software or use any of the 196 built-in predefined arbitrary waveforms. More than 1000 user-defined 16k point arbitrary waveforms can be saved to the instrument. Additionally, the included LabVIEW™ drivers allow users to conveniently load and save .csv or .txt file data directly into the arb memory without having to use waveform editing software.

Extensive modulation capabilities include amplitude and frequency modulation (AM/FM), double sideband amplitude modulation (DSB AM), amplitude and frequency shift keying (ASK/FSK), phase modulation (PM), phase shift keying (PSK), and pulse width modulation (PWM).

The standard external 10 MHz reference clock input and output allows users to synchronize their instrument with another generator. Additionally, the generators offer powerful channel copy, track and combine functionality and the phase of both output channels can be synchronized conveniently with the push of a button. These handy features are typically not found in function generators at this price point.


These versatile function/arbitrary waveform generators are suitable for education and other applications that require high signal fidelity, a variety of modulation schemes, or arbitrary waveform generation capabilities.

Features & Benefits

- 14-bit, 150 MSa/s, 16k point arbitrary waveform generator
- Two independent channels with individual output On/Off buttons
- Convenient channel copy, track and combine functions
- Synchronize the phase of both channels with the push of a button
- Low-jitter square wave generation for simulating reliable clock signals, generating triggers, or validating serial data buses
- Large 4.3-inch LCD color display
- Linear and logarithmic sweep
- AM/DSB-AM/ASK/FM/FSK/PM/PSK/PWM modulation functions
- Variable DC offset
- Adjustable duty cycle
- Internal/external triggering
- Gate and burst mode
- 196 built-in predefined arbitrary waveforms
- Flash memory size of approximately 100 MB allows for storage/recall of >1000 instrument settings and user-defined arbitrary waveforms
- Built-in frequency counter
- Harmonics generator function
- LAN, USB device port (USBTMC-compliant), and front panel USB host port
- GPIB connectivity with optional USB-to-GPIB adapter
- PC software provided for arbitrary waveform editing
- Short circuit output protection

Model	4053B	4054B	4055B
Sine and square frequency range	1 μ Hz – 10 MHz	1 μ Hz – 30 MHz	1 μ Hz – 60 MHz


Front panel



Intuitive user interface

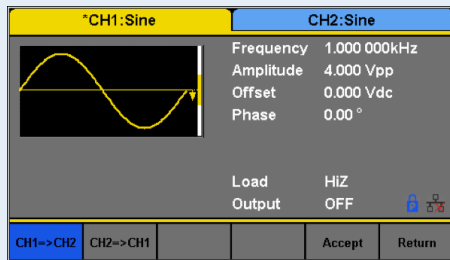
Easily adjust all waveform parameters using the intuitive menu-driven front panel keypad with dedicated channel selection keys, numeric keypad, and rotary control knob. Connect your USB flash drive to the USB host port to quickly save and recall instrument settings and waveforms.

Rear panel



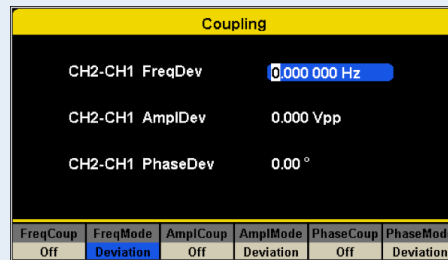
Flexible operation

Channel copy and sync function



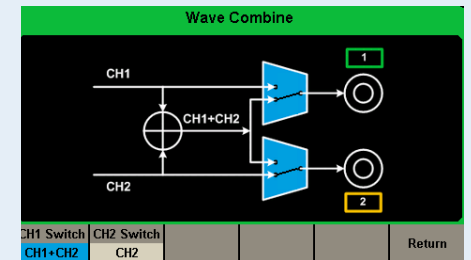
Save time with the 4050B Series' two independent channels to output synchronous signals. With a push of a button, all waveform parameters can be quickly copied between channels to set up identical output signals. Phase between channels can also be adjusted from the front panel.

Channel tracking function



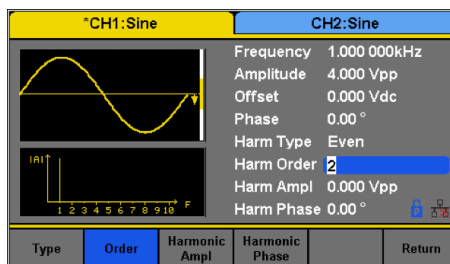
Customize your generator's channel output configuration with frequency, amplitude, and phase coupling. When enabled, CH1 and CH2 can automatically track according to the user's set frequency, amplitude, and phase deviation ratio between channels.

Channel combine function



Create complex waveforms by internally adding each channel's waveform and outputting the combined waveform on channel 1 or 2.

Harmonics function



Generate harmonics up to the 10th order with independent amplitude and phase settings.

Generate arbitrary waveforms with ease



The 4050B Series features a large, non-volatile flash memory of about 100 MB, allowing users to create, store, and recall >1000 user-defined 16k point arbitrary waveforms or output any of the 196 built-in predefined arbitrary waveforms.

The provided waveform editing software can be used to create point-by-point arbitrary waveforms via freehand or waveform math functions. A standard USB interface on the rear panel allows users to easily interface with a PC to load these arbitrary waveforms into the instrument. The front panel also offers a convenient USB host port for connecting your USB flash drive to save/recall instrument settings and waveforms.

Advanced square and pulse generator




Fig 1

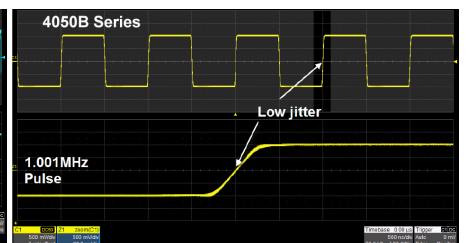


Fig 2

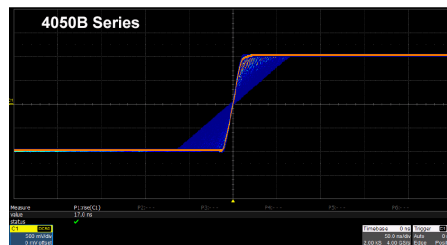


Fig 3

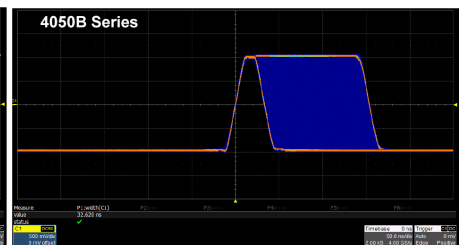


Fig 4

For applications requiring high signal integrity and edge stability, the 4050B Series can produce low jitter pulse waveforms (Fig 2) compared to conventional DDS generators (Fig 1). The instrument can also generate pulses with minimum rise/fall times of 16.8 ns (Fig 3), minimum pulse width of 32 ns (Fig 4) and maximum rise/fall times of 22.4 seconds.

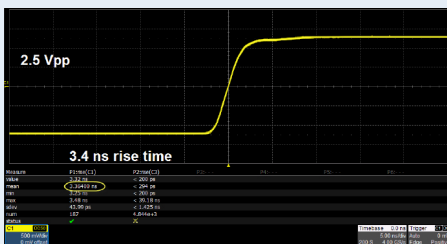


Fig 5

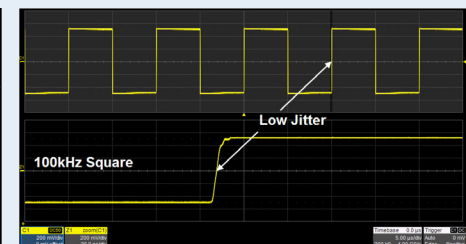


Fig 6

Generate high performance square waves with < 3.4 ns rise/fall times (Fig 5) and rms jitter < 300ps + 0.05 ppm of period (Fig 6)

Specifications

Model	4053B	4054B	4055B
Channels	2		
Frequency Characteristics			
Sine & Square	1 μ Hz – 10 MHz	1 μ Hz – 30 MHz	1 μ Hz – 60 MHz
Triangle, Ramp	1 μ Hz – 500 kHz		
Pulse	1 μ Hz – 12.5 MHz		
Noise (-3 dB)	> 60 MHz		
Arbitrary	1 μ Hz – 12.5 MHz		
Accuracy	\pm 25 ppm (1 year)		
Resolution	1 μ Hz		
Arbitrary Characteristics			
Built-in Waveforms	196 built-in waveforms (includes DC)		
Waveform Length	16k points / Ch		
Vertical Resolution	14 bits		
Sampling Rate	150 MSa/s		
Minimum Rise/Fall Time	6.5 ns (typical)		
Jitter (pk-pk)	8 ns (typical)		
Non-volatile Memory Storage	> 1000 16k points waveforms (100 MB in file system)		
Output Characteristics			
Amplitude Range	2 mVpp – 10 Vpp into 50 Ω (4 mVpp – 20 Vpp into open circuit), \leq 10 MHz 2 mVpp – 5 Vpp into 50 Ω (4 mVpp – 10 Vpp into open circuit), > 10 MHz		
Amplitude Resolution	up to 4 digits		
Amplitude Accuracy (10 kHz)	\pm (1% + 1 mVpp)		
Amplitude Flatness	\pm 0.3 dB (reference 10 kHz, 2.5 Vpp, 50 Ω load)		
Cross Talk	< -60 dBc (both channels set to 0 dBm, sine 50 Ω load)		
Offset Range (DC)	\pm 5 V into 50 Ω (\pm 10 V into open circuit)		
Offset Resolution	up to 4 digits		
Offset Accuracy	\pm (offset setting value \times 1% + 3 mV)		
Channel Output Impedance	50 Ω , high impedance		
Output Protection	short-circuit protection		
Waveform Characteristics (sine, square, triangle, ramp)			
Harmonic Distortion (Sine)	DC – 10 MHz, < -60 dBc / 10 MHz – 30 MHz < -50 dBc / 30 MHz – 60 MHz, < -40 dBc (0 dBm input signal)		
Total Harmonic Distortion (Sine)	10 Hz – 20 kHz at 0 dBm, < 0.075%		
Spurious (non-harmonic)	DC – 10 MHz, < -65 dBc / 10 MHz – 30 MHz, < -55 / 30 MHz – 60 MHz, < -40 (0 dBm input signal)		
Rise/Fall Time (square)	< 4.2 ns (10% – 90%, at 1Vpp into 50 Ω)		
Variable Duty Cycle (square)	0.001% - 99.999% (depending on frequency setting)		
Asymmetry (50% duty cycle)	1% of period + 20 ns (typical, 1 kHz, 1 Vpp)		
Jitter (rms) cycle to cycle (square)	300 ps + 0.00 ppm of period (typical, 1 kHz, 1 Vpp)		
Ramp Symmetry	0% – 100%		
Linearity (triangle, ramp at 1 kHz, 1 Vpp, 100% symmetry)	< 1% of peak output (typical)		

Dual Channel Function/Arbitrary Waveform Generators 4050B Series

Model	4053B, 4054B & 4055B
Pulse	
Pulse Width	32.6 ns minimum, 100 ps resolution, 1,000,000 s max.
Rise/Fall Time	16.8 ns (1 Vpp, 50 10% – 90% 50 Ω load)
Duty Cycle	0.001% resolution
Overshoot	< 3 % (100 kHz, 1 Vpp)
Jitter (rms) cycle to cycle	300 ps + 0.05 ppm of period (typical, 1 kHz, 1 Vpp)
Burst	
Waveform	sine, square, ramp, pulse, arbitrary, noise
Type	cycle (1-1000000 cycles), infinite, gated
Start/Stop Phase	0 ° – 360 °
Internal Period	1 μs – 1000 s
Gated Source	Internal, external trigger
Trigger Source	internal, external, manual
Phase Offset	
Range	0 ° – 360 °
Resolution	0.1 °
AM, FM & PM Modulation Characteristics	
Carrier	sine, square, ramp, arbitrary (except DC)
Source	internal, external
Internal Modulation Waveform	sine, square, ramp, noise, arbitrary (1 MHz – 20 kHz)
AM Modulation Depth	0% – 120%, 0.1% resolution
FM Frequency Deviation	0 – 0.5*bandwidth, 10 μHz resolution
PM Phase Deviation	0 – 360 °, 0.1 ° resolution
ASK & FSK Modulation Characteristics	
Carrier	sine, square, ramp, arbitrary (except DC)
Source	internal, external
Modulation Waveform	50% duty cycle square waveform (1 MHz – 50 kHz)
PWM Modulation Characteristics	
Source	internal, external
Modulation Waveform	sine, square, ramp, arbitrary (except DC)
Internal Modulation Frequency	1 MHz – 20 kHz
DSB-AM Modulation Characteristics	
Carrier	sine, square, ramp, arbitrary (except DC)
Source	internal, external
Modulation Waveform	sine, square, ramp, noise, arbitrary (1 MHz – 20 kHz)
Sweep Characteristics	
Waveforms	sine, square, ramp, arbitrary (except DC)
Sweep Shape	linear or logarithmic, up or down
Sweep Time	1 ms – 500 s
Sweep Trigger	internal, external, manual

Auxiliary Input / Output	
Modulation Input	6 Vpp (typical) for 100% modulation Input impedance: 10 kΩ
Sync and Trigger Out	TTL compatible *1) Output impedance 100 Ω Maximum frequency: 1 MHz Minimum pulse width: 500 ns
Trigger In	TTL compatible *2) Input impedance: 10 kΩ Minimum pulse width: 100 ns Response time 100 ns (max) in sweep mode and 600 ns (max) in burst mode
Reference Clock	
Input	Frequency Range: 10 MHz ± 1 kHz (typical) Min. Voltage Input: 1.4 V 5 kΩ input impedance
Output	Frequency Range: 10 MHz ± 25 ppm (typical) Voltage Level: 3.3 V (typical), 2 V (minimum) 50 Ω output impedance
Frequency Counter	
Measurement	frequency, period, duty cycle, positive/negative pulse width
Measurement Range	100 mHz – 200 MHz (DC coupling) 10 Hz – 200 MHz (AC coupling)
Input Range	100 mV to ± 2.5 V (< 100 MHz, DC coupling) 200 mV to ± 2.5 V (100 MHz – 200 MHz, DC coupling) 100 mV to 5 V (< 100 MHz, AC coupling) 200 mV to 5 V (100 MHz – 200 MHz, AC coupling)
Input Impedance	1 MΩ
Coupling	AC, DC, HF, REJ
Environmental and Safety	
Temperature	operating: 32 °F – 104 °F (0 °C – 40 °C) storage: -4 °F – 140 °F (-20 °C – 60 °C)
Humidity	< 86° F (30 °C), ≤ 90 % RH 104 °F (40 °C), ≤ 50 % RH
Altitude	operating: below 9,842 ft (3,000 m) storage: below 49,212 ft (15,000 m)
Electromagnetic Compatibility	EMC Directive 2004/108/EC, EN61326:2006, EN61000-3-2:2006+A2:2009, EN61000-3-3:2008
Safety	Low voltage directive 2006/95/EC, EN61010-1:2001, EN61010-031:2002+A1:2008
General	
Display	4.3" TFT-LCD display, 480 x 272
Interfaces	LAN & USBTMC (standard), GPIB (optional), USB host port
Storage Memory	Arbitrary waveforms and instrument settings share the same non-volatile storage memory of 100 MB.
Power	100 – 240 VAC ± 10%, 50 / 60 Hz 100 – 120 VAC ± 10%, 400 Hz
Power Consumption	50 W max.
Dimensions (W x H x D)	263 x 96 x 295 mm (10.3" x 3.78" x 11.6")
Weight	3.32 kg (7.32 lbs)
Three-Year Warranty	
Standard Accessories	Getting started manual, instruction manual (downloadable), AC power cord, USB type A-to-type B cable, certificate of calibration
Optional Accessories	USB-to-GPIB adapter (model AK40G)

$$1^*) V_{OH} = 3.8 \text{ V } (I_{OH} = -8 \text{ mA}), V_{OL} = 0.44 \text{ V } (I_{OL} = 8 \text{ mA})$$

$$2^*) V_{IH} = 2 \text{ V (min) / 5.5 V (max)}, V_{IL} = -0.5 \text{ V (min) / 0.8 V (max)}$$

X-ON Electronics

Largest Supplier of Electrical and Electronic Components

Click to view similar products for [B&K Precision](#) manufacturer:

Other Similar products are found below :

[BK4007B](#) [575A](#) [8612](#) [878](#) [9121A](#) [9123A](#) [9206](#) [1514](#) [1737](#) [1747](#) [1760A](#) [2125C](#) [CAL73](#) [9115](#) [9116](#) [9117](#) [9120A](#) [9122A](#) [9202](#) [9801](#)
[1627A](#) [1730A](#) [2516](#) [2532B](#) [2556](#) [2557](#) [PR-37AR](#) [262](#) [2704C](#) [KIT](#) [307A](#) [308](#) [CR-43](#) [340A](#) [4005DDS](#) [4012A](#) [TL8KC1](#) [TL8SM](#) [367A](#) [391](#)
[4017A](#) [4055](#) [4064](#) [4065](#) [XLN30052](#) [8500](#) [XLN3640](#) [4055B](#) [9174B](#) [369B](#) [CC510](#)