

## PCB terminal block - SPTAF 1/ 7-5,0-LL - 1864480

Please be informed that the data shown in this PDF Document is generated from our Online Catalog. Please find the complete data in the user's documentation. Our General Terms of Use for Downloads are valid (<http://phoenixcontact.com/download>)

PCB terminal block, Nominal current: 13.5 A, Nom. voltage: 320 V, Pitch: 5 mm, Number of positions: 7, Connection method: Push-in spring connection, Mounting: Wave soldering, Conductor/PCB connection direction: 45°, Color: green




The figure shows a 10-position version of the product

### Why buy this product

- Time saving push-in connection, tools not required
- Defined contact force ensures that contact remains stable over the long term
- Finger-operated and fixable release button for very convenient operation
- Small component size for applications where space is at a premium
- Quick and convenient testing using integrated test option



### Key Commercial Data

|                                      |   |
|--------------------------------------|---|
| Packing unit                         | 70 STK  |
| Minimum order quantity               | 70 STK  |
| GTIN                                 | <br>4 055626 246062 |
| GTIN                                 | 4055626246062   |
| Weight per Piece (excluding packing) | 2.220 g   |
| Custom tariff number                 | 85369010  |
| Country of origin                    | Germany   |
| Note                                 | Made to Order (non-returnable)  |

### Technical data

#### Dimensions

|                       |          |
|-----------------------|----------|
| Length                | 11 mm    |
| Pitch                 | 5 mm     |
| Dimension a           | 30.00 mm |
| Width                 | 35.00 mm |
| Constructional height | 10.9 mm  |

# PCB terminal block - SPTAF 1/ 7-5,0-LL - 1864480

## Technical data

### Dimensions

|                          |            |
|--------------------------|------------|
| Height                   | 13.5 mm    |
| Length of the solder pin | 2.6 mm     |
| Pin dimensions           | 0,75 x 0,3 |
| Pin spacing              | 5.00 mm    |
| Hole diameter            | 1.1 mm     |

### General

|  |                   |
|--|-------------------|
| Insulating material group              | I                 |
| Rated surge voltage (III/3)            | 4 kV              |
| Rated surge voltage (III/2)            | 4 kV              |
| Rated surge voltage (II/2)             | 4 kV              |
| Rated voltage (III/3)                  | 250 V             |
| Rated voltage (III/2)                  | 320 V             |
| Rated voltage (II/2)                   | 630 V             |
| Connection in acc. with standard       | EN-VDE            |
| Nominal current $I_N$                  | 13.5 A            |
| Nominal cross section                  | 1 mm <sup>2</sup> |
| Solder pin surface                     | Sn                |
| Flammability rating according to UL 94 | V0                |
| Stripping length                       | 8 mm              |
| Number of positions                    | 7                 |

### Connection data

|  |                      |
|--|----------------------|
| Conductor cross section solid min.   | 0.2 mm <sup>2</sup>  |
| Conductor cross section solid max.   | 0.75 mm <sup>2</sup> |
| Conductor cross section flexible min.                                      | 0.2 mm <sup>2</sup>  |
| Conductor cross section flexible max.                                      | 1 mm <sup>2</sup>    |
| Conductor cross section flexible, with ferrule without plastic sleeve min. | 0.25 mm <sup>2</sup> |
| Conductor cross section flexible, with ferrule without plastic sleeve max. | 0.5 mm <sup>2</sup>  |
| Conductor cross section flexible, with ferrule with plastic sleeve min.    | 0.2 mm <sup>2</sup>  |
| Conductor cross section flexible, with ferrule with plastic sleeve max.    | 0.5 mm <sup>2</sup>  |
| Conductor cross section AWG min.   | 24                   |
| Conductor cross section AWG max.   | 18                   |

### Standards and Regulations

|  |        |
|--|--------|
| Connection in acc. with standard       | EN-VDE |
| Flammability rating according to UL 94 | V0     |

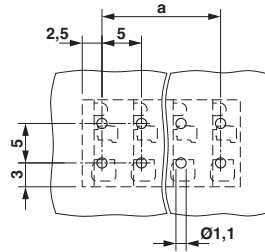
### Environmental Product Compliance

|            |   |
|------------|---|
| China RoHS | Environmentally friendly use period: unlimited = EFUP-e |
|            | No hazardous substances above threshold values          |

## Drawings

# PCB terminal block - SPTAF 1/ 7-5,0-LL - 1864480

Drilling diagram



## Approvals


### Approvals

Approvals

cULus Recognized

Ex Approvals

### Approval details

|  |       |       |
|--|-------|-------|
| cULus Recognized  <a href="http://database.ul.com/cgi-bin/XYV/template/LISEXT/1FRAME/index.htm">http://database.ul.com/cgi-bin/XYV/template/LISEXT/1FRAME/index.htm</a> E60425-20061129 |       |       |
|  | B     | D     |
| mm <sup>2</sup> /AWG/kcmil   | 24-16 | 24-16 |
| Nominal current I <sub>N</sub>   | 8 A   | 8 A   |
| Nominal voltage U <sub>N</sub>   | 300 V | 300 V |

## X-ON Electronics

Largest Supplier of Electrical and Electronic Components

*Click to view similar products for [Phoenix Contact](#) manufacturer:*

Other Similar products are found below :

[1212619](#) [3240366](#) [1893300](#) [1401029](#) [1773093](#) [2814045](#) [2989433](#) [2963886](#) [2966537](#) [2313944](#) [2834546](#) [2834407](#) [1687312](#) [3056145](#)  
[1775619](#) [1618261](#) [1674998](#) [2858894](#) [443023](#) [2905235](#) [2833547](#) [3240098](#) [2905234](#) [FFKDS/V-2.54](#) [0201391](#) [0201595](#) [7001438](#)  
[MICROFOX-R](#) [PLC-RSP- 24DC/21-21](#) [PR1-RSC3-LDP-24DC/21](#) [PR1-RSC3-LV-120AC/2X21](#) [PSI-MOS-DNET CAN/FO 660/BM](#) [PSM-](#)  
[SET-FSMA/4-KT](#) [PSR-SCF-120UC/URM/2X21](#) [PT 4-DIO 1N 5408/L-R](#) [PT 4-FSI/F-LED 12](#) [1202580](#) [1203534](#) [1205985](#) [1206308](#) [1201798](#)  
[1207420](#) [1207886](#) [1208461](#) [1208843](#) [1206188](#) [1212066](#) [1212096](#) [1212171](#) [1212250](#)