



marathon[™]
Special Products

Product Data Sheet

EPBAP84

Enclosed Power Terminal Block

760 Amps 600 Volts AC/DC

Wire Range

- Line: (2) 500 kcmil - #4 AWG (253 mm² - 21 mm²)
- Load: (8) 2/0 - #14 AWG (67 mm² - 2 mm²)

Electrical Ratings

- 760 Amps
- 600V per UL 1953 & CSA 22.2 No.158, class B & C requirements
- 1000 V AC/DC per IEC 60947-7-1 (CE)
- Short circuit current ratings (SCCR): See SCCR section below for specifications.
- CU7AL - 75°C connector terminal rating with copper or aluminum wire
- Touch protection: IP-20 (IEC 60529)
- Factory & Field Wiring

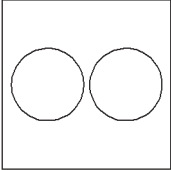
Agency Compliance

- UL - UL Listed Terminal Block, Evaluated to UL 1953, File No.QPQS.E309401
- CSA - certified to C22.2 No. 158, File No. LR19766 (wire classes B & C only)
- CE compliant to IEC 60947-7-1

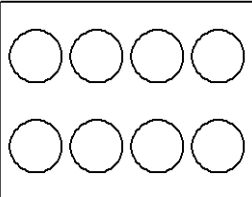
Material Information

- Insulator base:
 - Thermoplastic
 - Flammability rating of insulator base UL94V0
 - Insulator base temperature rating: -40°C to 125°C (UL RTI)
- Connector: aluminum, tin plated
- Terminal set screws: line side: aluminum, tin plated, load side: aluminum, tin plated
- Connector mounting screw: steel, zinc plated
- RoHS compliant

Termination Specifications

Line Side	Wire Size (CU Stranded)	Torque	Wires / Terminal	Wire Class (UL) ¹
	500 kcmil - 4 AWG	42.3 N·m (375 lbf·in)	1	B, C
	350 kcmil - 4 AWG	42.3 N·m (375 lbf·in)	1	B, C, G, H, I (DLO)

- Aluminum stranded wire range: 500 kcmil - 4 AWG
- Wire strip length: 1 3/8 in. (35mm)
- IP-20 protection: 500 kcmil - 4/0
- Terminal screw drive: 8 mm hex

Load Side	Wire Size (CU Stranded)	Torque	Wires / Terminal	Wire Class (UL) ¹
	2/0 - 6	13.6 N·m (120 lbf·in)	1	B, C
	1 AWG - 6 AWG	13.6 N·m (120 lbf·in)	1	B, C, G, H, I (DLO)
	8 AWG	4.5 N·m (40 lbf·in)	1	B, C, G, H, I (DLO)
	10 AWG - 14 AWG	4 N·m (35 lbf·in)	1	B, C, I (DLO)

- Solid copper wire range: #10 - 14
- Aluminum wire range: 2/0 - #12 AWG
- Wire strip length:
 - top row: 3/4 in. (19 mm)
 - bottom row: 1 3/4 in. (44 mm)
- IP-20 protection: 2/0 - 10 AWG
- Terminal screw drive: 5 mm hex

¹ For information on copper stranded wire classes please reference:
<http://www.marathonsp.com/CatalogPDFs/Flexible-Stranded-Wire.pdf>

Short Circuit Current Ratings (SCCR)

- The suitable conductor ranges are limited to the table values only for achieving the SCCR in excess of the default rating of 10,000A.
- Other conductor combinations within the "Terminal Specifications" noted are suitable for achieving a SCCR of 10,000A (the default rating of terminal blocks).
- Enclosure size – Investigated with a minimum 16X14X6 enclosure. Use in smaller enclosures is subject to end use evaluation.

SCCR With Fuses

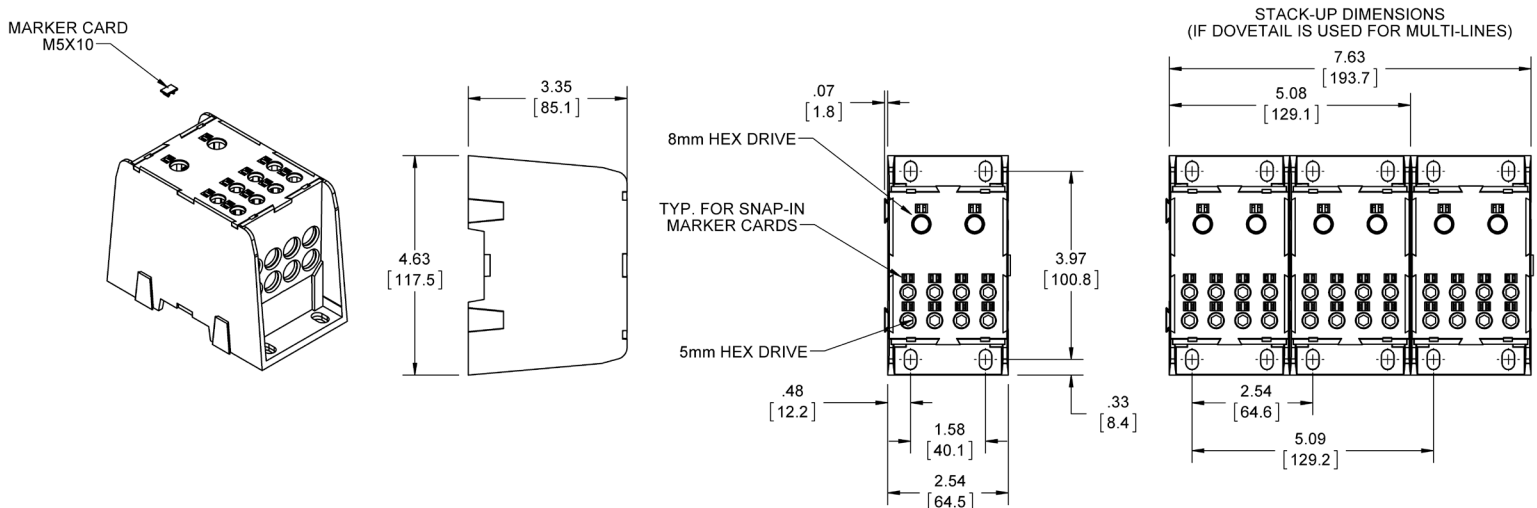
Wire Class	Suitable Conductors		Max Overcurrent Protection Fuse Required Amp Rating / Class						SCCR RMS Sym. Amps 600V. Max
	Line	Load	J	T	RK1	RK5	G	CC	
B, C	500 - 250	2/0 - 4	600	600	400	200	60	30	100,000
B, C	500 - 4	2/0 - 10	350	350	200	100	60	30	100,000
G, H, I	350 - 250	1 - 4	600	600	600	200	60	30	100,000
G, H, I	350 - 4	1 - 8	350	350	200	100	60	30	100,000

Installation & Accessories

- Mounting (Panel):
 - For use with 1/4" (6 mm) fasteners.
 - Torque mounting fastener to 30-40 lbf-in (3.4 - 4.5 N·m).
- Safety plugs: EPB Plug 500 Line side, EPB Plug 2/0 Load side
- Marker cards:
 - White plastic inserts: EPB Marker Card
- Allen wrenches :

	5 mm	8 mm
• S & K tools	45955	45958
• Snap-on tools	FAML5E	FAML8E
• MAC tools	XDLS5MM	XDLS8MM
• McMaster Carr	8367A23	8367A26
• Armstrong	38-709	38-713

Drawing



X-ON Electronics

Largest Supplier of Electrical and Electronic Components

Click to view similar products for [Marathon manufacturer](#):

Other Similar products are found below :

[104](#) [600AGP04PSB](#) [599GP200402PSB](#) [670A GP 03](#) [601RJ 06](#) [985GP02](#) [599-GP-2004-10](#) [600-2004-3-SP](#) [600-GP-20](#) [600TS-10](#) [601-GP-2102-02](#) [601-GP-3/4ST-12](#) [601-GPYSY-03](#) [602-GPYSY-22](#) [603-2302-04](#) [603-JJ-04](#) [603-JJ-07](#) [604-JJ-06](#) [605-GP-03SLB](#) [605-JJ-02](#) [651-XPR-13](#) [670-3/4ST-9](#) [670A-GP-3000-18](#) [670A-GP-3000-25](#) [670A-GP-3000-27](#) [670A-GP-3/4ST-10](#) [CW205-01C](#) [671-RZ-25](#) [672-GPY-05](#) [699-GP-2102-08](#) [6F30A3S](#) [6H38-TSKK-C](#) [6R30A3SP](#) [F600A1B](#) [F600A3B](#) [F60A1B](#) [799-6-KT28](#) [799-7-KT28](#) [FPB33588](#) [R30A1B](#) [RF400A3B](#) [1321970](#) [1322970CH](#) [1320972](#) [1331955](#) [1332270](#) [1332360](#) [1332554CH](#) [1333280CH](#) [1333575CH](#)