

swiss made 

 ideal-tek s.a.
manufacturer of high precision tools and instruments

ergo-tek



ISO 9001
BUREAU VERITAS
Certification



Red Dot Design Award Winner 2014



Perfect synergy of Swiss precision and Italian design

Introducing Ergo-tek from Ideal-tek.

New cutters and pliers handles' set a new benchmark in ergonomics.

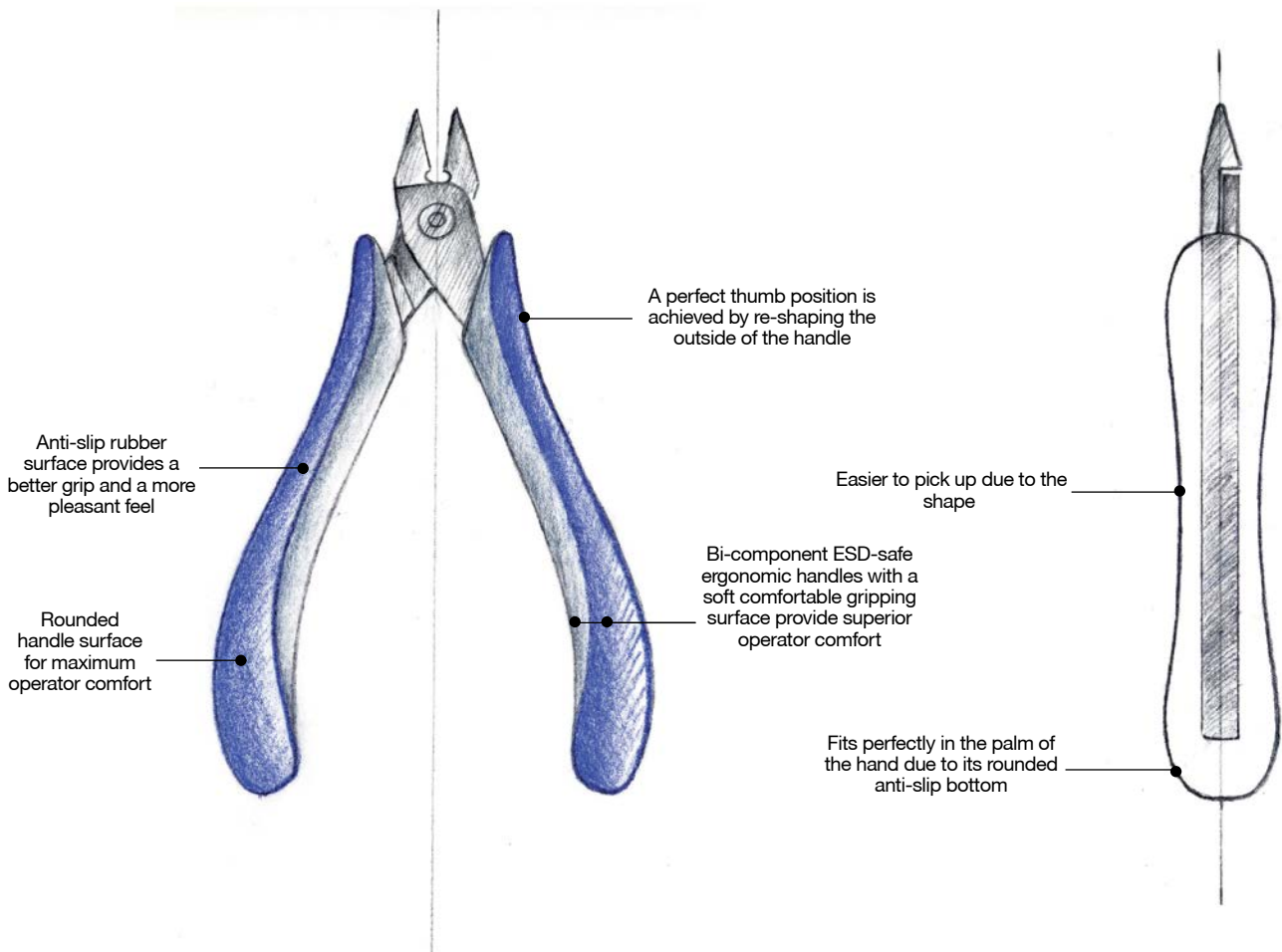
Following the User-Centered Design approach of one of the world's most respected research universities (University of Milan), over a two year period, Ideal-tek gained a full understanding of the needs, wants and frustrations of end users.

Subsequent painstaking attention to detail at every stage of the design process resulted in the creation of the ideal handles.

Precision Swiss manufacture provides quality, accuracy and longevity.

The addition of Italian design brings beauty and elegance.

Ergo-tek. Perfect synergy.



[click here to download the Paper Abstract](#)

Handles

2-Component ESD-safe user-friendly
Ergonomic handles with a soft
comfortable gripping surface.

For every handles production lot
Ideal-Tek performs the following
tests:

- point to point resistance
- surface resistance
- decay time analysis



Material & Hardness

High quality ball bearing steel

- 45 Rockwell Hardness (HRC) for pliers
- 63 Rockwell Hardness for cutters

Pyrometer controlled inductive hardening

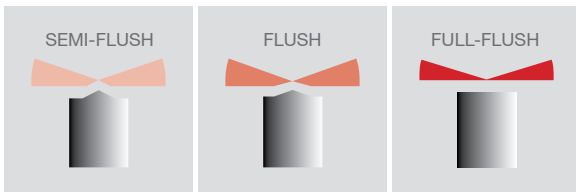
Superior no-scratch/antiglare satin finish

For every single production lot Ideal-Tek performs metallographic and hardness profile analysis.



Cutting Blades & Wire Definition

Cutting blades definition



Wire definition


- SOFT wire, copper, aluminium, tensile strength 250 MPa
- MEDIUM-HARD wire, stainless steel wire, material 1.4301, tensile strength 800 MPa
- HARD wire, stainless steel wire, material 1.4301, tensile strength 1800 MPa

100% visual inspection



More Features

- Dual leaf springs made of stainless steel
- Lap joint with screw, to achieve a high level of strength and precision
- Nuts made of hardened alloy steel to resist high cutting load
- Fine-pitched screw for perfect joint adjustment
- Perfect symmetry



Free Test & Maintenance

The application engineering of the Ideal-Tek factory will conduct test cutting and cutting evaluations at no charge upon the receipt of test wire samples.

We also provide free cutter model recommendations.

In order to preserve your cutters perfectly efficient keep a thin oil film on the tips head.



[click here to see the maintenance \(VIDEO\)](#)

Head Shape & Available models

CUTTERS

- Oval
- Tapered
- Tapered & Relieved
- Wire Lead Catchers
- Special

PLIERS

- Snipe Nose
- Flat & Round Nose



TECHNICAL DATA SHEET

Oval Cutters



reddot design award

Small robust, slim shape, and optimum balance between durability and accessibility.

Large strong and durable, for intensive cutting operations.

Extra-Large very strong and durable, for intensive cutting operations.

Extra-Large Rounded extremely strong and durable with rounded head, for intensive cutting operations.



E5140-41-42



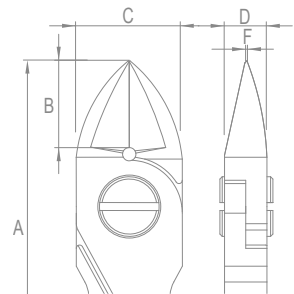
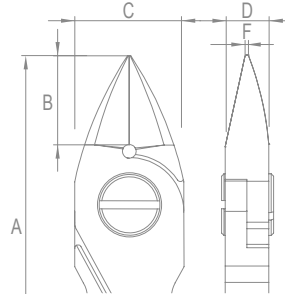
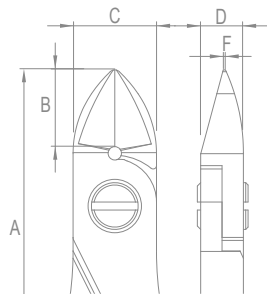
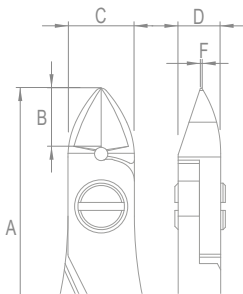
E5150-51-52



E5160-61-62



E5160L-61L-62L



CUTTING CAPACITY

Art. No.	Type	A (mm)	B (mm)	C (mm)	D (mm)	F (mm)	Cutting Edges	CUTTING CAPACITY					
								Soft (mm)	Soft (AWG)	Medium (mm)	Medium (AWG)	Hard (mm)	Hard (AWG)
E5140	Small	125	10	10	6.4	0.5	Semi-Flush	0.2-1.2	32-17	0.1-1.0	38-18	0.03-0.6	48-23
E5141	Small	125	10	10	6.4	0.5	Flush	0.1-1.2	38-17	0.1-1.0	38-18	-	-
E5142	Small	125	10	10	6.4	0.5	Full-Flush	0.1-1.0	38-18	0.1-0.8	38-20	-	-
E5150	Large	125	12.5	12.5	6.4	0.5	Semi-Flush	0.3-1.6	29-14	0.1-1.3	38-16	0.03-0.7	48-21
E5151	Large	125	12.5	12.5	6.4	0.5	Flush	0.2-1.6	32-14	0.1-1.2	38-17	-	-
E5152	Large	125	12.5	12.5	6.4	0.5	Full-Flush	0.2-1.2	32-17	0.1-1.0	38-18	-	-
E5160	Extra Large	130	14	16	6.4	0.5	Semi-Flush	0.4-2.0	26-12	0.3-1.6	29-14	0.05-0.9	44-19
E5161	Extra Large	130	14	16	6.4	0.5	Flush	0.3-1.6	29-14	0.3-1.5	29-15	-	-
E5162	Extra Large	130	14	16	6.4	0.5	Full-Flush	0.3-1.6	29-14	0.3-1.1	29-17	-	-
E5160L	Extra Large Rounded	130	14	16	6.4	0.5	Semi-Flush	0.5-3.0	24-09	0.4-2.5	26-10	0.06-1.1	42-17
E5161L	Extra Large Rounded	130	14	16	6.4	0.5	Flush	0.4-2.5	26-10	0.4-2.3	26-11	-	-
E5162L	Extra Large Rounded	130	14	16	6.4	0.5	Full-Flush	0.4-2.5	26-10	0.4-2.0	26-12	-	-

TECHNICAL DATA SHEET

Tapered Cutters



reddot design award

Small pointed head shape, slim and optimum balance between durability and accessibility.

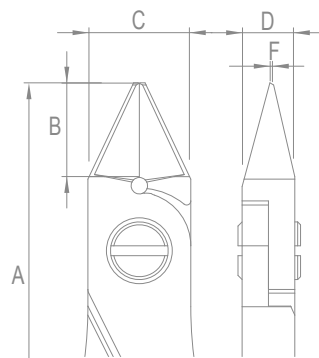
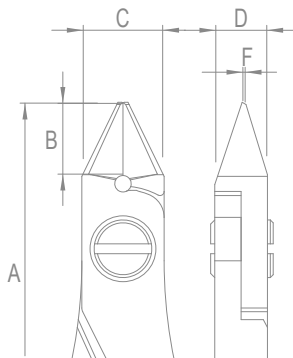
Large robust and versatile, pointed head shape to increase accessibility when limited space.



E5340-41-42



E5350-51-52



CUTTING CAPACITY

Art. No.	Type	A (mm)	B (mm)	C (mm)	D (mm)	F (mm)	Cutting Edges	CUTTING CAPACITY					
								Soft (mm)	Medium (mm)	Hard (mm)	Soft (AWG)	Medium (AWG)	Hard (AWG)
E5340	Small	125	10	10	6.4	0.5	Semi-Flush	0.2-1.2	32-17	0.1-1.0	38-18	0.03-0.6	48-23
E5341	Small	125	10	10	6.4	0.5	Flush	0.1-1.2	38-17	0.1-1.0	38-18	-	-
E5342	Small	125	10	10	6.4	0.5	Full-Flush	0.1-1.0	38-18	0.1-0.8	38-20	-	-
E5350	Large	125	12.5	12.5	6.4	0.5	Semi-Flush	0.3-1.6	29-14	0.1-1.0	38-18	0.03-0.7	48-21
E5351	Large	125	12.5	12.5	6.4	0.5	Flush	0.2-1.6	32-14	0.1-1.2	38-17	-	-
E5352	Large	125	12.5	12.5	6.4	0.5	Full-Flush	0.2-1.2	32-17	0.1-1.0	38-18	-	-

TECHNICAL DATA SHEET

Tapered & Relieved Cutters



reddot design award

Small pointed head shape and deep relief for a very low profile to maximize accessibility when limited space.

Robust and versatile. **Large** pointed head shape to increase accessibility when limited space.

Tapered and Super Relieved Small pointed head shape and deep relief for a very low profile to maximize accessibility when limited space.



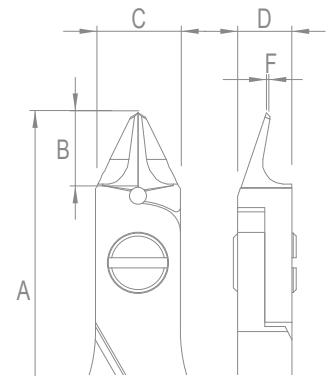
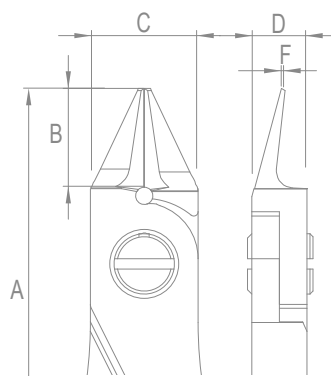
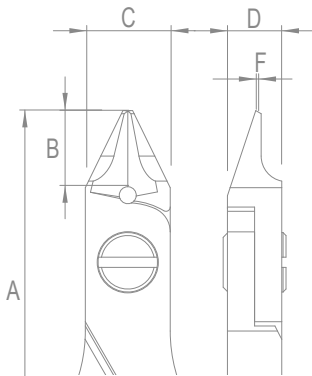
E5540-41-42



E5550-51-52



E5548



CUTTING CAPACITY

Art. No.	Type	A (mm)	B (mm)	C (mm)	D (mm)	F (mm)	Cutting Edges	CUTTING CAPACITY					
								Soft (mm)	Soft (AWG)	Medium (mm)	Medium (AWG)	Hard (mm)	Hard (AWG)
E5540	Small	125	10	10	6.4	0.5	Semi-Flush	0.2-1.2	32-17	0.1-1.0	38-18	-	-
E5541	Small	125	10	10	6.4	0.5	Flush	0.1-1.2	38-17	0.1-0.4	38-26	-	-
E5542	Small	125	10	10	6.4	0.5	Full-Flush	0.1-0.8	38-20	0.1-0.4	38-26	-	-
E5550	Large	125	12.5	12.5	6.4	0.5	Semi-Flush	0.3-1.6	29-14	0.2-1.0	32-18	0.05-0.7	44-21
E5551	Large	125	12.5	12.5	6.4	0.5	Flush	0.2-1.6	32-14	0.1-1.2	38-17	-	-
E5552	Large	125	12.5	12.5	6.4	0.5	Full-Flush	0.2-1.2	32-17	0.1-1.0	38-18	-	-
E5548	Small	125	10	10	6.4	0.5	Full-Flush	0.1-0.8	38-20	0.1-0.4	38-26	-	-

TECHNICAL DATA SHEET


Wire Lead Catcher



reddot design award

Wire Lead Catcher, made of stainless steel AISI 304, for our high precision cutters with 10mm box or 12,5mm box.

Wire Lead Catcher fits Oval, Tapered and Tapered & Relieved cutters only.



Art. No.	Type	Description
WLC100	Small	100 pcs • for cutters with box joint of 10 mm
WLC125	Large	100 pcs • for cutters with box joint of 12.5 mm

[click here to see the plug&play system \(VIDEO\)](#)

TECHNICAL DATA SHEET

Oblique Head Cutters



reddot design award

A. - B. - C. Angulated cutters to maximize accessibility and visibility when limited space.
D. Angulated and robust.



A - Oblique Head Narrow E5245



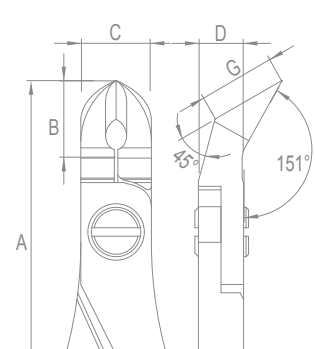
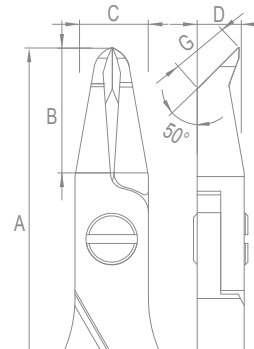
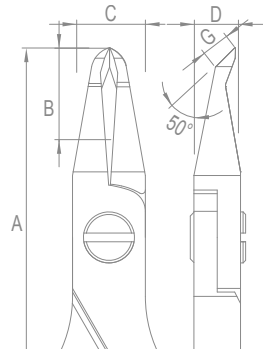
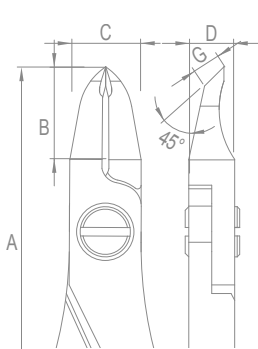
B - Oblique Head Small E5246



C - Oblique Head E5247



D - Oblique Head Large E5250



CUTTING CAPACITY

Art. No.	Type	A (mm)	B (mm)	C (mm)	D (mm)	F (mm)	G (mm)	Cutting Edges	CUTTING CAPACITY					
									Soft (mm)	Medium (mm)	Hard (mm)	Soft (AWG)	Medium (AWG)	Hard (AWG)
E5245	Oblique Head Narrow	130	13	10	6.4	-	4	Full-Flush	0.1-1.2	38-17	0.1-1.0	38-18	-	-
E5246	Oblique Head Small	130	17	10	6.4	-	4	Flush	0.1-1.2	38-17	0.1-0.4	38-26	-	-
E5247	Oblique Head	130	17	10	6.4	-	8	Flush	0.1-1.2	38-17	0.1-0.6	38-23	-	-
E5250	Oblique Head Large	130	14.5	10	6.4	-	11	Flush	0.2-1.2	32-17	0.1-1.0	38-18	-	-

TECHNICAL DATA SHEET

Special Cutters



reddot design award

E. - F. Long, narrow jaws. **G.** Short, narrow jaws. Sharp edges for cutting at the very tip. Deep relief for an exceptionally low profile.

H. Tip cutters for vertical tip cutting.



**E - Micro Tip 15°
E5233**



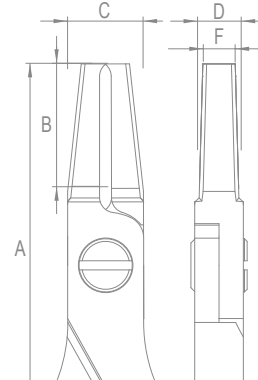
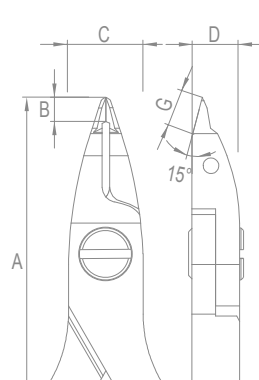
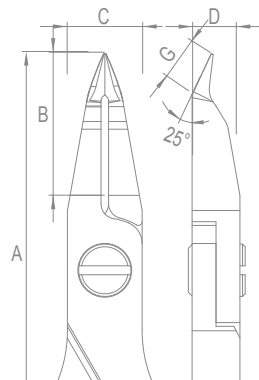
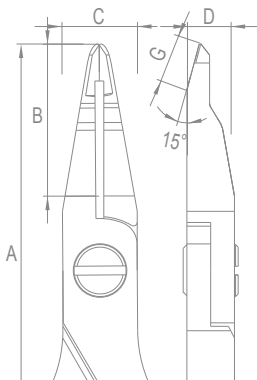
**F - Oblique Micro Tip 25°
E5234**



**G - Oblique Micro Tip 15°
E5235**



**H - Front Cutter
E5291**



CUTTING CAPACITY

Art. No.	Type	A (mm)	B (mm)	C (mm)	D (mm)	E (mm)	F (mm)	G (mm)	Cutting Edges	CUTTING CAPACITY					
										Soft (mm) (AWG)	Medium (mm) (AWG)	Hard (mm) (AWG)	Hard (mm) (AWG)		
E5233	Micro Tip 15°	135	20	10	6.4	-	-	5.2	Full-Flush	0.1-0.8	38-20	0.1-0.6	38-23	-	-
E5234	Oblique Micro Tip 25°	135	20	10	6.4	0.5	-	6	Full-Flush	0.1-0.8	38-20	0.1-0.6	38-23	-	-
E5235	Oblique Micro Tip 15°	135	2.8	10	6.4	-	0.5	5.2	Full-Flush	0.35	27	0.15	34	-	-
E5291	Front Cutter	135	18	10	6.4	4.2	4	-	Flush	0.1-1.2	38-17	0.1-0.8	38-20	-	-

TECHNICAL DATA SHEET

Snipe Nose Pliers



reddot design award

Commonly used in electronic assembly and rework, as well as in fine jewellery

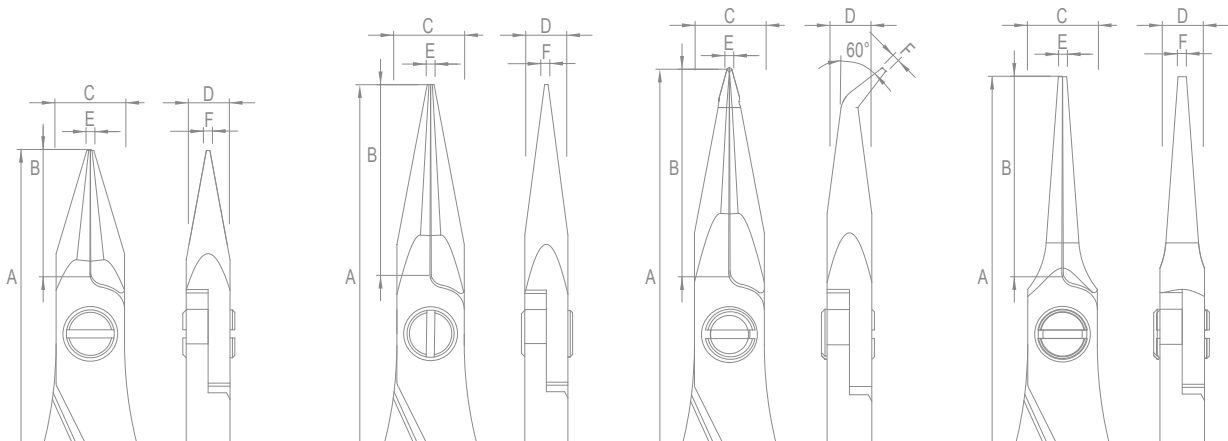


E6021-22

**E6023-24
E6023S-24S**

E6023B

E6025



Art. No.	Type	A (mm)	B (mm)	C (mm)	D (mm)	E (mm)	F (mm)	Jaw Shape
E6021	Snipe Nose	135	20	10	6.4	1	0.5	Smooth
E6022	Snipe Nose	135	20	10	6.4	1	0.5	Serrated
E6023	Snipe Nose Long	145	30	10	6.4	1	0.5	Smooth
E6023S	Snipe Nose Strong	140	28	10	6.4	1.8	1.6	Smooth
E6023B	Bent Nose	145	30	10	6.4	1	0.5	Smooth
E6024	Snipe Nose Long	145	30	10	6.4	1	0.5	Serrated
E6024S	Snipe Nose Strong	140	28	10	6.4	1.8	1.6	Serrated
E6025	Needle Nose	145	30	10	6.4	1.3	1.3	Smooth

TECHNICAL DATA SHEET

Flat & Round Nose Pliers



reddot design award

A. - B. Flat nose pliers feature a very fine tip, smooth or serrated jaws and inner edges.

C. Round nose pliers have jaws formed by two cones. A round nose pliers is generally used both to clamp and to form loops on leads or wire.



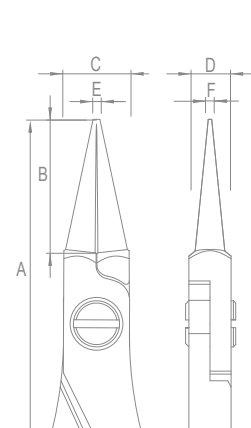
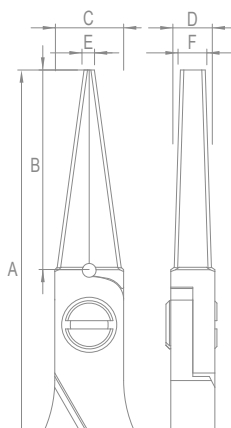
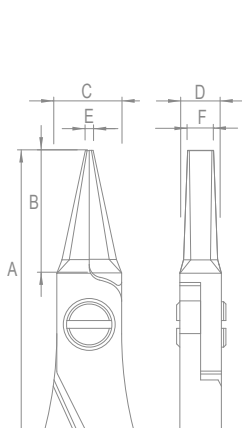
**A - Flat Nose
E6011-12**



**B - Flat Nose long
E6013-14**



**C - Round Nose
E6041**



Art. No.	Type	A (mm)	B (mm)	C (mm)	D (mm)	E (mm)	F (mm)	Jaw Shape
E6011	Flat Nose	135	20	10	6.4	1.2	4.0	Smooth
E6012	Flat Nose	135	20	10	6.4	1.2	4.0	Serrated
E6013	Flat Nose Long	145	30	10	6.4	1.5	3.6	Smooth
E6014	Flat Nose Long	145	30	10	6.4	1.5	3.6	Serrated
E6041	Round Nose	140	24	10	6.4	1.0	0.5	Smooth

Contacts

Mail address

Ideal-tek SA · p.o. box 17
6830 Chiasso · Switzerland

Shipping address

Ideal-tek SA · via Motta 4
6828 Balerna · Switzerland

Phone +41 91 683 32 29

Fax +41 91 683 03 71

E-mail info@ideal-tek.com

Web www.ideal-tek.com



 ideal-tek s.a.

Technology at your fingertips

X-ON Electronics

Largest Supplier of Electrical and Electronic Components

Click to view similar products for [Ideal-Tek](#) manufacturer:

Other Similar products are found below :

[812.01](#) [E5152](#) [BON-102A](#) [4313 SM](#) [5340](#) [35A SA](#) [ST-LED](#) [A242CF](#) [NLP-1](#) [E5234](#) [00.SA.DR](#) [14A.C.DR](#) [15AFW.C](#) [2A.NC](#)
[2AXCPR.SA](#) [3XCF.SA](#) [4.SA.DR](#) [5C.SA.DR](#) [8507](#) [8WNY.SA](#) [AA.SA.DR](#) [ST5-IT-TB](#) [K6PICF](#) [0.SA.0](#) [3C.SA.NE.6](#) [3CPR.SA.1](#)
[AA.SA.DN.6](#) [AM2111](#) [KCFR](#) [56A.SA](#) [PCSA-4](#) [ALCRON](#) [MPTSP5](#) [K5SMD.SA](#) [246CFR.SA](#) [K5HP.SA](#) [5CF.SA](#) [UVO0000100](#) [E5341](#)
[CRBG](#) [A7CP](#) [IT21050](#) [SM108](#) [SM116 SA](#) [248 CF SA](#) [7 SA](#) [E5140](#) [AM4023X](#) [EX2175](#) [361](#) [14AGW.C](#)