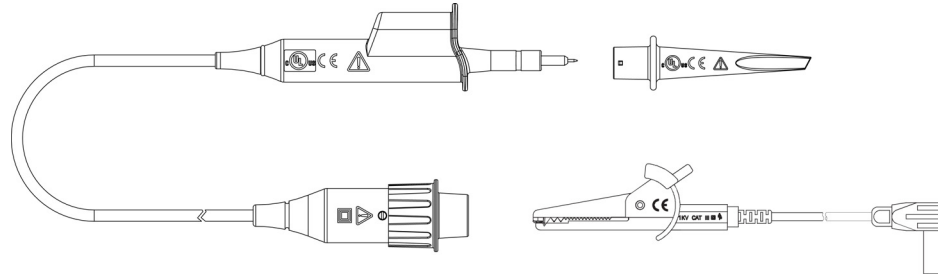


Keysight U1561B Scope Probe 10:1

Operating Instructions

This scope probe is designed for use with Keysight handheld digital oscilloscopes.



Assistance

For technical assistance, contact your nearest Keysight Sales Office or visit the Keysight website at www.keysight.com/find/assist for further information.

Symbols



Refer to instrument user's guide for additional safety information.

**CAT III
1000 V**

Category III 1000 V Overvoltage Protection. Refer to instrument user's guide for additional information.

**CAT IV
600 V**

Category IV 600 V Overvoltage Protection. Refer to instrument user's guide for additional information.



The UL Mark is a registered trademark of Underwriters Laboratories Inc. UL listing mark with the indicators "C" and "US" indicates the product compliance with both Canadian and U.S. requirements.

Ratings

The voltage rating and measurement category rating marked on the probe assembly are the maximum voltage and measurement category for the probe itself. The voltage rating and measurement category of the measuring instrument used with the probes might be lower. Refer to instrument user's guide to ensure that no excessive voltage is applied or measurement in excessive measurement categories is made.

Scope probe 10:1 – CAT III 1000 V

Hook clip for probe tip – CAT III 1000 V, CAT IV 600 V

Ground lead with mini alligator clip – CAT III 1000 V

Operation

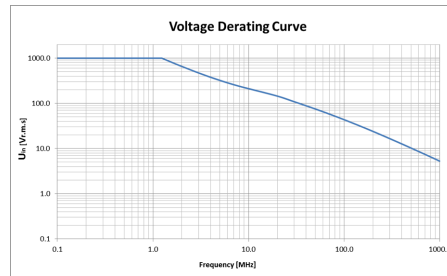
The test probe 10:1 can be used together with any test instrument that has an input impedance of $1\text{ M}\Omega$ and whose input capacity is within the compensation range (see technical details). When

connecting the probe, always connect to the test instrument before picking off the test signal. When disconnecting the probe, first disconnect the probe tip from the test signal. The hook clip has to be pushed into the probe tip. The ground lead has to be plugged into the probe body.

Technical Details

Operating temperature	: 0 °C to 50 °C
Non-operating temperature	: -20 °C to 70 °C
Weight	: 140 g
Dividing ratio	: 10:1
Input capacitance	: 12 pF
Compensation range	: 10 pF ~ 25 pF
Frequency range	: 0 ~ 500 MHz
Rise time	: 1 ns
Lead length	: 1.20 m
Input impedance	: 10 M Ω \pm 1%
Rated voltage when using touch-protected test equipment [a]	: CAT III 1000 V

[a] Frequency-dependent, see derating curve below.



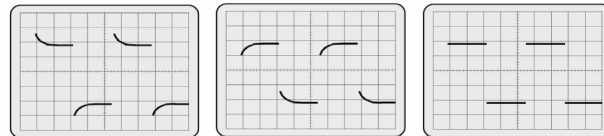
Making a reference connection

The output signal always relates to a reference point. For optimum measuring accuracy, the shield of the test probe should be connected to this reference point by the shortest possible route.

Compensation

For an accurate indication of the measuring signal, it is necessary to adjust the capacity of the probe to the input capacity of the oscilloscope. For this purpose the probe has an adjustment screw in the

handling section. Connect the probe to the oscilloscope and the tip to the reference calibration signal of the oscilloscope. Turn the adjustment screw until the oscilloscope shows an exact square wave.



WARNING

If the scope probe is used in a manner not specified by Keysight Technologies, the protection provided may be impaired. Instrument damage or personal injury may result. If any portion of this probe is worn or damaged, do not use.

Maintenance

If any portion of this probe is worn or damaged, do not use.

This information is subject to change without notice.

© Keysight Technologies 2016

Edition 1, April 15, 2016

Printed in China



U1561-90102

www.keysight.com

X-ON Electronics

Largest Supplier of Electrical and Electronic Components

Click to view similar products for [Keysight manufacturer:](#)

Other Similar products are found below :

[U5404A](#) [U3400A-1CM](#) [U2901A](#) [U1251B](#) [U1213A](#) [E5810B](#) [E3646A](#) [E3640A](#) [DSOX3034T](#) [N3307A](#) [U1170A](#) [U1242B](#) [U1272A](#) [U1452A](#)
[U2921A-100](#) [33612A](#) [34460A](#) [34398A](#) [N6745B](#) [N2744A](#) [N6752A](#) [1CP005A](#) [1CM003A](#) [N6708A](#) [E3631A/0E3/902](#) [N6702C/903](#)
[E3634A/0E3/902](#) [U8002A/0EM/903](#) [E3643A/0EM/903](#) [DAQA194A](#) [N2843A](#) [33511B/903](#) [E3620A/0EM/903](#) [N2779A/903](#)
[34460A/120/903](#) [N4827A](#) [U8001A/0EM/903](#) [33512B/903](#) [E3640A/0E3/902](#) [E3645A/0EM/903](#) [E3649A/0EM/903](#) [DSOX2012A/DSO0000-](#)
[903](#) [E3648A/0E3/902](#) [E3632A/0E3/902](#) [34905A](#) [U1181A](#) [53210A](#) [33509B](#) [U1115A](#) [U1594A](#)