


MCOB076016AV-BP	76 x 16	Blue	OLED Module
Specification			
Version: 1		Date: 16/05/2017	
Revision			

Display Features			Box Quantity	Weight / Display
Resolution	76 x 16			
Appearance	Blue on Black			
Logic Voltage	5V			
Interface	Parallel			
Module Size	55.70 x 32.00 x 11.00			
Operating Temperature	-40°C ~ +80°C	---	---	
Construction	COB	---	---	

* - For full design functionality, please use this specification in conjunction with the MC0010 specification. (Provided Separately)

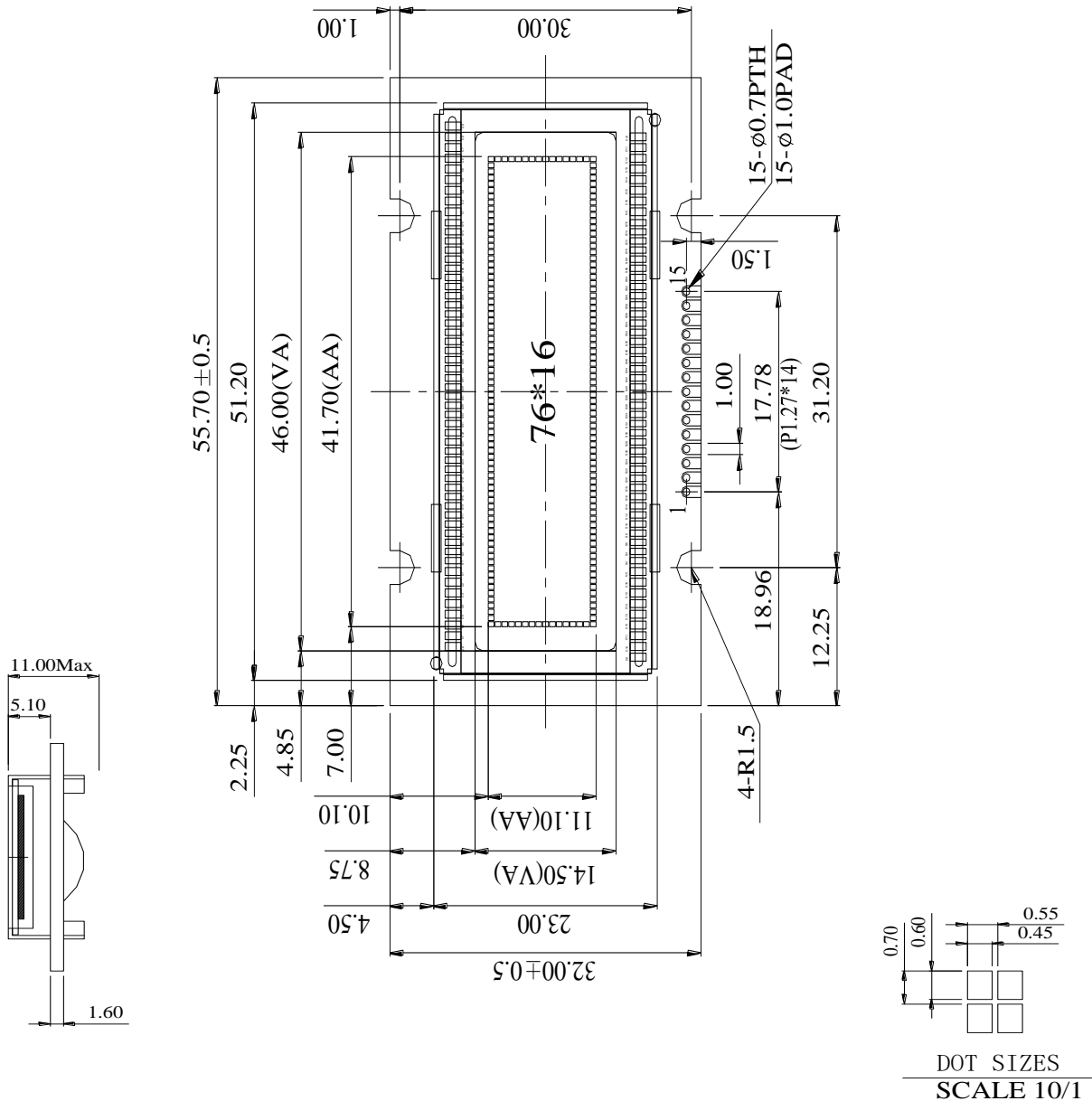
Display Accessories	
Part Number	Description

Optional Variants	
Appearance	Voltage
Yellow on Black	
White on Black	
Red on Black	
Green on Black	

Mechanical Specifications

Module Size	55.70 x 32.00 x 11.00 (With Backlight)				W x H x D mm
Viewing Area	46.00 x 14.50	W x H mm	Hole-to-Hole	31.20 x 30.00	W x H mm
Dot Size	0.45 x 0.60	W x H mm	Dot Pitch	0.55 x 0.70	W x H mm

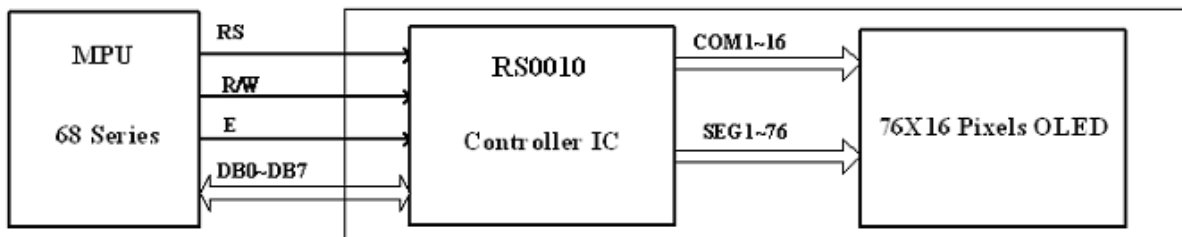
The non-specified tolerance of dimension is ; ± 0.3 mm .



MCOB076016AV-BP	76 x 16	Blue	OLED Module
Specification			
Version: 1		Date: 16/05/2017	
Revision			

Pin layout

Pin	Symbol	Description	Remarks
1	VSS	Ground	
2	VDD	Supply Voltage for Logic	5V
3	NC	No Connection	
4	RS	H: Data L: Instruction Code	H/L
5	R/W	H: Read(MPU-->Module) L: Write(MPU-->Module)	H/L
6	E	Chip Enable Signal	H, H -->L
7	DB0	Data Bus Line	H/L
8	DB1	Data Bus Line	H/L
9	DB2	Data Bus Line	H/L
10	DB3	Data Bus Line	H/L
11	DB4	Data Bus Line	H/L
12	DB5	Data Bus Line	H/L
13	DB6	Data Bus Line	H/L
14	DB7	Data Bus Line	H/L
15	NC	No Connection	



Address Format	DB7	DB6	DB5	DB4	DB3	DB2	DB1	DB0
GXA(Graphic X-axis Address	1	ADD6	ADD5	ADD4	ADD3	ADD2	ADD1	ADD0
GYA(Graphic Y-axis Address	0	1	0	0	0	0	0	CGA0

	1	2	3	4	73	74	75	76
CGA=0	GXA=10000000	GXA=10000000	GXA=10000010	GXA=10000011	GXA=11001000	GXA=11001001	GXA=11001010	GXA=11001011
	GYA=01000001	GYA=01000001	GYA=01000001	GYA=01000011	GYA=01000001	GYA=01000001	GYA=01000001	GYA=01000001
CGA=1	GXA=10000000	GXA=10000001	GXA=10000010	GXA=10000011	GXA=11001000	GXA=11001001	GXA=11001010	GXA=11001011
	GYA=01000001	GYA=01000001	GYA=01000001	GYA=01000011	GYA=01000001	GYA=01000001	GYA=01000001	GYA=01000001

MCOB076016AV-BP	76 x 16	Blue	OLED Module
Specification			
Version: 1		Date: 16/05/2017	
Revision			

Absolute Maximums Ratings					
Item	Symbol	Minimum	Typical	Maximum	Unit
Input Voltage	VI	-0.30	---	VDD	V
Supply Voltage for Logic	V0	-0.30	---	5.30	V
Operating Temperature	Vopr	-40	---	80	°C
Storage Temperature	Vstg	-40	---	80	°C

Electronic Characteristics						
Item	Symbol	Condition	Minimum	Typical	Maximum	Unit
Input High Voltage	VIH	---	0.90	---	VDD	V
Input Low Voltage	VIL	---	GND	---	0.10	V
Output High Voltage	VOH	IOH=-0.5mA	0.80	---	VDD	V
Output Low Voltage	VOL	IOL=0.5mA	GND	---	0.20	V
Supply Voltage for Logic	VDD~VSS	---	3.00	5.00	5.30	V
50% Checkboard Operating Current.	IDD	VDD=5V	32	38	45	mA

OLED Characteristics						
Item	Symbol	Condition	Minimum	Typical	Maximum	Unit
Viewing Angle	(V)θ	---	160	---	---	Deg
	(H)φ	---	160	---	---	Deg
Contrast Ratio	CR	Dark	2000:1	---	---	---
Response Time	T Rise	---	---	10	---	μs
	T Fall	---	---	10	---	μs
Display with 50% Checkboard Brightness			100	120	---	cd/m ²
CIEx(Yellow)		(CIE1931)	0.45	0.47	0.49	---
CIEy(Yellow)		(CIE1931)	0.48	0.50	0.52	---

OLED Life Time			
Item	Conditions	Typical	Remark
Operating Life Time	Ta=25°C. Initial checkboard brightness, 50%.	100,000 Hours	---

MCOB076016AV-BP	76 x 16	Blue	OLED Module
Specification			
Version: 1		Date: 16/05/2017	
Revision			

X-ON Electronics

Largest Supplier of Electrical and Electronic Components

Click to view similar products for [Midas](#) manufacturer:

Other Similar products are found below :

[MCT070LA12W1024600LML](#) [MCT043C0TW480272LML](#) [MCOB21609AV-EWP](#) [MC42004A6W-SPTLY](#) [MC22008B6W-SPR](#)
[MC21609A12W-VNMLG](#) [MC22005A12W-VNMLY](#) [MCT035G12W320240LML](#) [MC21605A6WR-BNMLW-V2](#) [MC21605C6W-FPTLA-V2](#)
[MC21605DA6W-SPTLY-V2](#) [MC21605H6W-BNMLW-V2](#) [MC42005A6W-FPTLW3-V2](#) [MCOT128064QV-WM](#) [MCOT048064A1V-YI](#)
[MCOT128064E1V-BM](#) [MCOT096016C1V-BI](#) [MCT101E0CW1280800LMLIPS](#) [MCT039C12CW480128LML](#) [MCCOG240064F6W-FPTLW](#)
[MC240064GD6W-BNMLW](#) [MCT070Z0W800480LML](#) [MCOT128064EY-YM](#) [MCIB-7](#) [MC21605A6WK-FPTLW-V2](#) [MC21605C6W-](#)
[FPTLW-V2](#) [MC22005A6WK-SPTLY-V2](#) [MC22005A6WR-SPTLY-V2](#) [MC41605A6W-FPTLA-V2](#) [MC42005A6W-BNMLW-V2](#)
[MC128064E6W-FPTLW-V2](#) [MCOT128064U1V-BM](#) [MCT150B0W1024768LML](#) [MCCOG240064D6W-FPTLW](#)
[MCT070Z0TW1W800480LML](#) [MCT050ACA0CW800480LML](#) [MCOT128064BY-WM](#) [MC11605A12W-VNMLB](#)
[MCT052A6W480128LML](#) [MC11605A6WR-SPTLY-V2](#) [MC11606A6W-SPTLY-V2](#) [MC21605AB6W-GPTLY-V2](#) [MC21605G6WR-](#)
[FPTLW-V2](#) [MC24005A6W-BNMLW-V2](#) [MC128064C6W-FPTLW-V2](#) [MC42005A6W-BNMLWI-V2](#) [MCOB21605GX-EGP](#)
[MCOT128064UA1V-WM](#) [MCOT256064A1A-BM](#) [MCOT22005A1V-EYM](#)