

SL7 and SL4 signal towers

# Product Range Catalog

Clearly brighter, louder und faster



**EATON**

*Powering Business Worldwide*



# Eaton Online Catalog – find product details quickly and efficiently!

You can find comprehensive up-to-date product information at <http://de.ecat.moeller.net>

## Lookup

You can search by keywords, product names, article numbers, technical data: The search understands everything and takes you straight to the product you're looking for.

## Graphical navigation

Graphical representation of the fields of application and product groups.

## Selection aids

Tailored to the typical expert's approach, this search aid helps you quickly find the product you need.

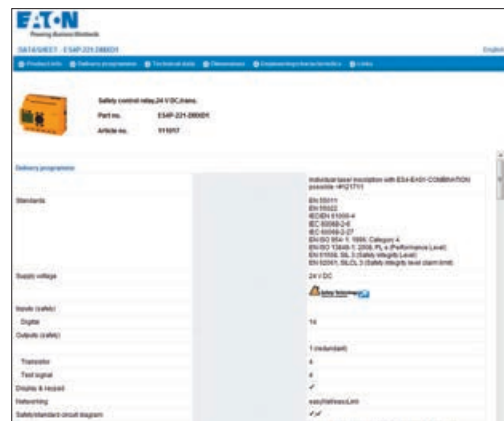
## Data sheets

For every article the catalog can generate a technical data sheet, which you can convert to a PDF file for printing or saving with a single click.

## Parts lists

From your search results you can create a parts list that you can then send to your Eaton sales partner as a query.

You can find comprehensive up-to-date information about Eaton's automation products and switchgear in our Online Catalog.



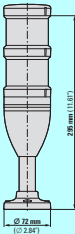
HTML data sheet; can be saved as PDF file.

Item	Qty	Photo	Article No.	Part no.	Short Text
1	1		111017	534P-221-DM02	Safety control relay 24 V DC 3-line
2	1		229758	FAK-COMBINATION	Complete unit
3	1		284821	M225-02LM GR X1100	Double act. alum. stat. off-button ext.
4	1		290090	CL 815-01 (110V/20A, 120V/20A)	Contactor 7.5kW/400V AC-operated
5	1		138516	PK250X10-65	PK250 = trip block Standard 6-65A

Parts list, e.g. for queries to Eaton Sales.

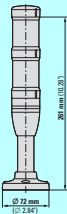


**Signal towers SL7**



<b>System overview</b>	<b>6</b>
<b>Ordering</b>	<b>8</b>
Complete devices	8
Customised complete unit	8
Card with LED	8
Continuous light	8
Flashing light	9
Strobe light	10
Card with high-output LED	11
Continuous light	11
Flashing light	11
Strobe light	11
Card for filament lamp	11
Continuous light	11
Acoustic modules	12
Basic modules	13
Mounting brackets	14
Including mounting bracket M20 cable gland	14
Tool for replacing filament lamp	14
Filament bulbs	14
<b>Technical data</b>	<b>15</b>
<b>Dimensions</b>	<b>17</b>
Complete devices	17
Light modules	17
Acoustic modules	17
Basic modules	18
Base module for connecting to SmartWire-DT®	20
Accessories	20

**Signal towers SL4**



<b>System overview</b>	<b>22</b>
<b>Ordering</b>	<b>24</b>
Complete devices	24
Customised complete unit	24
Card with LED	24
Continuous light	24
Flashing light	25
Strobe light	26
Multistrobe light	26
Card for filament lamp	27
Continuous light	27
Acoustic modules	27
Basic modules	28
Mounting brackets	29
Including mounting bracket M20 cable gland	29
Tool for replacing filament lamp	29
Filament bulbs	29
<b>Technical data</b>	<b>30</b>
<b>Dimensions</b>	<b>32</b>
Complete devices	32
Light modules	32
Acoustic modules	32
Basic modules	33
Base module for connecting to SmartWire-DT®	35
Accessories	35



# Energizing a world that demands more.

## Discover today's Eaton.

### Powering business worldwide


As a global diversified power management company, we help customers worldwide manage the power needed for buildings, aircraft, trucks, cars, machinery and businesses.

Eaton's innovative technologies help customers manage electrical, hydraulic and mechanical power more reliably, efficiently, safely and sustainably.

The Eaton logo consists of the word "EATON" in a bold, blue, sans-serif font. The letter "O" is stylized with a white dot in the center.

*Powering Business Worldwide*





## We deliver:

- **Electrical solutions** that use less energy, improve power reliability and make the places we live and work safer and more comfortable
- **Hydraulic and electrical solutions** that enable machines to deliver more productivity without wasting power
- **Aerospace solutions** that make aircraft lighter, safer and less costly to operate, and help airports operate more efficiently
- **Vehicle drivetrain and powertrain solutions** that deliver more power to cars, trucks and buses, while reducing fuel consumption and emissions

We provide integrated solutions that help make energy, in all its forms, more practical and accessible.

With 2012 sales of \$16.3 billion, Eaton has approximately 103,000 employees around the world and sells products in more than 175 countries.



## Eaton's electrical business

### Eaton is a global leader with expertise in:

- Power distribution and circuit protection
- Backup power protection
- Solutions for harsh and hazardous environments
- Lighting and security
- Structural solutions and wiring devices
- Control and automation
- Engineering services

Eaton is positioned through its global solutions to answer today's most critical electrical power management challenges. With 100 years of electrical experience behind us, we're energized by the challenge of powering up a world that demands twice as much energy as today. We're anticipating needs, engineering products, and creating solutions to energize our markets today and in the future.

We are dedicated to ensuring that reliable, efficient and safe power is available when it's needed most.

[www.eaton.eu](http://www.eaton.eu)

# Clearly Eaton!

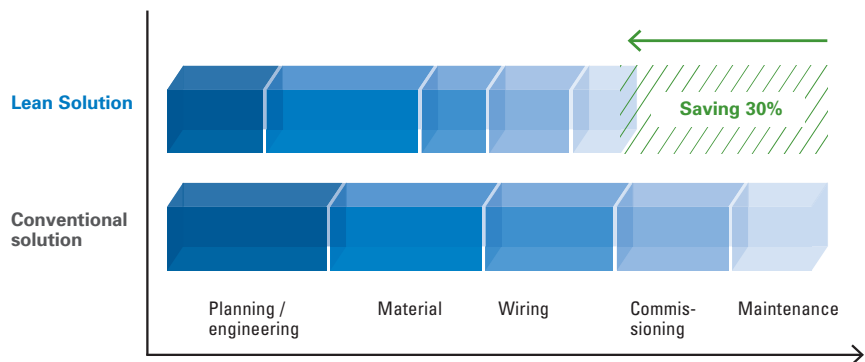
Eaton has the entire machine in view – from the control panel to the peripherals. Its optimized signal towers can now guarantee even better control over all key processes and with it increased availability for your machines.



# Clearly MORE EFFICIENT!

An essential part of Eaton's Lean Solution approach, SmartWire-DT is a technology designed to reduce electrical engineering costs for machines by up to 30%. Signal towers are an important component of this technology, since the advance warning function provides information that help the operator avoid potential standstills and increase availability. Potential failures are not just detected in advance by intelligent switchgear, but in fact are also signaled by signal towers with SmartWire-DT.

Example: Savings in every step of the life cycle



# Clearly LOVELIER!

An engaging design with smooth curves enhances the appeal of our new signal towers and, together with the control and signal units in the RMQ-Titan range of products, creates a standardized look for machines and systems.





# Clearly LOUDER!

Acoustic modules with up to 8 selectable signals, as well as adjustable volume levels (up to 100 dB), make it possible to adapt perfectly to any environment.

# Clearly BRIGHTER!



Signal towers indicate machine states by means of visual and acoustic signals. Accordingly, they must be easy to see from a distance, and the information they provide must be clear from the get-go. Orange has been added to the colors shown in order to comply with international standards. More importantly, Eaton has improved its signal towers exactly where it counts. High-performance LEDs provide a level of brightness that will be reliably seen even under extremely adverse conditions. Benefit from better attention-getting power, stronger brightness and higher volumes as well as multiple tone variants to identify faults unambiguously or even help prevent them from occurring at all.

# Clearly MORE COMPACT!



Eaton signal towers have been designed with flexibility in mind so that they can be used regardless of adverse installation conditions, such as the lack of ceiling clearance and situations that require different signals on the right or left-hand side. Both signal tower sizes can also be installed vertically with up to 5 elements per side.

# Clearly MORE FLEXIBLE!



Our new signal towers can be flexibly installed in any of 9 different ways. In addition to the option of mounting them on the side, there are various options for mounting the cup-shaped base directly, as well as a variety of tube mounting options. In addition, tubes with lengths of 100, 250, and 400 mm make mounting even more flexible.

# Clearly STURDIER!

With a high IP66 degree of protection, our signal towers provide perfect protection even against water jets from all directions. These signal towers are meant for worldwide use. Type approvals and certifications for Europe and North American have already been obtained, and ship classifications and CCC are currently pending.

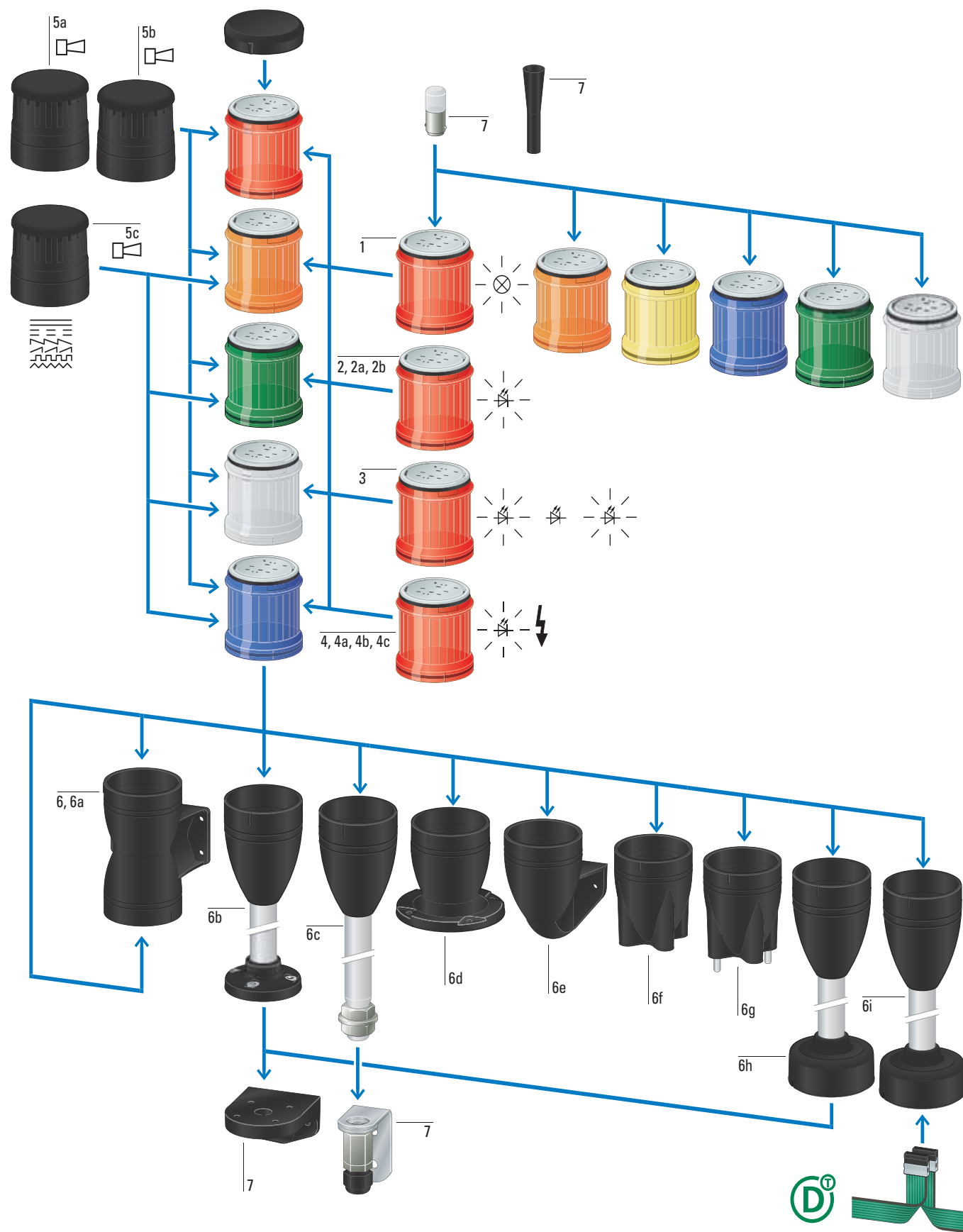


Mounting and dismantling of protruding signal towers can be a major effort, particularly when transporting machines. The new rapid-mount system speeds up that process by up to 50%.

The transportation cover protects cables and terminals.

# 6 Signal towers SL7






## System overview





<b>Card for filament lamp, continuous light</b>	1	<b>Card with LED</b>	4a	<b>Base module</b>	6
Without light element (filament lamp with BA15d socket)		with LED		Easy mounting with bayonet mount	
Easy mounting with bayonet mount		Flashing frequency 1.4 Hz		Degree of protection IP66	
Modules can be arranged in any order		→ page 10		Including cover plate	
Degree of protection IP66		<b>Card with high-output LED</b>	4b	With spring-cage terminals	
Max. 2 x 5 modules that can be actuated individually (two with base module SL7-CB-D only)		with High Performance LED		<b>Base for mounting on both sides</b>	6a
Operating mode: 100 % DF (duty factor)		Flashing frequency 1.4 Hz		→ page 14	
→ page 11		→ page 11		<b>Base with aluminium tube and plastic foot</b>	6b
<b>Card with LED, continuous light</b>	2	<b>Card with high-output LED</b>	4c	Aluminium tube 100 mm, 250 mm or 400 mm	
Easy mounting with bayonet mount		with High Performance LED with various strobe sequences		→ page 13	
Modules can be arranged in any order		Flashing frequency 1 - 2.6 Hz		<b>Base with aluminum tube and banjo bolt</b>	6c
Degree of protection IP66		→ page 11		Aluminium tube 100 mm, 250 mm or 400 mm	
Max. 2 x 5 modules that can be actuated individually (two with base module SL7-CB-D only)		<b>Acoustic module</b>	5	→ page 13	
Operating mode: 100 % DF (duty factor)		Easy mounting with bayonet mount		<b>Base with external fixing holes</b>	6 d
→ page 11		Set up as topmost module		→ page 13	
<b>Card with LED</b>	2a	Max. 2 x 1 modules that can be actuated separately (two with base module SL7-CB-D only)		<b>One-sided base with bracket</b>	6e
with LED		Permanently integrated cover plate		→ page 14	
→ page 8		Degree of protection IP66		<b>Base with internal (on the inside) fixing holes</b>	6f
<b>Card with high-output LED</b>	2b	Operating mode: 100 % DF (duty factor)		→ page 13	
with High Performance LED		sound pressure 100 db, adjustable with internal potentiometer		<b>Base with built-in (pre-assembled) fixing screws</b>	6g
→ page 11		<b>Acoustic module</b>	5a	→ page 13	
<b>Card with LED, flashing light</b>	3	Continuous tone or pulsed tone, adjustable with internal dip switches		<b>Base with base adapter for slipping onto place (rapid mounting and wiring system)</b>	6h
with LED		Frequency: 2800 Hz		Aluminium tube 100 mm, 250 mm or 400 mm	
Easy mounting with bayonet mount		→ page 12		→ page 13	
Modules can be arranged in any order		<b>Acoustic module</b>	5b	<b>Base with base adapter for slipping onto place (rapid mounting and wiring system) and SmartWire-DT connection</b>	6i
Degree of protection IP66		Multi-tone (8 tones) adjustable with internal dip switch		Aluminium tube 100 mm	
Max. 2 x 5 modules that can be actuated individually (two with base module SL7-CB-D only)		Frequency 500 - 2700 Hz		→ page 13	
Operating mode: 100 % DF (duty factor)		→ page 12		<b>Base with base adapter for slipping onto place (rapid mounting and wiring system) and SmartWire-DT connection</b>	6i
Flashing frequency 2 Hz		<b>Acoustic module</b>	5c	Aluminium tube 100 mm	
→ page 9		Continuous tone or pulsed tone; can be actuated externally; takes up 2 inputs (2 modules)		→ page 13	
<b>Card with LED, strobe light</b>	4	Frequency: 2800 Hz		<b>Accessory Considerations</b>	7
Easy mounting with bayonet mount		→ page 12		Mounting brackets	
Modules can be arranged in any order		<b>Acoustic module</b>	5c	Including mounting bracket M20 cable gland	
Degree of protection IP66		Continuous tone or pulsed tone; can be actuated externally; takes up 2 inputs (2 modules)		Tool for replacing filament lamp	
Max. 2 x 5 modules that can be actuated individually (two with base module SL7-CB-D only)		Frequency: 2800 Hz		Filament lamp	
Operating mode: 100 % DF (duty factor)		→ page 12		→ page 14	

Ordering

	Rated operational voltage $U_e$ V	Number of modules	Colour	Function	Part no. Article no.	Price see price list	Std. pack
<b>Complete devices</b>							
	24 V AC/DC	2			<b>SL7-100-L-RG-24LED</b> 171424		1 off 
		3			<b>SL7-100-L-RYG-24LED</b> 171425		
<b>Customised complete unit</b>							
Order on request, * = Freely selectable customer identification or stock no., Maximum 10 characters					<b>SL7-COMBINATION-*</b> 171386		1 off

	Rated operational voltage $U_e$ V	Colour	Function	Part no. Article no.	Price see price list	Std. pack
<b>Card with LED</b>						
	24 V AC/DC			<b>SL7-L24-B</b> 171461		1 off 
				<b>SL7-L24-G</b> 171462		
				<b>SL7-L24-R</b> 171463		
				<b>SL7-L24-W</b> 171464		
				<b>SL7-L24-Y</b> 171465		
				<b>SL7-L24-A</b> 171466		
	110/120 V AC			<b>SL7-L120-B</b> 171467		
				<b>SL7-L120-G</b> 171468		
				<b>SL7-L120-R</b> 171469		
				<b>SL7-L120-W</b> 171470		
				<b>SL7-L120-Y</b> 171471		
				<b>SL7-L120-A</b> 171472		
	230/240 V AC			<b>SL7-L230-B</b> 171473		
				<b>SL7-L230-G</b> 171474		
				<b>SL7-L230-R</b> 171475		
				<b>SL7-L230-W</b> 171476		
				<b>SL7-L230-Y</b> 171477		
				<b>SL7-L230-A</b> 171426		

Notes







Information relevant for export to North America 

Product Standards IEC/EN 60947-5-1; UL 508; CSA-C22.2 No. 14-10; CSA-C22.2 No. 94-91; CE marking  
 UL File No. E29184  
 UL CCN NKCR

CSA File No.  
 CSA Class No.  
 NA Certification  
 Degree of Protection

UL report applies to both US and Canada NKCR7  
 UL listed, certified by UL for use in Canada  
 UL Type 4, 4X, 13



	Rated operational voltage $U_e$ V	Colour	Function	Part no. Article no.	Price see price list	Std. pack
<b>Card with LED</b>						
 <p>Flashing light IP66 2 Hz</p>	24 V AC/DC		  	<b>SL7-BL24-B</b> 171439		1 off  
				<b>SL7-BL24-G</b> 171440		
				<b>SL7-BL24-R</b> 171441		
				<b>SL7-BL24-W</b> 171442		
				<b>SL7-BL24-Y</b> 171388		
				<b>SL7-BL24-A</b> 171389		
	110/120 V AC		<b>SL7-BL120-B</b> 171390			
			<b>SL7-BL120-G</b> 171391			
			<b>SL7-BL120-R</b> 171392			
			<b>SL7-BL120-W</b> 171393			
			<b>SL7-BL120-Y</b> 171394			
			<b>SL7-BL120-A</b> 171395			
	230/240 V AC		<b>SL7-BL230-B</b> 171396			
			<b>SL7-BL230-G</b> 171397			
			<b>SL7-BL230-R</b> 171398			
			<b>SL7-BL230-W</b> 171399			
			<b>SL7-BL230-Y</b> 171400			
			<b>SL7-BL230-A</b> 171401			

Notes

Information relevant for export to North America



Product Standards	IEC/EN 60947-5-1; UL 508; CSA-C22.2 No. 14-10; CSA-C22.2 No. 94-91; CE marking
UL File No.	E29184
UL CCN	NKCR
CSA File No.	UL report applies to both US and Canada
CSA Class No.	NKCR7
NA Certification	UL listed, certified by UL for use in Canada
Degree of Protection	UL Type 4, 4X, 13



































	Rated operational voltage $U_e$ V	Colour	Function	Part no. Article no.	Price see price list	Std. pack
<b>Card with LED</b>						
 <p>Strobe light IP66 1.4 Hz</p>	24 V AC/DC			<b>SL7-FL24-B</b> 171402		1 off  
				<b>SL7-FL24-G</b> 171403		
				<b>SL7-FL24-R</b> 171404		
				<b>SL7-FL24-W</b> 171405		
				<b>SL7-FL24-Y</b> 171406		
				<b>SL7-FL24-A</b> 171407		
	110/120 V AC			<b>SL7-FL120-B</b> 171408		
				<b>SL7-FL120-G</b> 171409		
				<b>SL7-FL120-R</b> 171410		
				<b>SL7-FL120-W</b> 171411		
				<b>SL7-FL120-Y</b> 171412		
				<b>SL7-FL120-A</b> 171413		
	230/240 V AC			<b>SL7-FL230-B</b> 171414		
				<b>SL7-FL230-G</b> 171415		
				<b>SL7-FL230-R</b> 171416		
				<b>SL7-FL230-W</b> 171417		
				<b>SL7-FL230-Y</b> 171418		
				<b>SL7-FL230-A</b> 171419		

Notes

Information relevant for export to North America





Product Standards	IEC/EN 60947-5-1; UL 508; CSA-C22.2 No. 14-10; CSA-C22.2 No. 94-91; CE marking
UL File No.	E29184
UL CCN	NKCR
CSA File No.	UL report applies to both US and Canada
CSA Class No.	NKCR7
NA Certification	UL listed, certified by UL for use in Canada
Degree of Protection	UL Type 4, 4X, 13

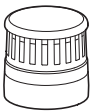














		Rated operational voltage $U_e$ V	Colour	Function	Part no. Article no.	Price see price list	Std. pack
<b>Card with high-output LED</b>							
	Continuous light IP66 High-performance LED for maximum signaling effect High Performance LED	24 V AC/DC			<b>SL7-L24-B-HP</b> 171427		1 off  
					<b>SL7-L24-G-HP</b> 171428		
					<b>SL7-L24-R-HP</b> 171429		
					<b>SL7-L24-W-HP</b> 171430		
					<b>SL7-L24-Y-HP</b> 171431		
					<b>SL7-L24-A-HP</b> 171432		
	Strobe light IP66 High-performance LED for maximum signaling effect High Performance LED 1.4 Hz	24 V AC/DC			<b>SL7-FL24-B-HP</b> 171420		
					<b>SL7-FL24-G-HP</b> 171421		
					<b>SL7-FL24-R-HP</b> 171422		
					<b>SL7-FL24-W-HP</b> 171423		
					<b>SL7-FL24-Y-HP</b> 171273		
					<b>SL7-FL24-A-HP</b> 171274		
	Multistrobe light IP66 High-performance LED for maximum signaling effect High Performance LED 1 - 2.6 Hz	24 V AC/DC			<b>SL7-FL24-B-HPM</b> 171275		
					<b>SL7-FL24-G-HPM</b> 171276		
					<b>SL7-FL24-R-HPM</b> 171277		
					<b>SL7-FL24-W-HPM</b> 171278		
					<b>SL7-FL24-Y-HPM</b> 171279		
					<b>SL7-FL24-A-HPM</b> 171280		
<b>Card for filament lamp</b>							
	Continuous light IP66 without light elements Filament lamp max. 7 W Filament bulbs → page 14	< 250 V AC/DC			<b>SL7-L-B</b> 171433		1 off  
					<b>SL7-L-G</b> 171434		
					<b>SL7-L-R</b> 171435		
					<b>SL7-L-W</b> 171436		
					<b>SL7-L-Y</b> 171437		
					<b>SL7-L-A</b> 171438		

Notes

Information relevant for export to North America

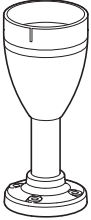


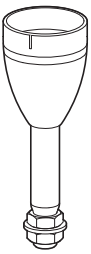



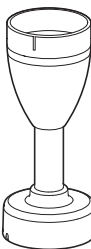

 	
Product Standards	IEC/EN 60947-5-1; UL 508; CSA-C22.2 No. 14-10; CSA-C22.2 No. 94-91; CE marking
UL File No.	E29184
UL CCN	NKCR
CSA File No.	UL report applies to both US and Canada
CSA Class No.	NKCR7
NA Certification	UL listed, certified by UL for use in Canada
Degree of Protection	UL Type 4, 4X, 13



	Rated operational voltage $U_e$ V	Rated operational current $I_e$ mA	Colour	Function	Sound type	Part no. Article no.	Price see price list	Std. pack
<b>Acoustic modules</b>								
Continuous tone or pulsed tone, adjustable with internal dip switches. Sound pressure 100 db, adjustable with internal potentiometer. $f = 2800$ Hz Place only at the highest position on a pole IP66								
	24 V AC/DC	max. 92	■			SL7-AP24 171281		1 off  
	110/120 V AC	max. 41	■			SL7-AP120 171282		
	230/240 V AC	max. 43	■			SL7-AP230 171283		
Continuous tone or pulsed tone, external actuation. Assigned two inputs (2 modules). Sound pressure 100 db, adjustable with internal potentiometer. $f = 2800$ Hz Place only at the highest position on a pole IP66								
	24 V AC/DC	max. 92	■			SL7-AP24-E 171284		1 off  
	110/120 V AC	max. 41	■			SL7-AP120-E 171285		
	230/240 V AC	max. 43	■			SL7-AP230-E 171286		
Multi-tone; 8 tones, adjustable with internal dip switch. Sound pressure 100 db, adjustable with internal potentiometer. $f = 500 - 2700$ Hz Place only at the highest position on a pole IP66								
	24 V AC/DC	max. 115	■			SL7-AP24-M 171287		1 off  
	110/120 V AC	max. 45	■			SL7-AP120-M 171288		
	230/240 V AC	max. 43	■			SL7-AP230-M 171289		



**Notes****Information relevant for export to North America**







Product Standards	IEC/EN 60947-5-1; UL 508; CSA-C22.2 No. 14-10; CSA-C22.2 No. 94-91; CE marking
UL File No.	E29184
UL CCN	NKCR
CSA File No.	UL report applies to both US and Canada
CSA Class No.	NKCR7
NA Certification	UL listed, certified by UL for use in Canada
Degree of Protection	UL Type 4, 4X, 13

	Tube length	Colour	For use with	Part no. Article no.	Price see price list	Std. pack
<b>Basic modules</b>						
for horizontal mounting including cover max. 5 modules						
	Base with aluminium tube and plastic foot Spring-loaded terminals	100 mm	black Aluminum color tube	SL7-L-... SL7-BL-... SL7-FL-... SL7-AP-...	<b>SL7-CB-100</b> 171443	1 off  
		250 mm		<b>SL7-CB-250</b> 171444		
		400 mm		<b>SL7-CB-400</b> 171445		
	Base with aluminum tube and banjo bolt Spring-loaded terminals	100 mm		<b>SL7-CB-T-100</b> 171452		
		250 mm		<b>SL7-CB-T-250</b> 171453		
		400 mm		<b>SL7-CB-T-400</b> 171454		
	Base with internal (on the inside) fixing holes Spring-loaded terminals	-	black	<b>SL7-CB-IMH<sup>1)</sup></b> 171447		
	Base with built-in (pre-assembled) fixing screws Spring-loaded terminals	-		<b>SL7-CB-IMS</b> 171448		
	Base with external fixing holes Spring-loaded terminals	-		<b>SL7-CB-EMH</b> 171449		
	Base with base adapter for slipping onto place (rapid mounting and wiring system) Screw terminals	100 mm	black Aluminum color tube	<b>SL7-FMS-100</b> 171456		
		250 mm		<b>SL7-FMS-250</b> 171457		
		400 mm		<b>SL7-FMS-400</b> 171458		
	Base with base adapter for slipping onto place (rapid mounting and wiring system) Blade terminal SWD4-8MF2 max. 0.3 A per module External power supply connectable (24 V DC) Configurable with SWD-Assist (planning and ordering help)	100 mm		<b>SL7-SWD<sup>2)</sup></b> 171459		

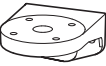


Notes




Information relevant for export to North America


 	Product Standards	IEC/EN 60947-5-1; UL 508; CSA-C22.2 No. 14-10; CSA-C22.2 No. 94-91; CE marking	<sup>1)</sup> Product Standards	IEC/EN 60947-5-1; UL 508; CSA-C22.2 No. 14-10; CSA-C22.2 No. 94-91; CE marking	<sup>2)</sup> Product Standards	IEC/EN 60947-5-1; UL 508; CSA-C22.2 No. 14-10; CSA-C22.2 No. 94-91; CE marking
	UL File No.	E29184		UL File No.	E29184	
	UL CCN	NKCR		UL CCN	NKCR	NA Certification
	CSA File No.	UL report applies to both US and Canada		CSA File No.	UL report applies to both US and Canada	Degree of Protection
	CSA Class No.	NKCR7		CSA Class No.	NKCR7	
	NA Certification	UL listed, certified by UL for use in Canada		NA Certification	UL listed, certified by UL for use in Canada	
	Degree of Protection	UL Type 4, 4X, 13		Degree of Protection	UL Type 1	


	Colour	For use with	Part no. Article no.	Price see price list	Std. pack
<b>Basic modules</b>					
for vertical mounting, including cover, max. 5 modules					
	One-sided base with bracket Spring-loaded terminals	black	SL7-L-... SL7-BL-... SL7-FL-... SL7-AP-...	<b>SL7-CB-FW</b> 171450	1 off  
for vertical mounting on both sides, including cover, max. 2 x 5 modules					
	Base with external fixing holes Spring-loaded terminals	black	SL7-L-... SL7-BL-... SL7-FL-... SL7-AP-...	<b>SL7-CB-D</b> 171451	1 off  



lifespan	Rated operational voltage	Power	For use with	Part no. Article no.	Price see price list	Std. pack
h	U <sub>e</sub> V					

<b>Mounting brackets</b>						
for vertical mounting, Plastic						
	-	-	SL4-PIB-... SL7-CB-...	<b>SL7/4-FW</b> 171446		1 off  

<b>Including mounting bracket M20 cable gland</b>						
for vertical mounting, Metal						
	-	-	SL4-PIB-T-... SL7-CB-T-...	<b>SL7/4-FW-T</b> 171455		1 off  

<b>Tool for replacing filament lamp</b>						
	-	-	-	<b>SL7/4-BET</b> 171294		1 off

<b>Filament bulbs</b>						
Mounting: Ba15d						
	> 3000	12 V	5 W	SL7-L-...	<b>SL7-L12</b> 171290	1 off
		24 V	6.5 W		<b>SL7-L24</b> 171291	
		120 V	7 W		<b>SL7-L120</b> 171292	
		230 V	6.5 W		<b>SL7-L230</b> 171293	

Notes	Information relevant for export to North America	
	 	
	Product Standards	IEC/EN 60947-5-1; UL 508; CSA-C22.2 No. 14-10; CSA-C22.2 No. 94-91; CE marking
	UL File No.	E29184
	UL CCN	NKCR
	CSA File No.	UL report applies to both US and Canada
	CSA Class No.	NKCR7
	NA Certification	UL listed, certified by UL for use in Canada
	Degree of Protection	UL Type 4, 4X, 13



## Technical data

				SL7-...
<b>General</b>				
Standards				IEC/EN 60947-5-1
Climatic proofing				Damp heat, constant, to IEC 60068-2-78 Damp heat, cyclic, to IEC 60069-2-30
Mounting position				As required
Mechanical shock resistance		g		> 15 according to IEC 60068-2-27 Shock duration 11 ms Sinusoidal
IEC degree of protection				IP66 IEC/EN 60529
Protection type UL				Type 4, 4X, 13
Material				Enclosure: Polycarbonate (PC), black Cap: Polycarbonate (PC)
Cap colour				blue, green, red, clear, yellow, orange
Ambient temperature		°C		-30 - +60
Number of signal elements				Max. 5 with standard base Max. 10 with base for mounting on both sides
Terminal capacity				
Solid or flexible conductor		mm <sup>2</sup>		0.13 - 2.5
Flexible with ferrule with plastic collar		mm <sup>2</sup>		0.25 - 1.5
				AWG 24 - AWG 14
<b>Contacts</b>				
Rated impulse withstand voltage		$U_{imp}$	V AC	4000
Rated insulation voltage		$U_i$	V	250
Oversvoltage category/pollution degree				III/3

			SL7-L-...-...	SL7-BL-...-...	SL7-FL-...-...	SL7-L24-...-HP	SL7-FL24-...-HP	SL7-FL24-...-HPM	SL7-L-...
<b>Module</b>									
Type of light			Continuous light	Flashing light	Strobe light	Continuous light	Strobe light	Multistrobe light	Continuous light
Light elements			LED			High Performance LED			Filament lamp max. 7 W
Mounting			-	-	-	-	-	-	Ba15d
Flashing/strobe frequency			-	2 Hz	1.4 Hz	-	1.4 Hz	1 - 2.6 Hz	-
Transmission angle			360°						
Leakage current	A		< 0.003						
<b>Current-/power consumption</b>									
24 V AC/DC	A		0.049 - 0.054	0.058	0.130 - 0.135	0.170 - 0.200	0.260 - 0.265	0.260 - 0.265	-
110/120 V AC	A		0.028 - 0.031	0.028 - 0.030	0.010	-	-	-	-
230/240V AC	A		0.027 - 0.028	0.030 - 0.031	0.010	-	-	-	-
Power consumption			-	-	-	-	-	-	Max. 7 W with the specified voltages
Voltage levels			24 V AC/DC ± 10 % 110/120 V AC ± 10 % 230/240 V AC ± 10 %			18-30 V DC/18-26 V AC			up to 250 V AC/DC
lifespan	h		> 100000			> 50000			> 3000
Weight	g		80						

			SL7-AP...	SL7-AP...-E	SL7-AP...-M
<b>Acoustic modules</b>					
Type of tone			Continuous or pulsed tone	Continuous or pulsed tone	Continuous or pulsed tone 8 types of sound
Types of sound			2 versions, table of sound types	2 versions, table of sound types	8 versions, table of sound types
Sound setting			Internal; 1 pole DIP	can be externally actuated	Internal; 3 pole DIP
Sound pressure		dB	100	100	100
Sound pressure level adjustment			Built-in, potentiometer	Built-in, potentiometer	Built-in, potentiometer
Sound pressure can be lowered to a minimum of			88 dB	88 dB	88 dB
Transmission angle			360°	360°	360°
Current-/power consumption					
24 V AC/DC		A	0.092	0.092	0.115
110 /120 V AC		A	0.041	0.041	0.045
230 /240V AC		A	0.043	0.043	0.043
Voltage levels					
			24 V AC/DC ± 10 % 110/120 V AC ± 10 % 230/240 V AC ± 10 %	24 V AC/DC ± 10 % 110/120 V AC ± 10 % 230/240 V AC ± 10 %	24 V AC/DC ± 10 % 110/120 V AC ± 10 % 230/240 V AC ± 10 %
Weight		g	102	102	102

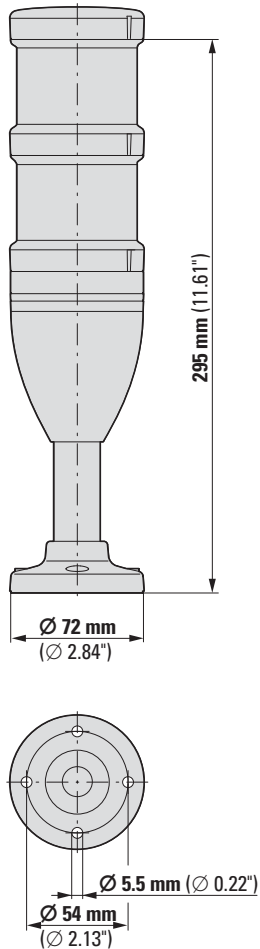
Table of sound types

	Sound type	Frequency Hz	Diagram	Repeat rate	Special application	Max. volume dB
SL7-AP...	Continuous tone	approx. 2800		-	-	100
	Pulsed tone	approx. 2800		approx. 2 Hz	-	100
SL7-AP...-E	Continuous tone	approx. 2800		-	-	100
	Pulsed tone	approx. 2800		approx. 2 Hz	-	100
SL7-AP...-M	Continuous tone	2700		-	-	100
	Continuous tone	1350		-	-	100
	Pulsed tone	2700		250 ms on, 250 ms off	-	100
	Pulsed tone	1350		250 ms on, 250 ms off	-	100
	falling	1200 - 500		1 Hz	Evacuation, Germany, DIN 3304-3	98
	Rising	500 - 1200		Rising 3 s, 0.5 s off	Netherlands NEN 2575:2000	98
	Alternating	800 - 1000		2 Hz		94
	rising/falling	500 - 1500		10 Hz		94

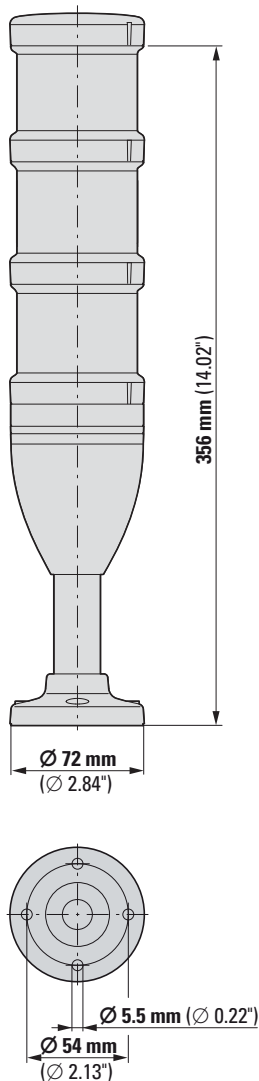
**Dimensions**

Complete devices

SL7-100-L-RG-24LED

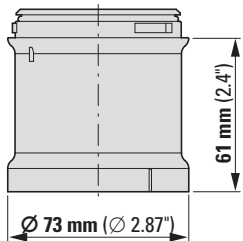


SL7-100-L-RYG-24LED



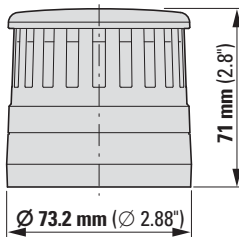
Light modules

SL7-(B)(F)L ...



Acoustic modules

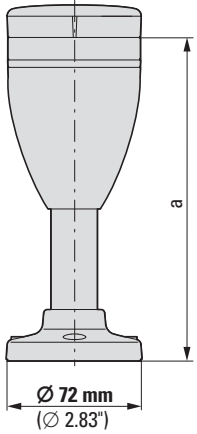
SL7-AP...



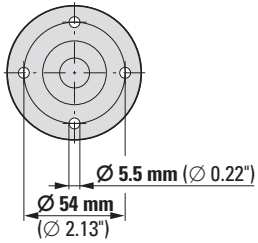


Basic modules

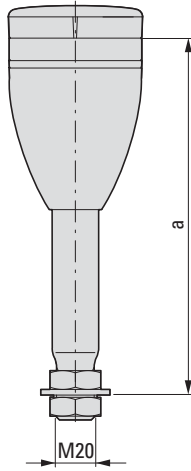
SL7-CB-...



Part no.	a mm (inch)
SL7-CB-100	171 (6.73)
SL7-CB-250	321 (12.64)
SL7-CB-400	471 (18.54)

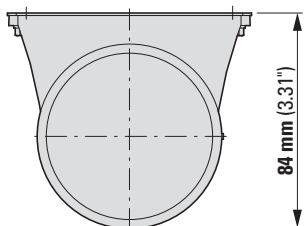
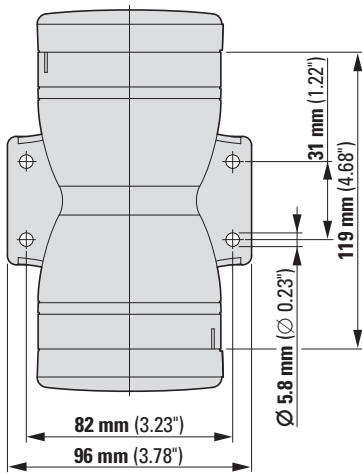


SL7-CB-T-...

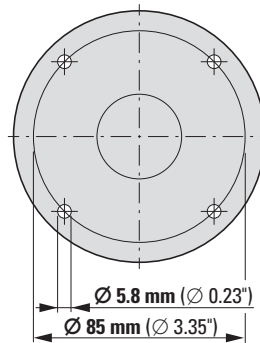
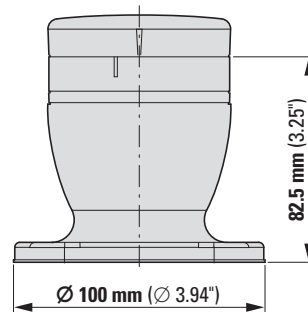


Part no.	a mm (inch)
SL7-CB-T-100	190 (7.48)
SL7-CB-T-250	340 (13.38)
SL7-CB-T-400	490 (19.29)

SL7-CB-D

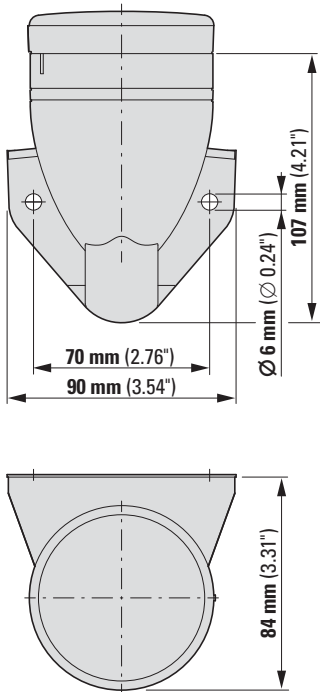


SL7-CB-EMH

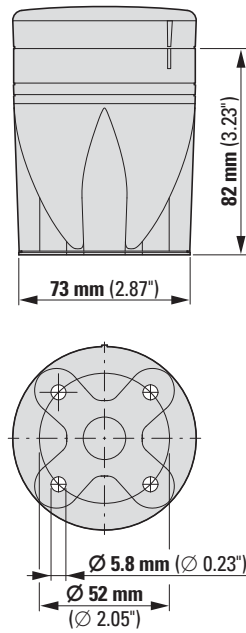


Basic modules

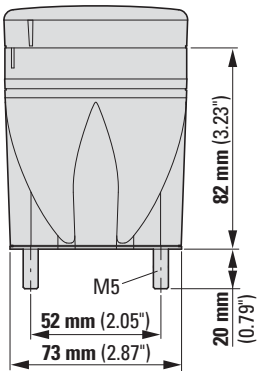
SL7-CB-FW



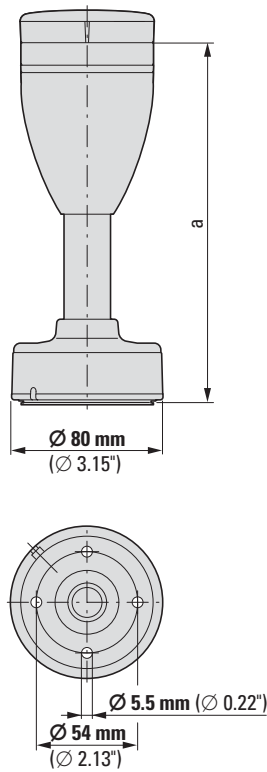
SL7-CB-IMH



SL7-CB-IMS



SL7-FMS-...



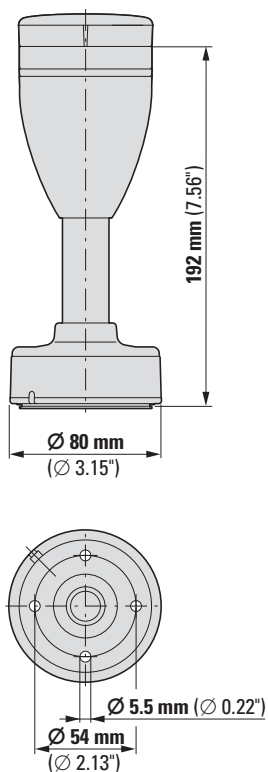
Part no.	a mm (inch)
SL7-FMS-100	192 (7.55)
SL7-FMS-250	342 (13.46)
SL7-FMS-400	492 (19.37)

# 20 Signal towers

SL7

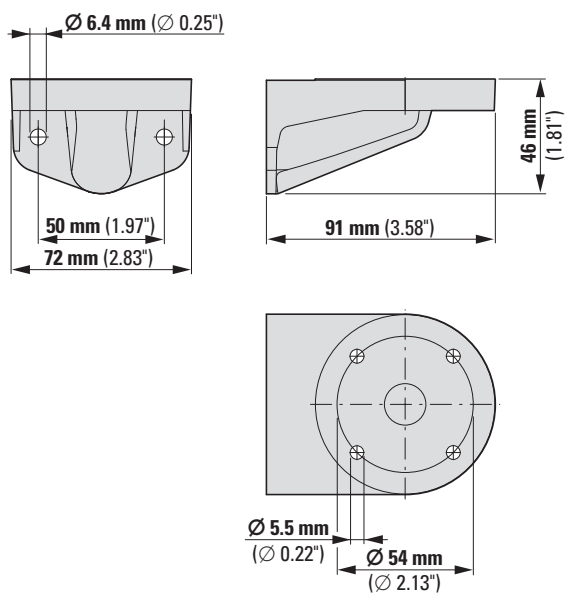
## Base module for connecting to SmartWire-DT®

SL7-SWD

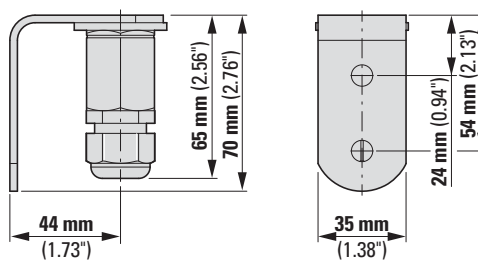


## Mounting brackets

SL7/4-FW

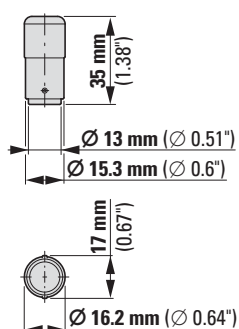


SL7/4-FW-T



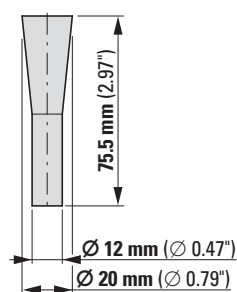
## Filament bulbs

SL7-L12



## Tool for replacing filament lamp

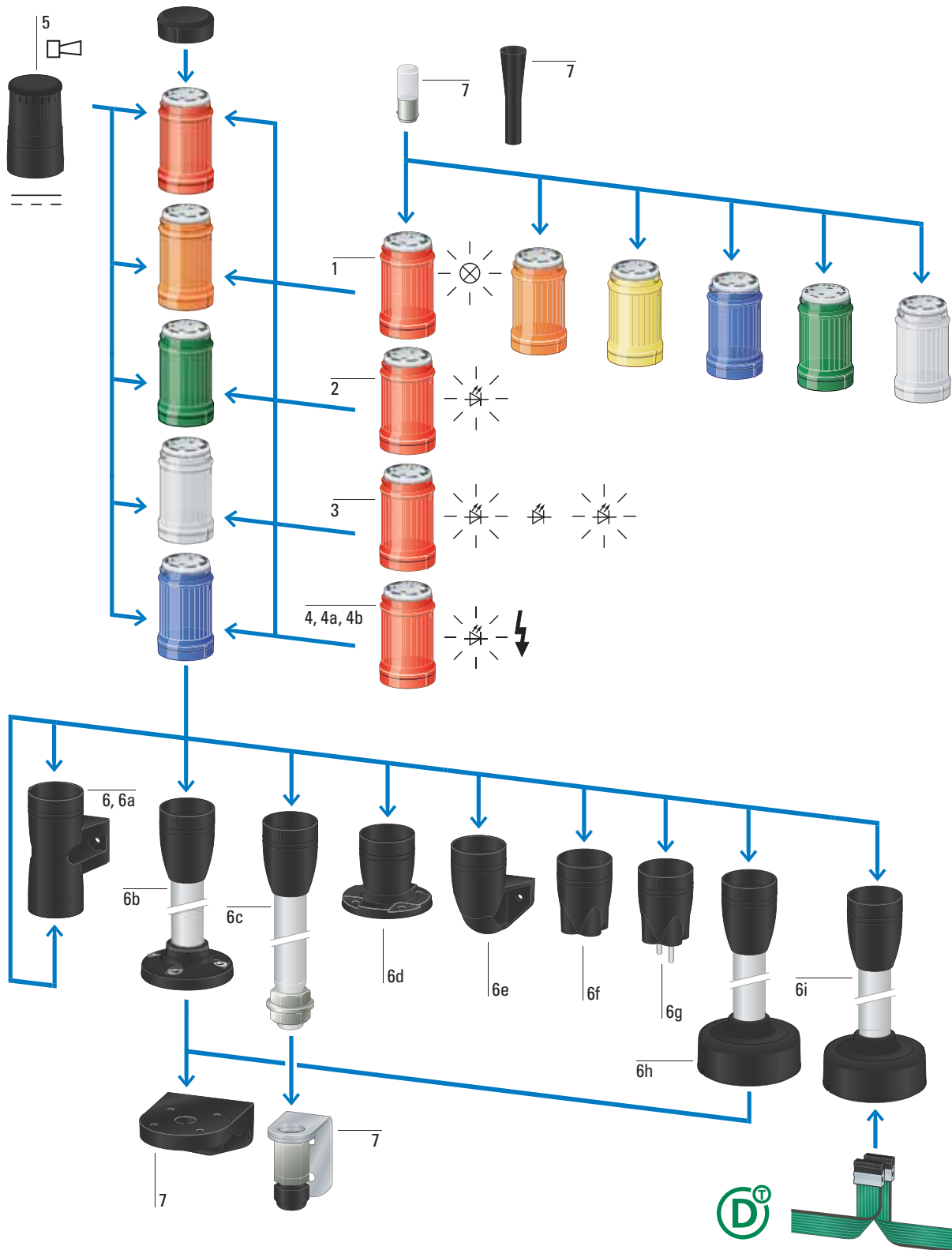
SL7/4-BET





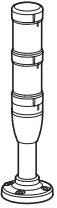










System overview



<b>Card for filament lamp, continuous light</b>	1	<b>Acoustic module</b>	5	<b>Base with base adapter for slipping onto place (rapid mounting and wiring system) and SmartWire-DT connection</b>	6i
Without light element (filament lamp with BA15d socket)		Continuous tone or pulsed tone, adjustable with internal dip switches		Aluminium tube 100 mm	
Easy mounting with bayonet mount		Sound pressure 80 dB, adjustable with internal potentiometer, frequency 4000 Hz		→ page 28	
Modules can be arranged in any order		Easy mounting with bayonet mount			
Degree of protection IP66		Set up as topmost module		<b>Accessory Considerations</b>	7
Max. 2 x 5 modules that can be actuated individually (two with base module SL7-CB-D only)		Max. 2 x 1 modules that can be individually actuated (two with base module SL7-CB-D only)		Mounting brackets	
Operating mode: 100 % DF (duty factor)		Permanently integrated cover plate		Including mounting bracket M20 cable gland	
→ page 27		Degree of protection IP66		Tool for replacing filament lamp	
		Operating mode: 100 % DF (duty factor)		Filament lamp	
		→ page 27		→ page 29	
<b>Card with LED, continuous light</b>	2	<b>Base module</b>	6		
with LED		Easy mounting with bayonet mount			
Easy mounting with bayonet mount		Degree of protection IP66			
Modules can be arranged in any order		Including cover plate			
Degree of protection IP66		with Push in terminals			
Max. 2 x 5 modules that can be actuated individually (two with base module SL7-CB-D only)		<b>Base for mounting on both sides</b>	6a		
Operating mode: 100 % DF (duty factor)		→ page 29			
→ page 24		<b>Base with aluminium tube and plastic foot</b>	6b		
		Aluminium tube 100 mm, 250 mm or 400 mm			
		→ page 28			
<b>Card with LED, flashing light</b>	3	<b>Base with aluminum tube and banjo bolt</b>	6c		
with LED		Aluminium tube 100 mm, 250 mm or 400 mm			
Easy mounting with bayonet mount		→ page 28			
Modules can be arranged in any order		<b>Base with external fixing holes</b>	6 d		
Degree of protection IP66		→ page 28			
Max. 2 x 5 modules that can be actuated individually (two with base module SL7-CB-D only)		<b>One-sided base with bracket</b>	6e		
Operating mode: 100 % DF (duty factor)		→ page 29			
Flashing frequency 2 Hz		<b>Base with internal (on the inside) fixing holes</b>	6f		
→ page 25		→ page 28			
		<b>Base with built-in (pre-assembled) fixing screws</b>	6g		
<b>Card with LED, strobe light</b>	4	→ page 28			
Easy mounting with bayonet mount		<b>Base with base adapter for slipping onto place (rapid mounting and wiring system)</b>	6h		
Modules can be arranged in any order		Aluminium tube 100 mm, 250 mm or 400 mm			
Degree of protection IP66		→ page 28			
Max. 2 x 5 modules that can be actuated individually (two with base module SL7-CB-D only)					
Operating mode: 100 % DF (duty factor)					
<b>Card with LED</b>	4a				
with LED					
Flashing frequency 1.4 Hz					
→ page 26					
<b>Card with LED</b>	4b				
With LED for effective signaling effect with various flashing sequences					
Flashing frequency approx. 1 -2.6 Hz					
→ page 26					

Ordering

Rated operational voltage $U_e$ V	Number of modules	Colour	Function	Part no. Article no.	Price see price list	Std. pack
<b>Complete devices</b>						
Continuous light, LED, IP66, Base module with foot and 100 mm tube						
	24 V AC/DC	2			<b>SL4-100-L-RG-24LED</b> 171295	1 off 
		3			<b>SL4-100-L-RYG-24LED</b> 171296	
<b>Customised complete unit</b>						
Order on request, * = Freely selectable customer identification or stock no., Maximum 10 characters				<b>SL4-COMBINATION-*</b> 171387		1 off

Rated operational voltage $U_e$ V	Colour	Function	Part no. Article no.	Price see price list	Std. pack	
<b>Card with LED</b>						
	Continuous light IP66	24 V AC/DC			<b>SL4-L24-B</b> 171313	1 off 
					<b>SL4-L24-G</b> 171314	
					<b>SL4-L24-R</b> 171315	
					<b>SL4-L24-W</b> 171316	
					<b>SL4-L24-Y</b> 171317	
					<b>SL4-L24-A</b> 171318	
	110/120 V AC		<b>SL4-L120-B</b> 171319			
			<b>SL4-L120-G</b> 171320			
			<b>SL4-L120-R</b> 171321			
			<b>SL4-L120-W</b> 171322			
			<b>SL4-L120-Y</b> 171323			
			<b>SL4-L120-A</b> 171324			
	230/240 V AC		<b>SL4-L230-B</b> 171325			
			<b>SL4-L230-G</b> 171326			
			<b>SL4-L230-R</b> 171327			
			<b>SL4-L230-W</b> 171328			
			<b>SL4-L230-Y</b> 171329			
			<b>SL4-L230-A</b> 171330			

Notes



Information relevant for export to North America



Product Standards IEC/EN 60947-5-1; UL 508; CSA-C22.2 No. 14-10; CSA-C22.2 No. 94-91; CE marking  
 UL File No. E29184  
 UL CCN NKCR

CSA File No.  
 CSA Class No.  
 NA Certification  
 Degree of Protection

UL report applies to both US and Canada  
 NKCR7  
 UL listed, certified by UL for use in Canada  
 UL Type 4, 4X, 13































	Rated operational voltage $U_e$ V	Colour	Function	Part no. Article no.	Price see price list	Std. pack
<b>Card with LED</b>						
 <p>Flashing light IP66 2 Hz</p>	24 V AC/DC		  	<b>SL4-BL24-B</b> 171337		1 off  
				<b>SL4-BL24-G</b> 171338		
				<b>SL4-BL24-R</b> 171339		
				<b>SL4-BL24-W</b> 171340		
				<b>SL4-BL24-Y</b> 171341		
				<b>SL4-BL24-A</b> 171342		
	110/120 V AC		<b>SL4-BL120-B</b> 171343			
			<b>SL4-BL120-G</b> 171344			
			<b>SL4-BL120-R</b> 171345			
			<b>SL4-BL120-W</b> 171346			
			<b>SL4-BL120-Y</b> 171347			
			<b>SL4-BL120-A</b> 171348			
	230/240 V AC		<b>SL4-BL230-B</b> 171349			
			<b>SL4-BL230-G</b> 171350			
			<b>SL4-BL230-R</b> 171351			
			<b>SL4-BL230-W</b> 171352			
			<b>SL4-BL230-Y</b> 171353			
			<b>SL4-BL230-A</b> 171354			

Notes

Information relevant for export to North America



Product Standards IEC/EN 60947-5-1; UL 508; CSA-C22.2 No. 14-10; CSA-C22.2 No. 94-91; CE marking  
 UL File No. E29184  
 UL CCN NKCR  
 CSA File No. UL report applies to both US and Canada  
 CSA Class No. NKCR7  
 NA Certification UL listed, certified by UL for use in Canada  
 Degree of Protection UL Type 4, 4X, 13

		Rated operational voltage $U_e$ V	Colour	Function	Part no. Article no.	Price see price list	Std. pack			
<b>Card with LED</b>										
	Strobe light IP66 1.4 Hz	24 V AC/DC			<b>SL4-FL24-B</b> 171355		1 off  			
					<b>SL4-FL24-G</b> 171356					
					<b>SL4-FL24-R</b> 171357					
					<b>SL4-FL24-W</b> 171358					
					<b>SL4-FL24-Y</b> 171359					
					<b>SL4-FL24-A</b> 171360					
			110/120 V AC			<b>SL4-FL120-B</b> 171361				
				<b>SL4-FL120-G</b> 171362						
				<b>SL4-FL120-R</b> 171363						
				<b>SL4-FL120-W</b> 171364						
				<b>SL4-FL120-Y</b> 171365						
				<b>SL4-FL120-A</b> 171366						
		230/240 V AC			<b>SL4-FL230-B</b> 171367					
				<b>SL4-FL230-G</b> 171368						
				<b>SL4-FL230-R</b> 171369						
				<b>SL4-FL230-W</b> 171370						
				<b>SL4-FL230-Y</b> 171371						
				<b>SL4-FL230-A</b> 171372						
				Multistrobe light IP66 LED for effective signaling effect With various strobe sequences 1 - 2.6 Hz	24 V AC/DC				<b>SL4-FL24-B-M</b> 171373	
						<b>SL4-FL24-G-M</b> 171374				
						<b>SL4-FL24-R-M</b> 171375				
	<b>SL4-FL24-W-M</b> 171376									
	<b>SL4-FL24-Y-M</b> 171377									
	<b>SL4-FL24-A-M</b> 171378									











Notes









Information relevant for export to North America



Product Standards	IEC/EN 60947-5-1; UL 508; CSA-C22.2 No. 14-10; CSA-C22.2 No. 94-91; CE marking
UL File No.	E29184
UL CCN	NKCR
CSA File No.	UL report applies to both US and Canada
CSA Class No.	NKCR7
NA Certification	UL listed, certified by UL for use in Canada
Degree of Protection	UL Type 4, 4X, 13



	Rated operational voltage $U_e$ V	Colour	Function	Part no. Article no.	Price see price list	Std. pack
<b>Card for filament lamp</b>						
 <p>Continuous light IP66 without light elements Filament lamp max. 4 W Filament bulbs → page 29</p>	< 250 V AC/DC			<b>SL4-L-B</b> 171331		1 off  
				<b>SL4-L-G</b> 171332		
				<b>SL4-L-R</b> 171333		
				<b>SL4-L-W</b> 171334		
				<b>SL4-L-Y</b> 171335		
				<b>SL4-L-A</b> 171336		

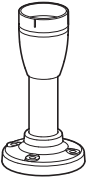


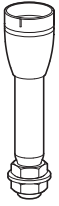





	Rated operational voltage $U_e$ V	Rated operational current $I_e$ mA	Colour	Function	Sound type	Part no. Article no.	Price see price list	Std. pack
<b>Acoustic modules</b>								
Continuous tone or pulsed tone, adjustable with internal dip switches. Sound pressure 80 db, adjustable with internal potentiometer. f = 4000 Hz Place only at the highest position on a pole IP66								
	24 V AC/DC	max. 39				<b>SL4-AP24</b> 171379		1 off  
	110/120 V AC	max. 21				<b>SL4-AP120</b> 171380		
	230/240 V AC	max. 21				<b>SL4-AP230</b> 171381		

**Notes**

**Information relevant for export to North America**













Product Standards	IEC/EN 60947-5-1; UL 508; CSA-C22.2 No. 14-10; CSA-C22.2 No. 94-91; CE marking
UL File No.	E29184
UL CCN	NKCR
CSA File No.	UL report applies to both US and Canada
CSA Class No.	NKCR7
NA Certification	UL listed, certified by UL for use in Canada
Degree of Protection	UL Type 4, 4X, 13

		Tube length	Colour	For use with	Part no. Article no.	Price see price list	Std. pack
<b>Basic modules</b>							
for horizontal mounting including cover max. 5 modules							
	Base with aluminium tube and plastic foot Push in terminals	100 mm	black Aluminum color tube	SL4-L-... SL4-BL-... SL4-FL-... SL4-AP-...	<b>SL4-PIB-100</b> 171297		1 off  
		250 mm			<b>SL4-PIB-250</b> 171298		
		400 mm			<b>SL4-PIB-400</b> 171299		
	Base with aluminum tube and banjo bolt Push in terminals	100 mm			<b>SL4-PIB-T-100</b> 171305		
		250 mm			<b>SL4-PIB-T-250</b> 171306		
		400 mm			<b>SL4-PIB-T-400</b> 171307		
	Base with external fixing holes Push in terminals	-	black		<b>SL4-PIB-EMH</b> 171302		
	Base with internal (on the inside) fixing holes - Push in terminals	-			<b>SL4-PIB-IMH<sup>1)</sup></b> 171300		
	Base with built-in (pre-assembled) fixing screws Push in terminals	-			<b>SL4-PIB-IMS</b> 171301		
	Base with base adapter for slipping onto place (rapid mounting and wiring system) Screw terminals	100 mm	black Aluminum color tube		<b>SL4-FMS-100</b> 171308		
		250 mm			<b>SL4-FMS-250</b> 171309		
		400 mm			<b>SL4-FMS-400</b> 171310		
	Base with base adapter for slipping onto place (rapid mounting and wiring system) Blade terminal SWD4-8MF2 max. 0.3 A per module External power supply connectable (24 V DC) Configurable with SWD-Assist (planning and ordering help)	100 mm			<b>SL4-SWD<sup>2)</sup></b> 171311		




## Notes




## Information relevant for export to North America


 				 	
Product Standards	IEC/EN 60947-5-1; UL 508; CSA-C22.2 No. 14-10; CSA-C22.2 No. 94-91; CE marking	<sup>1)</sup> Product Standards	IEC/EN 60947-5-1; UL 508; CSA-C22.2 No. 14-10; CSA-C22.2 No. 94-91; CE marking	<sup>2)</sup> Product Standards	IEC/EN 60947-5-1; UL 508; CSA-C22.2 No. 14-10; CSA-C22.2 No. 94-91; CE marking
UL File No.	E29184	UL File No.	E29184	NA Certification	Request filed for UL and CSA
UL CCN	NKCR	UL CCN	NKCR	Degree of Protection	UL Type 4, 4X, 13
CSA File No.	UL report applies to both US and Canada	CSA File No.	UL report applies to both US and Canada		
CSA Class No.	NKCR7	CSA Class No.	NKCR7		
NA Certification	UL listed, certified by UL for use in Canada	NA Certification	UL listed, certified by UL for use in Canada		
Degree of Protection	UL Type 4, 4X, 13	Degree of Protection	UL Type 1		


	Colour	For use with	Part no. Article no.	Price see price list	Std. pack
<b>Basic modules</b>					
for vertical mounting including cover					
	One-sided base with bracket Push in terminals max. 5 modules	black	SL4-L-... SL4-BL-... SL4-FL-... SL4-AP-...	<b>SL4-PIB-FW</b> 171303	1 off  
for vertical mounting on both sides including cover					
	Base with external fixing holes Push in terminals max. 2 x 5 modules	black	SL4-L-... SL4-BL-... SL4-FL-... SL4-AP-...	<b>SL4-PIB-D</b> 171304	1 off  



lifespan h	Rated operational voltage U <sub>e</sub> V	Power	For use with	Part no. Article no.	Price see price list	Std. pack
---------------	---	-------	--------------	-------------------------	----------------------------	-----------

<b>Mounting brackets</b>						
for vertical mounting, Plastic						
	-	-	SL4-PIB-... SL7-CB-...	<b>SL7/4-FW</b> 171446		1 off  

Including mounting bracket M20 cable gland						
for vertical mounting, Metal						
	-	-	SL4-PIB-T-... SL7-CB-T-...	<b>SL7/4-FW-T</b> 171455		1 off  

<b>Tool for replacing filament lamp</b>						
	-	-	-	<b>SL7/4-BET</b> 171294		1 off

<b>Filament bulbs</b>						
Mounting: Ba15d						
	> 3000	12 V 24 V 120 V 230 V	4 W	SL4-L-...	<b>SL4-L12</b> 171382 <b>SL4-L24</b> 171383 <b>SL4-L120</b> 171384 <b>SL4-L230</b> 171385	1 off

Notes	Information relevant for export to North America
	 
	Product Standards IEC/EN 60947-5-1; UL 508; CSA-C22.2 No. 14-10; CSA-C22.2 No. 94-91; CE marking
	UL File No. E29184
	UL CCN NKCR
	CSA File No. UL report applies to both US and Canada
	CSA Class No. NKCR7
	NA Certification UL listed, certified by UL for use in Canada
	Degree of Protection UL Type 4, 4X, 13



## Technical data

			SL4-...
<b>General</b>			
Standards			IEC/EN 60947-5-1
Climatic proofing			Damp heat, constant, to IEC 60068-2-78 Damp heat, cyclic, to IEC 60069-2-30
Mounting position			As required
Mechanical shock resistance		g	> 15 according to IEC 60068-2-27 Shock duration 11 ms Sinusoidal
IEC degree of protection			IP66 IEC/EN 60529
Protection type UL			Type 4, 4X, 13
Material			Enclosure: Polycarbonate (PC), black Cap: Polycarbonate (PC)
Cap colour			blue, green, red, clear, yellow, orange
Ambient temperature		°C	-30 - +60
Number of signal elements			Max. 5 with standard base Max. 10 with base for mounting on both sides
Terminal capacity			
Solid or flexible conductor		mm <sup>2</sup>	0.2 - 1.5
Solid or flexible conductor, with ferrule		mm <sup>2</sup>	0.25 - 1.5
Flexible with ferrule with plastic collar		mm <sup>2</sup>	0.25 - 0.75
			AWG 24 - AWG 16
<b>Contacts</b>			
Rated impulse withstand voltage	U <sub>imp</sub>	V AC	4000
Rated insulation voltage	U <sub>i</sub>	V	250
Overvoltage category/pollution degree			III/3

			SL4-L...-...	SL4-BL...-...	SL4-FL...-...	SL4-FL24...-M	SL4-L...
<b>Light modules</b>							
Type of light			Continuous light	Flashing light	Strobe light	Multistrobe light	Continuous light
Light elements			LED				Filament lamp max. 4 W
Mounting			-	-	-	-	Ba15d
Flashing/strobe frequency			-	2 Hz	1.4 Hz	1 - 2.6 Hz	-
Transmission angle			360°				
Leakage current	A		< 0.003				
Current-/power consumption							
24 V AC/DC	A		0.022 - 0.033	0.028 - 0.036	0.035 - 0.065	0.048 - 0.068	-
110/120 V AC	A		0.030	0.030	0.10	-	-
230/240V AC	A		0.030	0.030	0.10	-	-
Power consumption			-	-	-	-	Max. 4 W with the specified voltages
Voltage levels			24 V AC/DC ± 10 % 110/120 V AC ± 10 % 230/240 V AC ± 10 %			24 V AC/DC ± 10 %	up to 250 V AC/DC
lifespan	h		> 100000				
Weight	g		45				

			SL4-AP...
<b>Acoustic modules</b>			
Type of tone			Continuous or pulsed tone
Types of sound			2 versions, table of sound types
Sound setting			Internal; 1 pole DIP
Sound pressure		dB	80
Sound pressure level adjustment			-
Sound_pressure_can_be_lowered_to_a_minimum_of			-
Transmission angle			360°
Current-/power consumption			
24 V AC/DC		A	0.039
110 /120 V AC		A	0.021
230 /240V AC		A	0.021
Voltage levels			
			24 V AC/DC ± 10 % 110/120 V AC ± 10 % 230/240 V AC ± 10 %
Weight		g	43

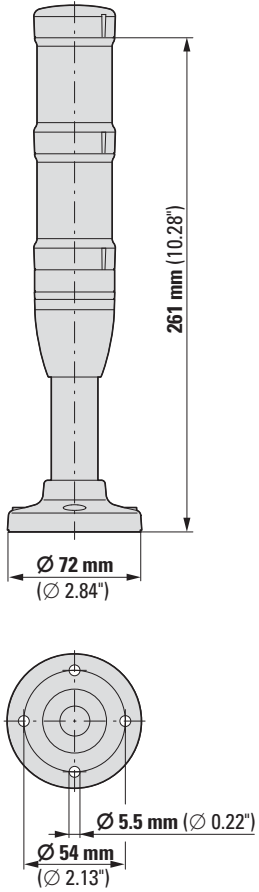
Table of sound types

	Sound type	Frequency Hz	Diagram	Repeat rate	Special application	Max. volume dB
SL4-AP...	Continuous tone	approx. 4000		-	-	80
	Pulsed tone	approx. 4000		approx. 2 Hz	-	80

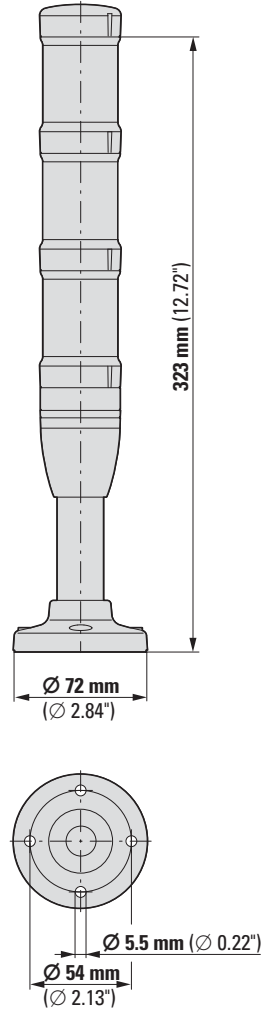
Dimensions

Complete devices

SL4-100-L-RG-24LED

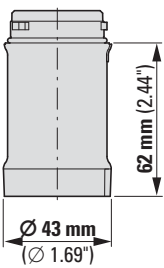


SL4-100-L-RYG-24LED



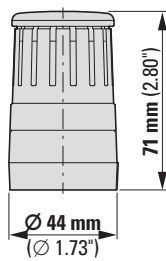
Light modules

SL4-(B)(F)L ...



Acoustic modules

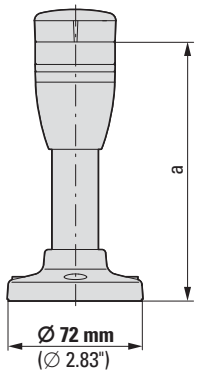
SL4-AP...



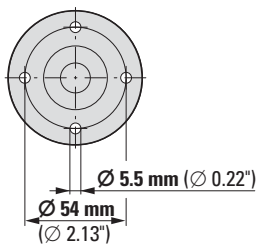


Basic modules

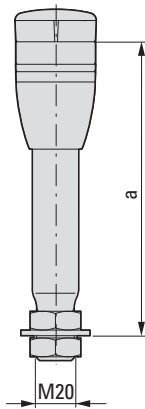
SL4-PIB-...



Part no.	a mm (inch)
SL4-PIB-100	136 (3.53)
SL4-PIB-250	286 (11.26)
SL4-PIB-400	436 (17.16)

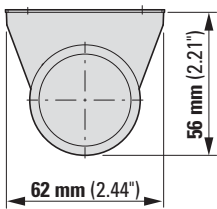
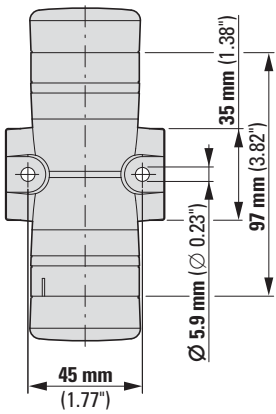


SL4-PIB-T-...

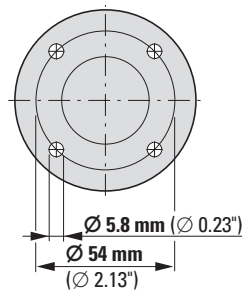
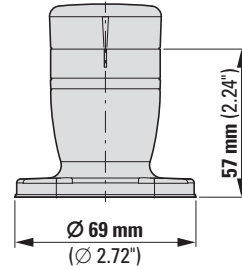


Part no.	a mm (inch)
SL4-PIB-T-100	150 (5.90)
SL4-PIB-T-250	300 (11.81)
SL4-PIB-T-400	450 (17.72)

SL4-PIB-D



SL4-PIB-EMH

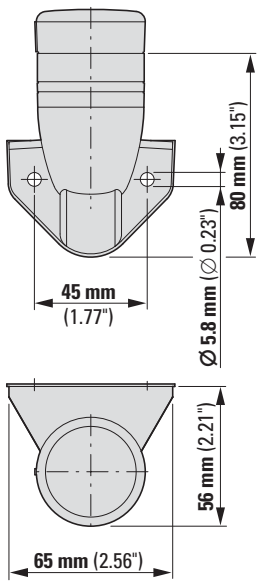


# 34 Signal towers

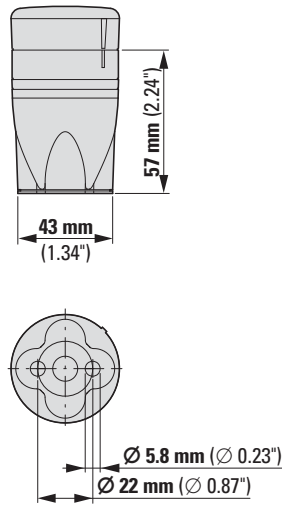
## SL4

### Basic modules

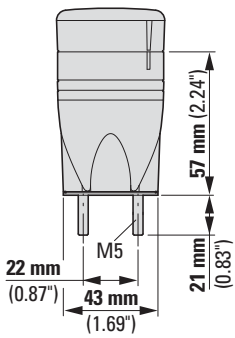
SL4-PIB-FW



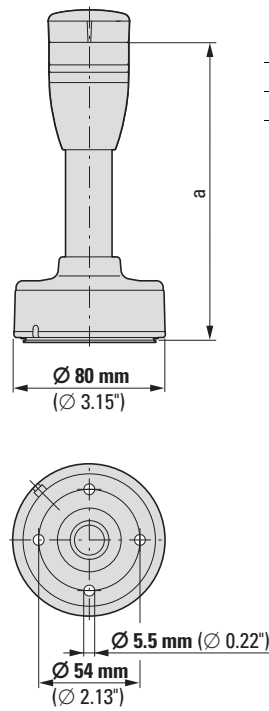
SL4-PIB-IMH



SL4-PIB-IMS



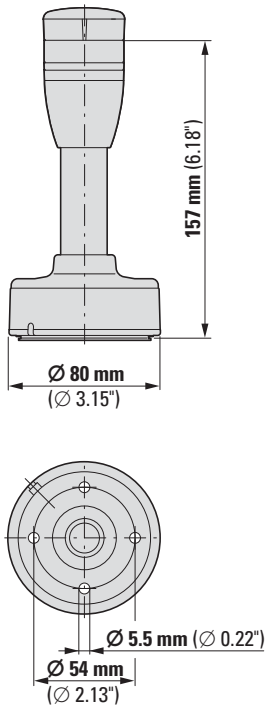
SL4-FMS-...



Part no.	a mm (inch)
SL4-FMS-100	157 (6.18)
SL4-FMS-250	307 (12.09)
SL4-FMS-400	457 (17.99)

Base module for connecting to SmartWire-DT®

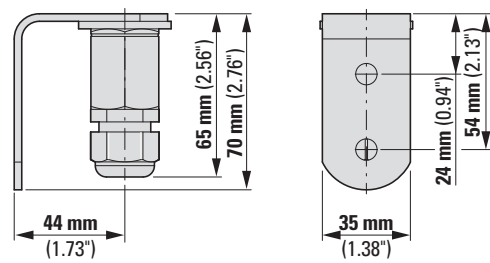
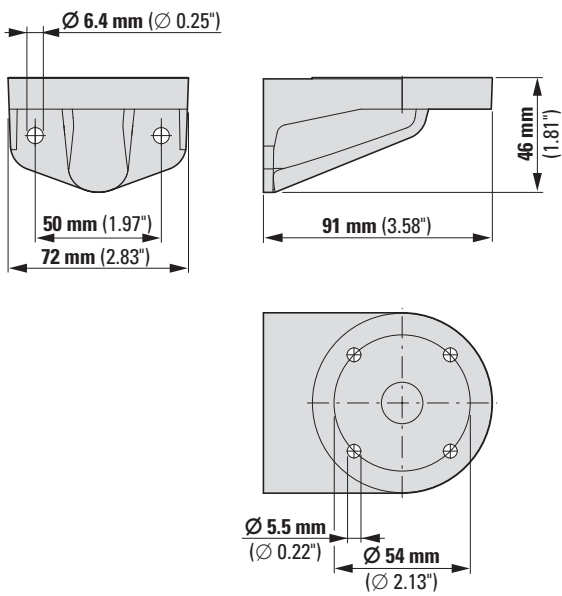
SL4-SWD



Mounting brackets

SL7/4-FW

SL7/4-FW-T

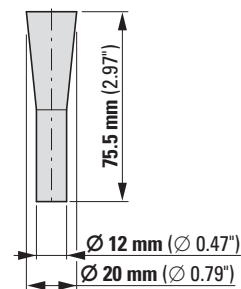
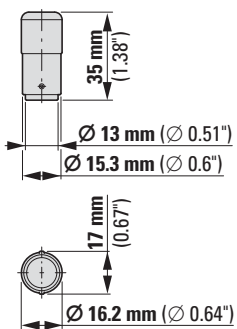


Filament bulbs

SL7-L12

Tool for replacing filament lamp

SL7/4-BET







**EATON**

Powering Business Worldwide

# The power of fusion.

1833	1874	1886	1893	1897	1899	1906	1908	1911	1914	1934	1961	1962	1963	1967	1977	1983	1984	1989

**EATON**  
Powering Business Worldwide

There's a certain energy at Eaton. It's the power of uniting some of the world's most respected names to build a brand you can trust to meet your every power management need.

Eaton is dedicated to ensuring that reliable, efficient and safe power is available when it's needed most. Building on over 100 years of experience in electrical power management, the experts at Eaton deliver customized, integrated solutions to solve your most critical challenges. To learn more visit [www.eaton.eu/electrical](http://www.eaton.eu/electrical).

All of the above are trademarks of Eaton or its affiliates. \*Eaton has a license to use the Westinghouse brand name in Asia Pacific. ©2013 Eaton.

Eaton is dedicated to ensuring that reliable, efficient and safe power is available when it's needed most. With unparalleled knowledge of electrical power management across industries, experts at Eaton deliver customized, integrated solutions to solve our customers' most critical challenges.

Our focus is on delivering the right solution for the application. But, decision makers demand more than just innovative products. They turn to Eaton for an unwavering commitment to personal support that makes customer success a top priority. For more information, **visit [www.eaton.eu/electrical](http://www.eaton.eu/electrical)**.

**To contact an Eaton salesperson or local distributor/agent, please visit [www.eaton.eu/electrical/customersupport](http://www.eaton.eu/electrical/customersupport)**

Changes to the products, to the information contained in this document, and to prices are reserved; so are errors and omissions. Only order confirmations and technical documentation by Eaton is binding. Photos and pictures also do not warrant a specific layout or functionality. Their use in whatever form is subject to prior approval by Eaton. The same applies to Trademarks (especially Eaton, Moeller, Cutler-Hammer). The Terms and Conditions of Eaton apply, as referenced on Eaton internet pages and Eaton order confirmations.

**Eaton Industries GmbH**  
Hein-Moeller-Str. 7-11  
D-53115 Bonn/Germany

© 2013 by Eaton Corporation  
All rights reserved  
Printed in Germany 05/13  
Publication No.: CA047002EN-INT  
Doku/DHW/bb/dfs 04/13  
Article No.: 171892



Eaton is a registered trademark of Eaton Corporation.

All other trademarks are property of their respective owners.

SmartWire-DT® is a registered trademark of Eaton Corporation.



## X-ON Electronics

Largest Supplier of Electrical and Electronic Components

*Click to view similar products for [Eaton](#) manufacturer:*

Other Similar products are found below :

[BK1-S506-2-R](#) [FHN31G1](#) [CH222B](#) [SAMI-2I](#) [SAMI-6I](#) [LPN-RK-25SP](#) [ZE6](#) [ZE9](#) [LPN-RK-15SP](#) [LPN-RK-3SP](#) [SAMI-1I](#) [2499](#) [GMC-500MA](#) [AT-20](#) [BK/SC-45](#) [AGC-1-2](#) [BK/MDA-15](#) [BK/MDA-1](#) [BK/C519-1A](#) [BK/MDL-3-2/10](#) [89096-015](#) [8943K28](#) [8946K153](#) [8961K155](#) [M22-DH-Y](#) [M22-DLH-Y](#) [M22-D-R-GB0/K11](#) [M22-LCH-R](#) [M22-L-R/R](#) [M22-WLK3-B](#) [63ET](#) [6422](#) [6580](#) [CTX20-16-52LP-R](#) [CWL530FI](#) [CXM/CO/GP/R/BB](#) [6HD36](#) [714125](#) [MBO-2](#) [7314K36](#) [7321K2](#) [ETF-200MA](#) [F02A-1-1/2A](#) [F02A-1-1/2AS](#) [F02A-1AS](#) [F02A-3/4A](#) [F03A250V10A](#) [F03A250V12A](#) [MDA-2-8/10-R](#) [MDA-30A](#)