
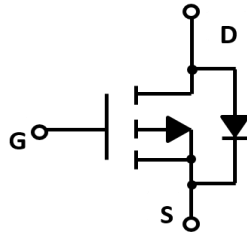
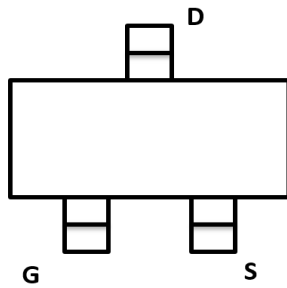


YJL2305A

P-Channel Enhancement Mode Field Effect Transistor



Top View

SOT-23


Product Summary

- V_{DS} -15V
- I_D -5.6A
- $R_{DS(ON)}$ (at $V_{GS}=-4.5V$) <36.4 mohm
- $R_{DS(ON)}$ (at $V_{GS}=-2.5V$) <53.0 mohm
- $R_{DS(ON)}$ (at $V_{GS}=-1.8V$) <62.0 mohm

General Description

- Trench Power LV MOSFET technology
- High Density Cell Design for Low $R_{DS(ON)}$
- High Speed switching

Applications

- Battery protection
- Load switch
- Power management

■ Absolute Maximum Ratings ($T_A=25^\circ C$ unless otherwise noted)

Parameter	Symbol	Maximum	Unit
Drain-source Voltage	V_{DS}	-15	V
Gate-source Voltage	V_{GS}	± 10	V
Drain Current	I_D	$T_A=25^\circ C$ Steady State	-5.6
		$T_A=70^\circ C$ Steady State	-4.5
Pulsed Drain Current ^A	I_{DM}	-23	A
Total Power Dissipation @ $T_A=25^\circ C$ Steady State	P_D	1.2	W
Thermal Resistance Junction-to-Ambient @ Steady State ^B	$R_{\theta JA}$	105	$^\circ C/W$
Junction and Storage Temperature Range	T_J, T_{STG}	-55~+150	$^\circ C$

■ Ordering Information (Example)

PREFERRED P/N	PACKING CODE	Marking	MINIMUM PACKAGE(pcs)	INNER BOX QUANTITY(pcs)	OUTER CARTON QUANTITY(pcs)	DELIVERY MODE
YJL2305A	F2	2305.	3000	30000	120000	7" reel



YJL2305A

■ Electrical Characteristics ($T_J=25^\circ\text{C}$ unless otherwise noted)

Parameter	Symbol	Conditions	Min	Typ	Max	Units
Static Parameter						
Drain-Source Breakdown Voltage	BV_{DSS}	$V_{GS}=0V, I_D=-250\mu A$	-15			V
Zero Gate Voltage Drain Current	I_{DSS}	$V_{DS}=-15V, V_{GS}=0V, T_C=25^\circ\text{C}$			-1	μA
Gate-Body Leakage Current	I_{GSS}	$V_{GS}=\pm 10V, V_{DS}=0V$			± 100	nA
Gate Threshold Voltage	$V_{GS(th)}$	$V_{DS}=V_{GS}, I_D=-250\mu A$	-0.4	-0.62	-1.0	V
Static Drain-Source On-Resistance	$R_{DS(on)}$	$V_{GS}=-4.5V, I_D=-5.6A$		28	36.4	m Ω
		$V_{GS}=-2.5V, I_D=-4A$		35	53	
		$V_{GS}=-1.8V, I_D=-3A$		47	62	
Diode Forward Voltage	V_{SD}	$I_S=-5.6A, V_{GS}=0V$		-0.8	-1.2	V
Maximum Body-Diode Continuous Current	I_S				-5.6	A
Dynamic Parameters						
Input Capacitance	C_{iss}	$V_{DS}=-9V, V_{GS}=0V, f=1\text{MHZ}$		890		pF
Output Capacitance	C_{oss}			140		
Reverse Transfer Capacitance	C_{rss}			90		
Switching Parameters						
Total Gate Charge	Q_g	$V_{GS}=-4.5V, V_{DS}=-9V, I_D=-5.6A$		7.2		nC
Gate Source Charge	Q_{gs}			1.2		
Gate Drain Charge	Q_{gd}			1.6		
Turn-on Delay Time	$t_{D(on)}$	$V_{GS}=-4.5V, V_{DD}=-9V, I_D=-1A, R_{GEN}=2.5\Omega$		15		ns
Turn-on Rise Time	t_r			63		
Turn-off Delay Time	$t_{D(off)}$			21		
Turn-off Fall Time	t_f			12		

A. Pulse Test: Pulse Width $\leq 300\mu s$, Duty cycle $\leq 2\%$.

B. Device mounted on FR-4 PCB, 1 inch x 0.85 inch x 0.062 inch.



YJL2305A

■ Typical Performance Characteristics

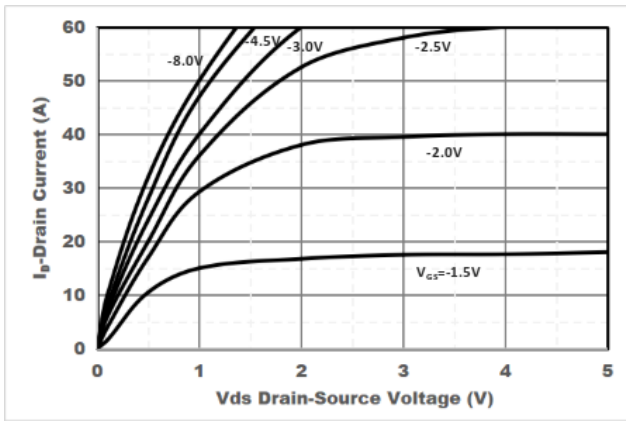


Figure1. Output Characteristics

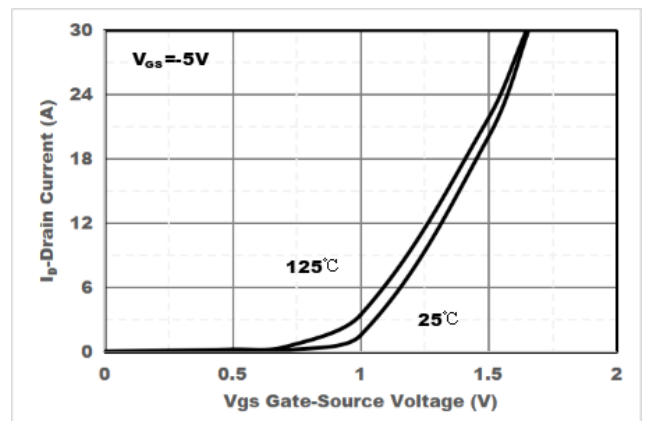


Figure2. Transfer Characteristics

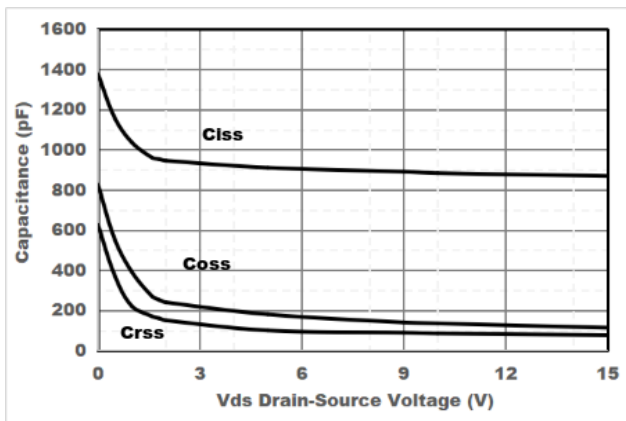


Figure3. Capacitance Characteristics

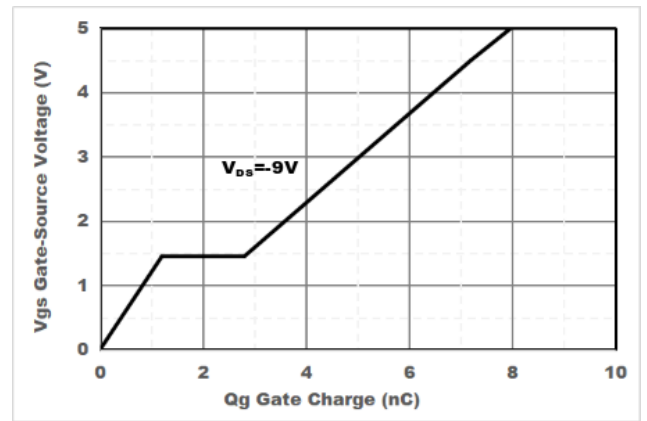


Figure4. Gate Charge

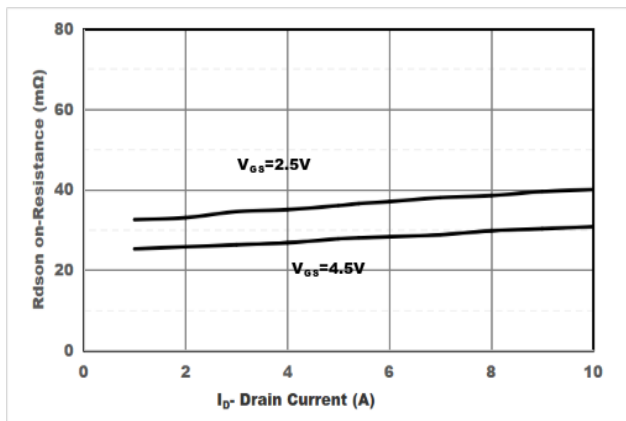


Figure5. Drain-Source on Resistance

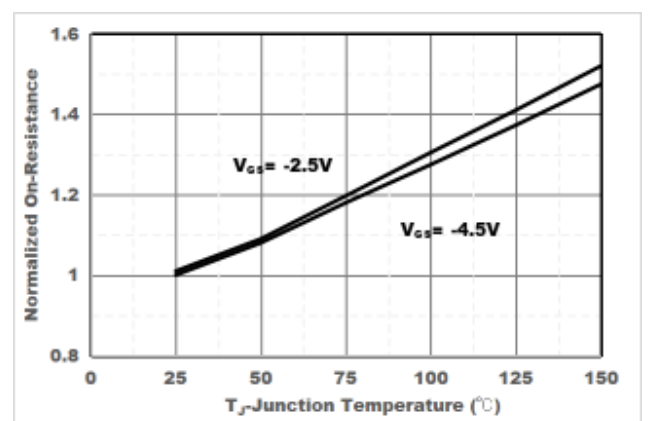


Figure6. Drain-Source on Resistance

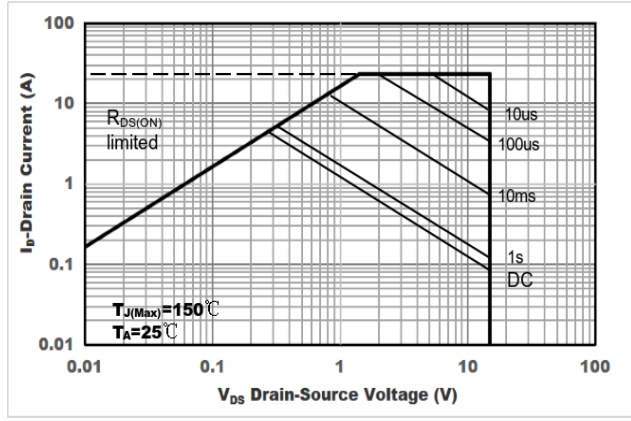


Figure7. Safe Operation Area

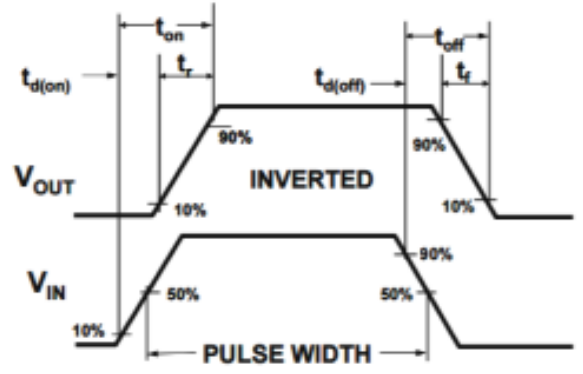
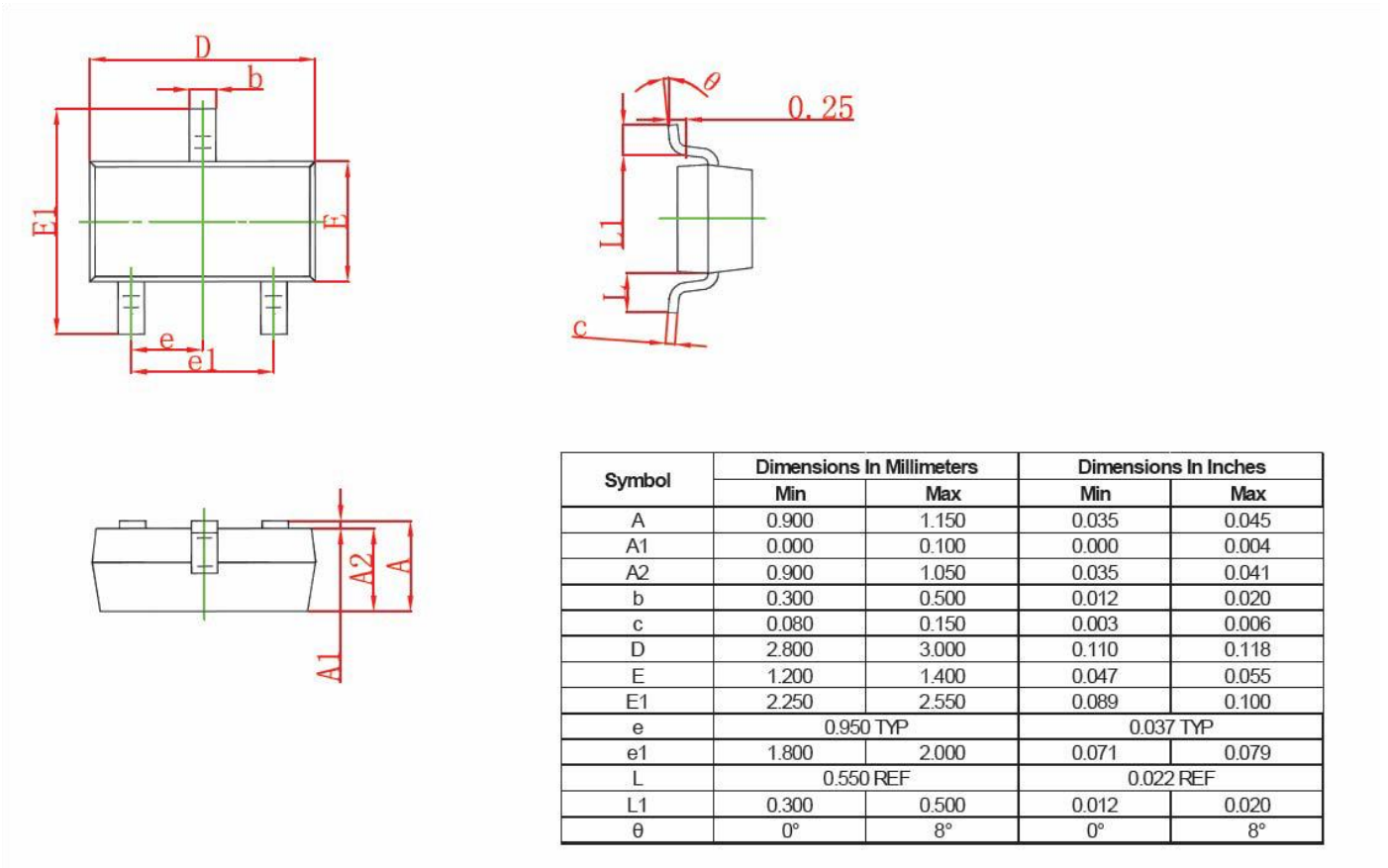


Figure8. Switching wave

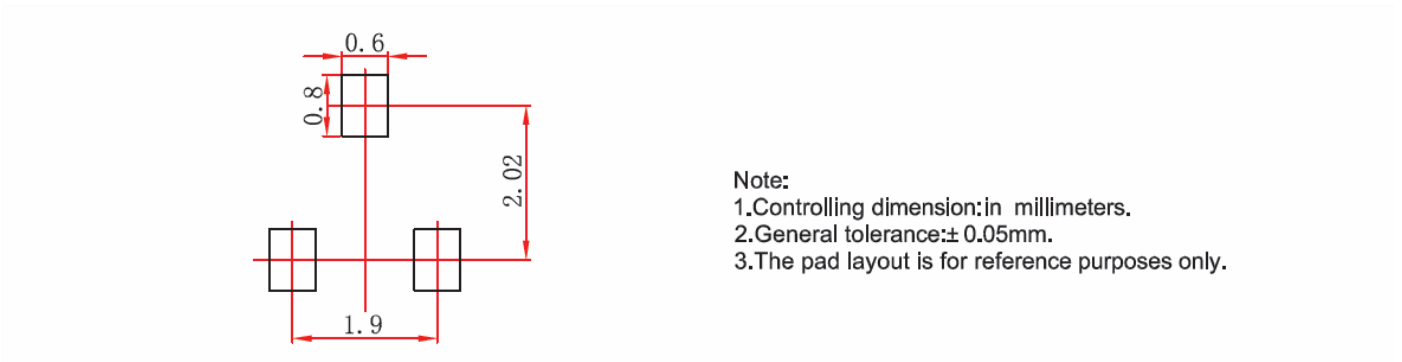


YJL2305A

■ SOT-23 Package information



■ SOT-23 Suggested Pad Layout





YJL2305A

Disclaimer

The information presented in this document is for reference only. Yangzhou Yangjie Electronic Technology Co., Ltd. reserves the right to make changes without notice for the specification of the products displayed herein to improve reliability, function or design or otherwise.

The product listed herein is designed to be used with ordinary electronic equipment or devices, and not designed to be used with equipment or devices which require high level of reliability and the malfunction of which would directly endanger human life (such as medical instruments, transportation equipment, aerospace machinery, nuclear-reactor controllers, fuel controllers and other safety devices), Yangjie or anyone on its behalf, assumes no responsibility or liability for any damages resulting from such improper use of sale.

This publication supersedes & replaces all information previously supplied. For additional information, please visit our website [http:// www.21yangjie.com](http://www.21yangjie.com) , or consult your nearest Yangjie's sales office for further assistance.

X-ON Electronics

Largest Supplier of Electrical and Electronic Components

Click to view similar products for [MOSFET](#) category:

Click to view products by [Yangjie](#) manufacturer:

Other Similar products are found below :

[614233C](#) [648584F](#) [D2003UK](#) [705463DB](#) [MCH6422-TL-E](#) [FW231A-TL-E](#) [APT5010JFLL](#) [NTNS3A92PZT5G](#) [IRF100S201](#) [JANTX2N5237](#)
[2SK2464-TL-E](#) [2SK3818-DL-E](#) [FCA20N60_F109](#) [FDZ595PZ](#) [STD6600NT4G](#) [FQD4P40TM_AM002](#) [FSS804-TL-E](#) [FW217A-TL-2W](#)
[APT10050JVFR](#) [2SJ277-DL-E](#) [2SK1691-DL-E](#) [2SK2545\(Q,T\)](#) [D1014UK](#) [D2294UK](#) [405094E](#) [423220D](#) [MCH6646-TL-E](#) [TPCC8103,L1Q\(CM](#)
[IRF3710](#) [367-8430-0972-503](#) [VN1206L](#) [424134F](#) [026935X](#) [051075F](#) [SBVS138LT1G](#) [614234A](#) [715780A](#) [NTNS3166NZT5G](#) [751625C](#) [873612G](#)
[IPS70R2K0CEAKMA1](#) [APT8015JVFR](#) [APT50M85JVR](#) [APT5010JVFR](#) [APT12031JFLL](#) [APT12040JVR](#) [NTE6400](#) [NVC3S5A51PLZT1G](#)
[JANTX2N6796U](#) [JANTX2N6784U](#)