

IP67 CKS SEALED ROTARY SWITCH

GENERAL ELECTRICAL & MECHANICAL SPECIFICATION

Switch Rating:	150mA @ 250V ac/dc 1A @ 24V dc
Life:	>10,000 Cycles
Operating Temperature:	-30°C to +85 °C
Proof Voltage:	1,500Vac (Initial)
Insulation Resistance:	>999 MΩ at 500Vdc (Initial)
Contact Resistance:	<20 mΩ (initial)
Operating Torque (nominal)	Standard 10.5 ± 1 N cm Light Action 5.5 ± 0.5 N cm
End Stop Torque (nominal):	0.80 Nm
Moulding Material:	Polyamide 6.6 G.F. V0 RATED
Contact/Terminal Material:	Brass CZ108 Ag Plated

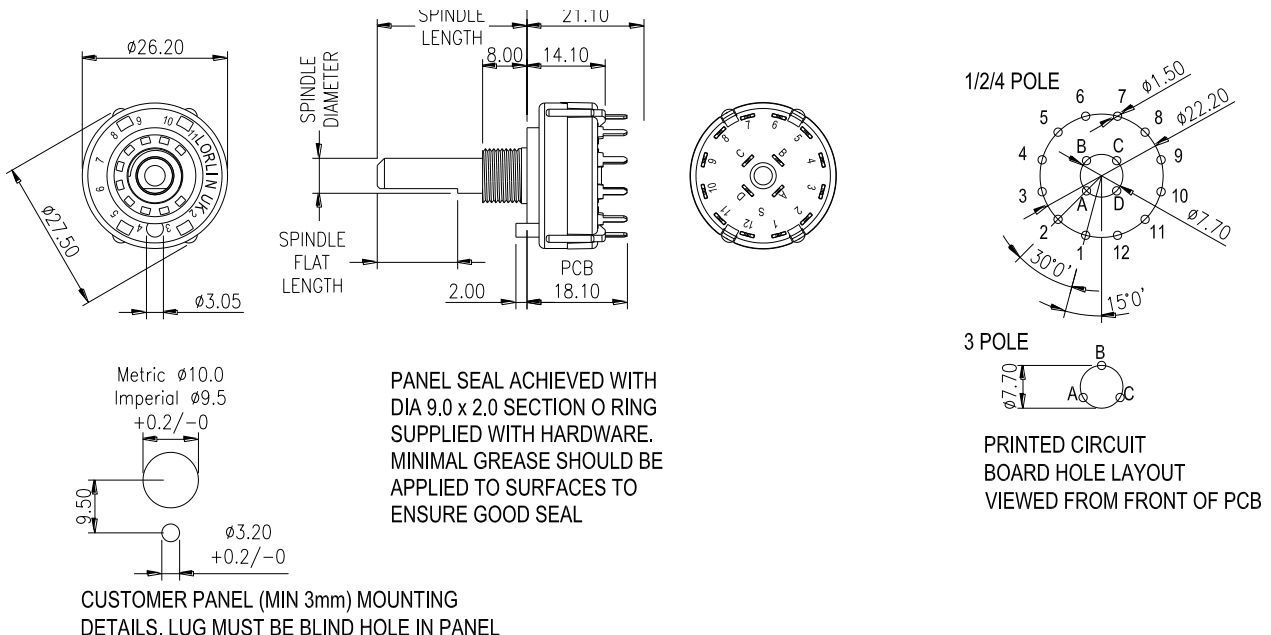
RoHS COMPLIANT



GENERAL FEATURES & OPTIONS

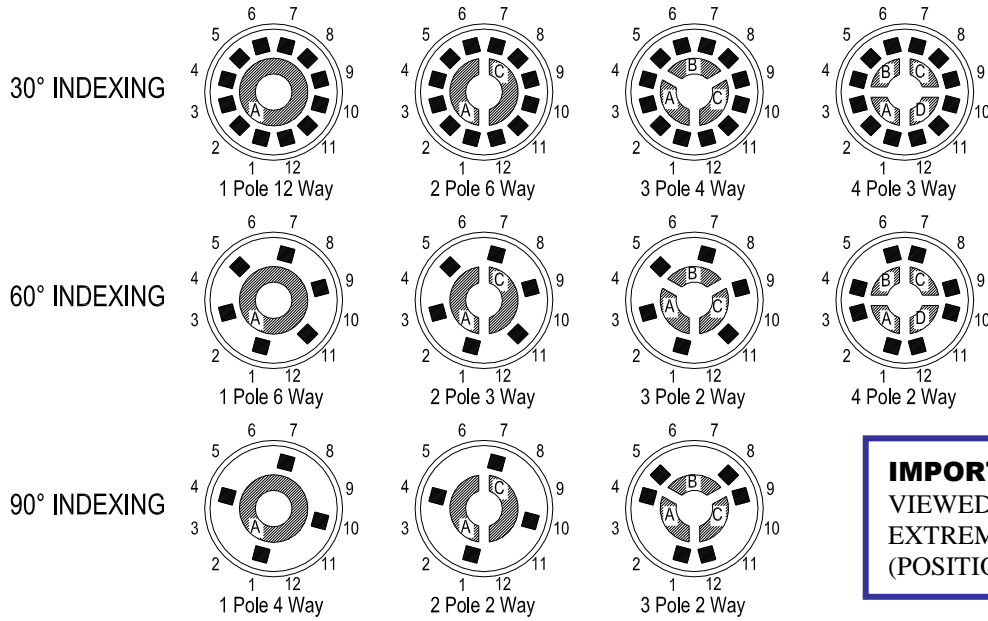
- Made in UK
- Cost effective single wafer switch
- Moulded 27.5mm diameter
- Standard 30° indexing
- Solder or Printed Circuit Board Terminals
- Up to 4 poles per switch
- Maximum 12 positions
- Moulded in UL94 V0 material.
- Optional reinforcement ring.
- Shorting (make before break 30° indexing only) or non shorting (break before make) contacts.
- Special options: 60° or 90° indexing, continuous rotation. Fixed stop, gold flash or gold plated contacts, and spindles with special flats.
- CKS same form, fit & function to the CK range
- Dampened indexing & reduced shaft play gives smooth feel.
- Front panel sealed to IP66 – protected against powerful water jets
- Front panel sealed to IP67 – protected against the effects of temporary immersion in 1 meter of water. (ancillaries required)

CKS ROTARY SWITCH SPECIFICATION SHEET



BASIC TYPES	SPINDLE DIAMETER	SPINDLE LENGTH FROM MOUNTING FACE	8mm LONG BUSH	SPINDLE FLAT LENGTH	ANGLE OF SPINDLE FLAT	SPINDLE FLAT THICKNESS
IMPERIAL	6.35mm	38mm	9.52 x 32TPI	30mm	90°	5.5mm
METRIC	6.00mm	50mm	M10 x 0.75	No Flat	---	---

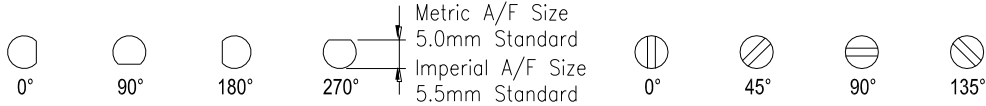
CKS ROTARY SWITCH



IMPORTANT WAFERS FLATS & SLOTS VIEWED FROM THE FRONT OF SWITCH IN EXTREME ANTICLOCKWISE POSITION (POSITION 1)

SPINDLE FLAT ANGLE - AVAILABLE IN 15° INCREMENTS

SCREWDRIVER SLOT - AVAILABLE IN 45° INCREMENTS



ORDERING CODE FOR NON-STANDARD SWITCHES

EXISTING CK PARTS MAY BE ORDERED AS SEALED TYPE BY CHANGING PART NUMBER TO START WITH CKS



SPINDLE LENGTH
FMF IN FULL MM

Index Angles & NO. OF POLES	NO OF WAYS (POSITIONS)	MBB or BBM	Contact Type	Contact Plating	SPINDLE DIAM.	SPINDLE FLAT DEPTH	BUSH DIAM.	LENGTH OF SPINDLE FLAT	ANGLE OF FLAT (°)
A 30° 1Pole	A 2	A BBM	Solder	SILVER	A 6mm	Nil	M10	A 2 N 15	A 0 N 195
B 2	B 3	B MBB*	Solder		B 6mm	5mm	M10	B 3 O No Flat	B 15 O
C 3	C 4	C BBM	PCB		C 6.35mm	Nil	9.52 mm	C 4 P 16	C 30 P 210
D 4	D 5	D MBB*	PCB		D 6.35mm	5.5mm	9.52 mm	D 5 Q 17	D 45 Q 225
E 60° 1Pole	E 6	E BBM	Solder	GOLD PLATE	E 6mm	Nil	M10	E 6 R 18	E 60 R 240
F 2	F 7	F MBB*	Solder		F 6mm	5mm	M10	F 7 S 19	F 75 S 255
G 3	G 8	G BBM	PCB		G 6.35mm	Nil	9.52 mm	G 8 T 20	G 90 T 270
H 4	H 9	H MBB*	PCB		H 6.35mm	5.5mm	9.52 mm	H 9 U 21	H 105 U 285
I 90° 1Pole	I 10	I BBM	Solder	GOLD FLASH	I 6mm	Nil	M10	I 10 V 22	I 120 V 300
J 2	J 11	J MBB*	Solder		J 6mm	5mm	M10	J 11 W 23	J 135 W 315
K 3	K 12	K BBM	PCB		K 6.35mm	Nil	9.52 mm	K 12 X 24	K 150 X 330
Z No Stop	L 12	L MBB*	PCB		L 6.35mm	5.5mm	9.52 mm	L 13 Y 25	L 165 Y 345
								M 14 Z Full	M 180

*30° INDEX ANGLE ONLY

PLEASE COMPLETE THE SPECIFICATION DRAWING IF YOUR DETAILS CANNOT BE FULLFILLED BY USING THE ORDERING CODE

CKS ROTARY SWITCH

STANDARD PART NUMBER

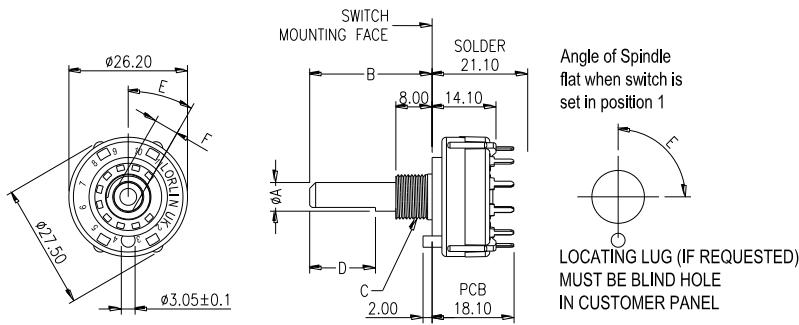
BASIC TYPES	SPINDLE DIAMETER	SPINDLE LENGTH FROM MOUNTING FACE	8mm LONG BUSH	SPINDLE FLAT LENGTH	ANGLE OF SPINDLE FLAT	SPINDLE FLAT THICKNESS
IMPERIAL	6.35mm	38mm	9.52 x 32TPI	30mm	90°	5.5mm
METRIC	6.00mm	50mm	M10 x 0.75	No Flat	---	---

CIRCUITRY AT 30° INDEXING	PLATING FINISH	STANDARD METRIC		STANDARD IMPERIAL	
		Shorting (MBB)	Non-Shorting (BBM)	Shorting (MBB)	Non-Shorting (BBM)
1 POLE 12 POSITION		STOP INCLUDED			
Solder Tag	Silver	CKS1039	CKS1029	CKS1034	CKS1024
	Gold Flash	CKS1508	CKS1503	CKS1516	CKS1520
	Gold Plate	CKS2444	CKS1672	CKS2458	CKS2459
Printed Circuit	Silver	CKS1059	CKS1049	CKS1054	CKS1044
	Gold Flash	CKS1512	CKS1506	CKS1524	CKS1528
	Gold Plate	CKS1475	CKS1312	CKS2460	CKS2461
1 POLE 12 POSITION		NO STOP CONTINUOUS ROTATION			
Solder Tag	Silver	CKS1038	CKS1028	CKS1033	CKS1023
	Gold Flash	CKS1533	CKS1537	CKS1541	CKS1545
	Gold Plate	CKS2445	CKS2446	CKS2462	CKS2463
Printed Circuit	Silver	CKS1058	CKS1048	CKS1053	CKS1043
	Gold Flash	CKS1534	CKS1538	CKS1542	CKS1546
	Gold Plate	CKS2447	CKS2448	CKS2464	CKS2465
2 POLE 6 POSITION		STOP INCLUDED			
Solder Tag	Silver	CKS1040	CKS1030	CKS1035	CKS1025
	Gold Flash	CKS1509	CKS1496	CKS1517	CKS1521
	Gold Plate	CKS2449	CKS1726	CKS2466	CKS2467
Printed Circuit	Silver	CKS1060	CKS1050	CKS1055	CKS1045
	Gold Flash	CKS1513	CKS1473	CKS1525	CKS1529
	Gold Plate	CKS2450	CKS1850	CKS2468	CKS2469
2 POLE 6 POSITION		NO STOP CONTINUOUS ROTATION			
Solder Tag	Silver	CKS1114	CKS1118	CKS1120	CKS1121
	Gold Flash	CKS1535	CKS1539	CKS1543	CKS1547
	Gold Plate	CKS2451	CKS2452	CKS2470	CKS2471
Printed Circuit	Silver	CKS1119	CKS1113	CKS1122	CKS1089
	Gold Flash	CKS1536	CKS1540	CKS1544	CKS1548
	Gold Plate	CKS2453	CKS2454	CKS2472	CKS2473
3 POLE 4 POSITION		STOP INCLUDED			
Solder Tag	Silver	CKS1041	CKS1031	CKS1036	CKS1026
	Gold Flash	CKS1510	CKS1504	CKS1518	CKS1522
	Gold Plate	CKS2455	CKS1577	CKS2474	CKS2475
Printed Circuit	Silver	CKS1061	CKS1051	CKS1056	CKS1046
	Gold Flash	CKS1514	CKS1500	CKS1526	CKS1530
	Gold Plate	CKS2456	CKS1952	CKS2476	CKS2477
4 POLE 3 POSITION		STOP INCLUDED			
Solder Tag	Silver	CKS1042	CKS1032	CKS1037	CKS1027
	Gold Flash	CKS1511	CKS1505	CKS1519	CKS1523
	Gold Plate	CKS1673	CKS1822	CKS2478	CKS2479
Printed Circuit	Silver	CKS1062	CKS1052	CKS1057	CKS1047
	Gold Flash	CKS1515	CKS1507	CKS1527	CKS1531
	Gold Plate	CKS2457	CKS1953	CKS2480	CKS2481

CKS ROTARY SWITCH

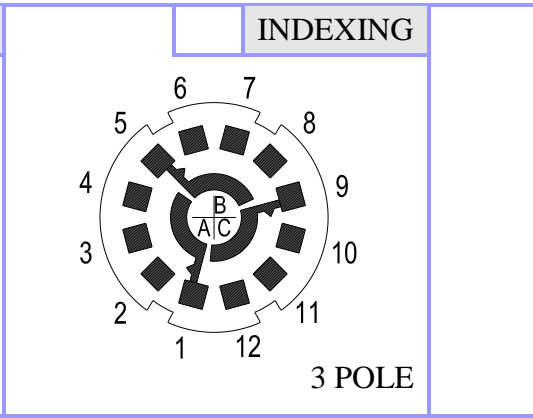
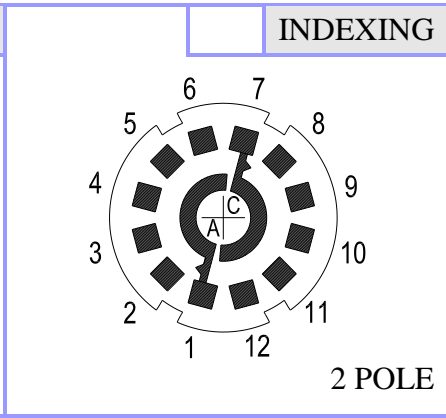
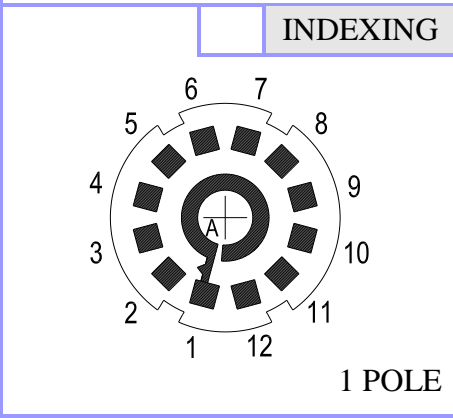
SPECIFICATION

CUSTOMER TO COMPLETE OR DELETE AS RE



	A	B	
IMPERIAL	$\phi 6.35$		
METRIC	$\phi 6.00$		

	D	E	
IMPERIAL			
METRIC			



POSITIONS					POSITIONS					POSITIONS					POSITION
MBB	BBM	SOL	PCB	MBB	BBM	SOL	PCB	MBB	BBM	SOL	PCB	PCB	MBB		

IMPORTANT! WAFERS FLATS & SLOTS VIEWED FROM THE FRONT OF SWITCH IN EXTREME ANTICLOCKW

SPECIAL REQUIREMENTS

OPTIONS Stops are adjustable 2-12 positions. Continuous rotation (No Stops) available. Make before break (M) available. Solder Tag (SOL) or PCB pin (PCB) – indicate on wafer.

CUSTOMER: _____ DATE: _____ CUSTOMER: _____

X-ON Electronics

Largest Supplier of Electrical and Electronic Components

Click to view similar products for [Lorlin manufacturer](#):

Other Similar products are found below :

[WRL-5-M-S-2](#) [CK2395](#) [CK1055](#) [CKL6014](#) [CK1457](#) [CK2376](#) [MTS-11-80](#) [CK1455](#) [WRL-5-E-S-2](#) [WRLM-5-T-S](#) [WRLM-5-S-S](#) [CKS1027](#)
[CK2425](#) [SRL-5-L-S-2](#) [CK1034](#) [SRL-5-L-D-2](#) [SKL-12-B-D-2](#) [CK2368](#) [BCK1004](#) [CK2441](#) [RMS1100](#) [CK1044](#) [CK1590](#) [DSL-6-D-S](#) [SRL-](#)
[5-D-S-2](#) [CK1035](#) [BCK1001](#) [GCK1022](#) [CK2404](#) [GCK1023](#) [IRL-5-K-S-2](#) [WRLM-5-Q-S](#) [GCK1026](#) [406817F](#) [WRL-5-M-D-2](#) [IRL-5-M-D-2](#)
[CK2374](#) [BCK1019](#) [CK2396](#) [MDST-1-10K-W-ESA-N-1-N-Y](#) [BCK1006](#) [BCK1020](#) [MDST-1-220K-W-ESA-N-1-N-Y](#) [IRL-5-M-S-2](#) [CK1592](#)
[CKF1059](#) [CKAEAA1500](#) [CK1451](#) [CK1057](#) [CK1042](#)