

ezEX-RJ45® Termination System

ezEX-RJ45® Connectors

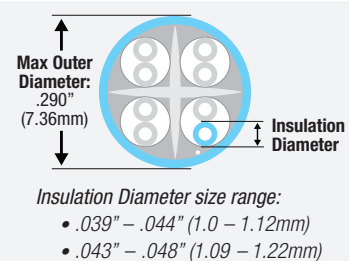


EXO™ Crimp Frame + EZ-RJ45® Die terminates EZ-RJ45® Connectors

In today's networks, twisted pair cables are demanding more speed and bandwidth. To help meet these requirements, Cat5e/6/6A cables have increased in size. Both the outer diameter of the cable and the insulation diameter of the conductors are larger and vary by manufacturer, making cable and connector compatibility a challenge. The new patented **ezEX-RJ45® Termination System** is the solution — providing greater cable to connector compatibility to meet higher performance demands. The ezEX-RJ45® connectors feature a unique integrated Hi-Lo stagger load bar and allows 'big' conductors to pass through the front end of the connector making it easy to verify the wiring sequence before terminating.

ezEX-RJ45® Connectors

- Simple one piece/pass through design, no bars or liners
- Rated up to 10 Gigabit for superior performance
- Works with solid or stranded conductors from 24-22 AWG
- FCC, RoHS 2 & UL compliant
- Made in USA



Ordering Information:

| Connectors | Insulation Diameter (Conductor) Range | Max Outer Diameter | P/N | Package Quantity |
|------------|---------------------------------------|--------------------|---------|------------------|
| ezEX™44 | .039" – .044" (1.0 – 1.12mm) | .290" (7.36mm) | 202044J | 100 pcs/Jar |
| ezEX™48 | .043" – .048" (1.09 – 1.22mm) | .290" (7.36mm) | 202048J | 100 pcs/Jar |

EXO™ Crimp Frame and EXO Die™

- Single cycle crimp and flush trim
- EXO Die™ is easily interchangeable
- Reversible EXO Die™ for ambidextrous operation
- Connectors lock into tool for correct positioning during crimp
- Push button lock for easy storage
- Ergonomic comfort grip TPR handles

Ordering Information

| Product | P/N | Compatible Connectors |
|------------------------------------|---------|-----------------------|
| EXO™ Crimp Frame with EXO-EX Die | 100061C | ezEX-RJ45® Connectors |
| EXO-EX Die only | 100071C | ezEX-RJ45® Connectors |
| EXO™ Crimp Frame with EZ-RJ45® Die | 100062C | EZ-RJ45® Connectors |
| EZ-RJ45® Die only | 100072C | EZ-RJ45® Connectors |

More EXO Dies Coming Soon

California, USA

Phone: 805.384.2777/800.749.5783 • Fax: 800.749.5784

platinumtools.com




We Make Connections EZ!™



User Guide

Prep and Crimping ezEX-RJ45® Connectors

1. Remove cable jacket leaving 1" to 1 1/2" of conductors. If there is a pair separator, remove it by cutting flush at the end of the cable.
2. Untwist all 4 pairs and comb out all twists so conductors can lay side by side with no gaps. Configure your pairing to the T568 A or B. See chart below.
3. Cut all 8 ends even, insert into rear of connector, and push through and out the front end.
4. Insert prepped connector into the EXO Die™ and



listen for the 'click'. It is now 'locked' in and ready to be crimped. Squeeze handles together slowly until they come to a stop. Release, unlock the connector and remove from the EXO Die.

Ready to use




T568A/T568B Wiring Chart

| Wire | 1 | 2 | 3 | 4 | 5 | 6 | 7 | 8 |
|-------|-----|---|-----|----|------|---|------|----|
| T568A | W/G | G | W/O | BL | W/BL | O | W/BR | BR |
| T568B | W/O | O | W/G | BL | W/BL | G | W/BR | BR |

Using the EXO™ Crimp Frame

5. **To Unlock** squeeze handles together and hold, pushing the lock button on the back side all the way through to the front side and release the handles. The tool will now open.
6. **To Lock** squeeze handles together and hold, pushing the lock button on the front side all the way through to the back side and release handles. The tool is now in closed/locked position.
7. **Removing EXO Die™** Using both thumbs (see 7.1), simultaneously push in the locking tabs (see 7.2), and while holding in place, push the EXO Die toward and out the backside of the EXO Crimp Frame. Keep die set parallel to the frame to prevent jamming (see 9).
8. **Replacing EXO Die™** Same as removing the die set BUT in reverse.
9. Keep die set parallel to frame to prevent jamming for both removing or replacing.



For more information

California, USA
 Phone: 800.749.5783 • Fax: 800.749.5784
www.platinumtools.com

We Make Connections EZ!™

X-ON Electronics

Largest Supplier of Electrical and Electronic Components

Click to view similar products for [PLATINUM TOOLS](#) manufacturer:

Other Similar products are found below :

[15020C](#) [12515](#) [16801C](#) [90170](#) [10531C](#) [106188J](#) [105 004](#) [706BL-1](#) [28038J](#) [17059C](#) [T130K3](#) [12100C](#) [11008](#) [90173](#) [600WH-25](#) [18002](#)
[18039](#) [18042](#) [90160NW](#) [TCC200](#) [T138](#) [10711C](#) [660-12C6](#) [18012](#) [28001J](#) [TAR104](#) [TCC220](#) [10503](#) [106148J](#) [100028C](#) [202044J](#) [13109C](#)
[15010C](#) [725BL-50](#) [T139](#) [706BL-40](#) [15005C](#) [28006J](#) [TP500C](#) [100 011C](#) [13157C](#) [100035C](#) [100054SBL-10C](#) [19002C](#) [19101](#) [10200C](#)
[10500C](#) [JH64AC-25](#) [18312](#) [TG210C](#)