

FCC WARNINGS

- Warning: Changes or modifications to this unit not expressly approved by the party responsible for compliance could void the user's authority to operate the equipment.

NOTE: This equipment has been tested and found to comply with the limits for a Class B digital device, pursuant to Part 15 of the FCC Rules. These limits are designed to provide reasonable protection against harmful interference in a residential installation. This equipment generates, uses, and can radiate radio frequency energy and, if not installed and used in accordance with the instructions, may cause harmful interference to radio communications. However, there is no guarantee that interference will not occur in a particular installation. If this equipment does cause harmful interference to radio or television reception, which can be determined by turning the equipment off and on, the user is encouraged to try to correct the interference by one or more of the following measures:

- Reorient or relocate the receiving antenna.
- Increase the separation between the equipment and receiver.
- Connect the equipment into an outlet on a circuit different from that to which the receiver is connected.
- Consult the dealer or an experienced radio/TV technician for help.

ADDITIONAL WARNINGS

- **WARNING:** To prevent fire or shock hazards, do not expose this unit to rain or moisture.
- **WARNING :** Where the mains plug or appliance coupler is used as the disconnect device, such disconnect device shall remain readily operable.
- Lithium batteries, like all rechargeable batteries, are recyclable and should be recycled or disposed of according to state and local guidelines. They should never be disposed of in normal household waste, and they should never be incinerated, as they might explode. Contact your local government for disposal or recycling practices in your area.
- **WARNING:** This product may contain chemicals known to the State of California to cause birth defects, or other reproductive harm (California Prop 65). Wash hands after handling.
- This product meets and complies with all Federal regulations.
- **To avoid hearing damage,** make sure that the volume on your music player is turned down before connecting your headphones. After placing headphones in/on your ears, gradually turn up the volume until you reach a comfortable listening level.

International Support

To download this User's Guide in English, Spanish, or French, or to get answers to frequently asked questions, visit the support section at:

www.iLiveElectronics.com

Para descargar este Manual del Usuario en Inglés, Español y Francés, o para obtener respuestas a preguntas frecuentes, visite la sección de apoyo en:

www.iLiveElectronics.com

Pour télécharger ce guide de l'utilisateur en Anglais, Espagnol ou Français, ou pour obtenir des réponses à des questions fréquemment posées, consultez la rubrique d'assistance sur:

www.iLiveElectronics.com

Contact Information

Website: www.iLiveElectronics.com

Email Support: prodinfo@dpiinc.com

Email Parts: partsinfo@dpiinc.com

Phone Support: 1-888-999-4215

Warranty

For Warranty Information and the most up-to-date version of this User's Guide, go to:
www.iLiveElectronics.com.



***Protect for Today
Sustain for Tomorrow***

Specifications are subject to change without notice.

Copyright © 2016 Digital Products International (DPI, Inc.)

All other trademarks appearing herein are the property
of their respective owners.



Wireless Stereo Earbuds

User's Guide for Model IAEB26-1575-01

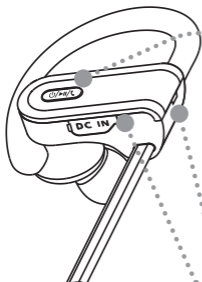
Features

- Supports Bluetooth
- Wireless range: 60 feet
- Supports profile A2DP (Advanced Audio Distribution Profile)
- On ear controls
- Built-in microphone
- Micro-USB port for battery recharge
- DC battery power: built-in rechargeable lithium ion battery
- Battery life: approx. 4 hrs at 100% volume
6 hrs at 50%

Includes

- 3 pairs of eartips: 1 small, 1 medium, 1 large
- Micro-USB to USB charging cable

Overview & Controls



Power / Pair / Play / Pause / Speakerphone

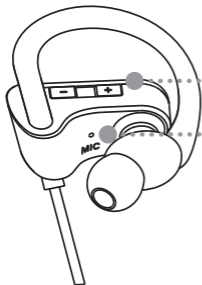
Press and hold to power ON or OFF.

Press to play or pause audio.
Press to answer incoming phone call.

Indicator LED

DC Power Input

Use with USB charging cable (included).



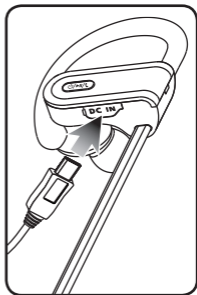
Volume Up/Down

Microphone

Battery Power

Initial charge time is approximately 2 hours. Charge fully before use.

1. Using a **Micro-USB to USB** cable (included), connect to the USB port of a powered on computer or USB power adaptor (not included) to charge the unit.



Indicator LED

Status	Indicators
Power On	Flashing blue light
Low Battery	Flashing red light
Charging	Red light
Finished Charging	Blue light
Pairing Wireless	Flashing red and blue lights

Pairing a Bluetooth Device

If your device should become unpaired, or you find it is unable to connect normally, repeat the steps below.

1. Power on the unit by pressing and holding the **Play/Pause/Speakerphone/Pair** button for **4 seconds**. *When pairing, remain within 3 feet of the unit.*
2. Using the controls on your Bluetooth device, select **IAEB26** in your Bluetooth settings to pair. *If your device requests a password, enter the default password **0000**.*
3. Refer to the user's manual for your specific device for instructions on pairing and connecting Bluetooth devices. After initial pairing, the unit will stay paired unless unpaired manually by the user, or erased due to a reset of the device.

Playing Audio Wirelessly

1. Use the controls on the connected Bluetooth device to **select and begin playing** an audio track. *Audio from the connected Bluetooth device should now be heard through the earbuds.*
2. To play or pause audio, press the **Play/Pause** button, or use the controls on the connected Bluetooth device.

Using the Speakerphone

1. To accept a call, press the **Speakerphone** button, or use the controls on the connected phone.
2. To end a call, press the **Speakerphone** button, or use the controls on the connected phone.
3. To re-dial the last dialed number, press the **Speakerphone** button twice.

X-ON Electronics

Authorized
Distributor

*Click to view similar
products for [ILIVE](#)
manufacturer.*

Other Similar products
are found below :

IAEB26B IAEB6B

IAEV17B IAHB6B

X-ON Electronics

Largest Supplier of Electrical and Electronic Components

Click to view similar products for [ILIVE](#) manufacturer:

Other Similar products are found below :

[IAEB6B](#)