

8 or 16 Channel Universal Input Touch Screen Data Logger



OM-DAQXL



OM-DAQXL shown smaller than actual size.

Stylus (included).

- ✓ 7" Touch Screen TFT Display
- ✓ 8 or 16 Analog Channel Inputs
- ✓ 8 or 16 Virtual (Math) Channels
- ✓ 8 Digital I/O (4 Inputs, 4 Outputs)
- ✓ Measures Voltage, Current, Thermocouples, RTDs, Thermistors, Strain Gage, Frequency and Pulse
- ✓ 24-Bit Analog Input Resolution
- ✓ Fast Sampling Rate—125 Samples/Sec (1 Channel)
- ✓ 4 Alarm Outputs
- ✓ Large Data Storage: 1 GB Internal Memory, 32 GB SD Card or 32 GB USB Drive
- ✓ USB Device (PC Communication) and USB Host (USB Drive, Mouse, etc.)
- ✓ Powers from Rechargeable Lithium-Ion Battery and/or AC Adaptor
- ✓ Protective Rubber Boot
- ✓ Benchtop or Wall Mount Enclosure Design

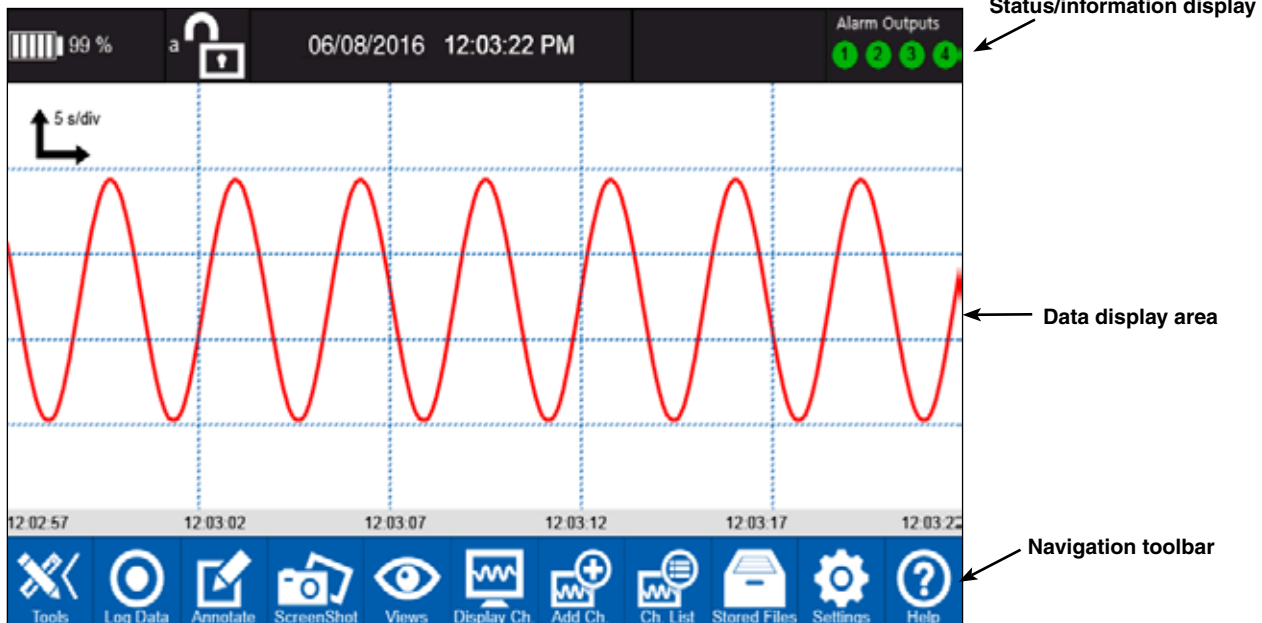
OM-DAQXL is an 8 or 16 channel analog input portable data logger with a 7 inch resistive touch color display. All inputs are programmable and can be configured for millivolts, volts, milliamps, thermocouple, RTD, thermistor, strain gauge, or frequency. All the menus, selections, and configurations can be done from the display touch screen. The unit also has 4 digital inputs, 4 digital outputs, 4 alarm outputs, one USB host port and one USB device port. The unit also has 3 LEDs for different indications (Power, Alarm and Logging).

The OM-DAQXL comes complete with protective rubber boot, rechargeable lithium ion battery, 32 GB SD card, one plastic stylus, 1 GB USB thumb drive, 1.8 m (6') USB cable, 1.8 m (6') digital I/O cable, alarm/excitation terminal block, universal AC adaptor, screwdriver, quick start guide, set of 5 PTFE insulated Type K thermocouples, set of 5 ferrites to install on the thermocouple inputs (for noise reduction) and crimp-on ground lug. The unit can be wall mounted using the provided keyhole mount or operated on a bench using the tilt stand.



Home Screen


The home screen is the main screen of the data logger's user interface. It is divided into 3 distinct sections as shown below.



Line graph display.

Digital Display View

Status/Information Display: This status bar provides information such as Battery Charge percentage, System Clock (displays current Time & Date), Lock/Unlock data logger, status of the 4 Alarm Outputs, and Logging Mode indication.



Digital display.

Data Display Area: This is the area where different inputs (up to 4 Channels) are displayed vs. time. The data is displayed in 4 different ways: Waveform, Waveform & Table, Table only, and Digital. In the Digital view, each channel name and number are displayed along with the value.

Navigation Toolbar: This toolbar provides access to all the functions and menus of the data logger. You can extend or retract the toolbar by pressing the Tool button. The following flow chart shows all the functionalities of the buttons of the toolbar.



The OM-DAQXL comes complete with hard carrying case, protective rubber boot, rechargeable lithium ion battery, 32 GB SD card, one plastic stylus, 1 GB USB thumb drive, 1.8 m (6') USB cable, 1.8 m (6') digital I/O cable, alarm/excitation terminal block, universal AC adaptor, screwdriver, quick start guide, set of 5 PTFE insulated Type K thermocouples, set of 5 ferrites to install on the thermocouple inputs (for noise reduction) and crimp-on ground lug. Not all items shown. See User Guide for instructions on installing ferrites on the thermocouple inputs.

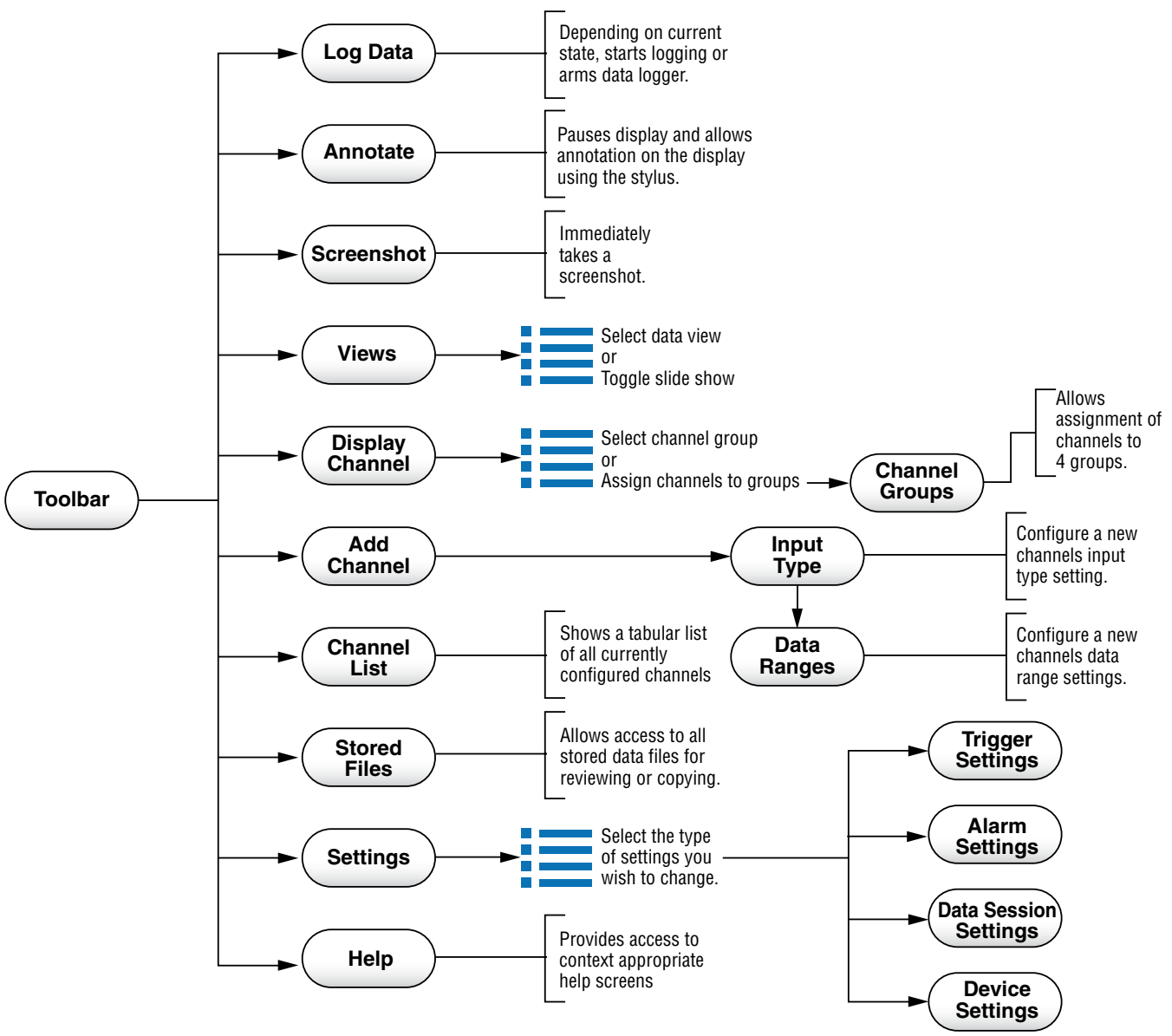
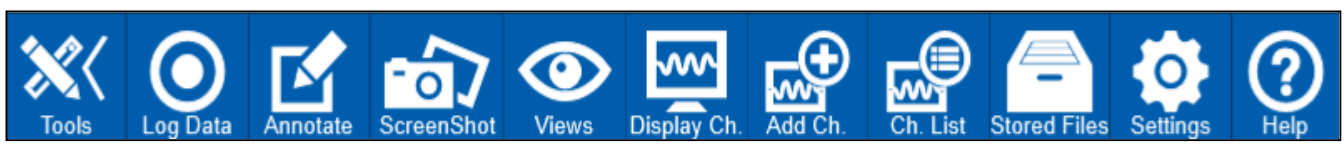


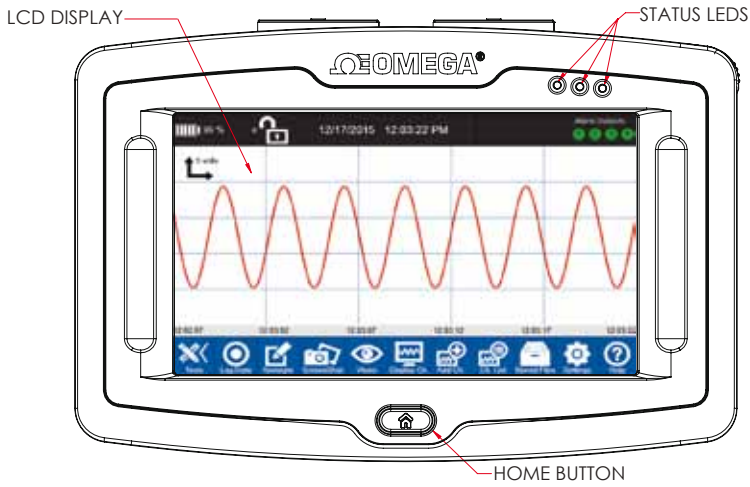
OM-DAQXL shown smaller than actual size.

Standalone Operation

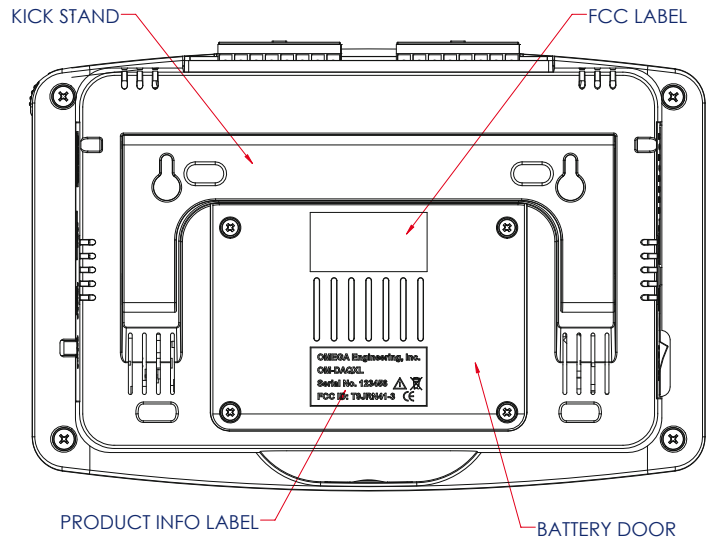
The OM-DAQXL's touch screen user interface (UI) makes configuring the data logger for operation straight forward and simple. Recorded data files can easily be reviewed and analyzed on the OM-DAQXL. For data analysis on a computer, simply transfer the data file from the SD card or USB thumb drive to the PC and open the selected data file into Excel® or other data analysis software.

Toolbar Flowchart

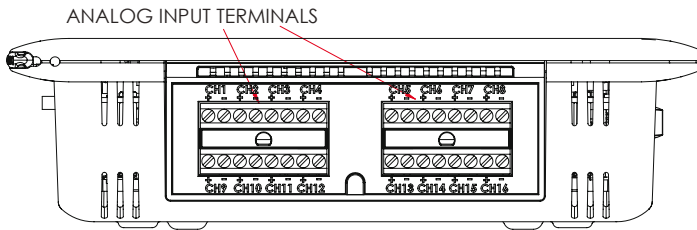




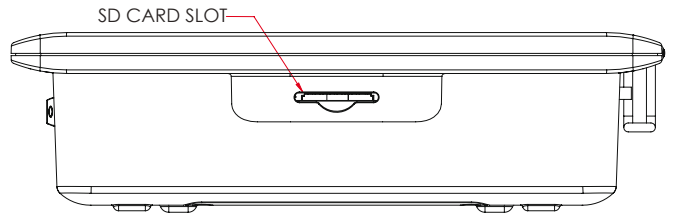
Front view, OM-DAQXL



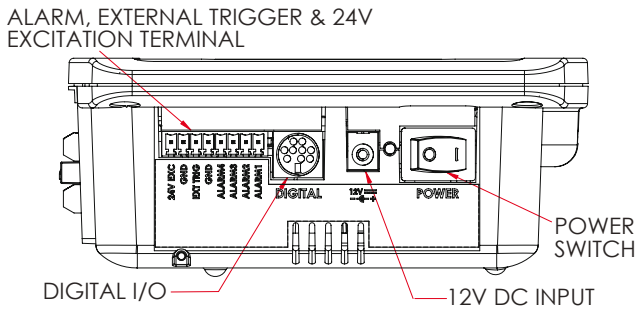
Back view, OM-DAQXL



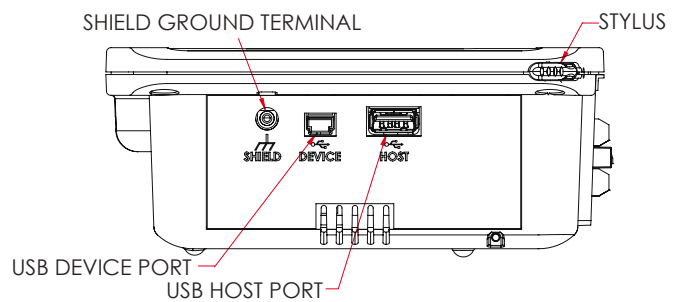
Top view, OM-DAQXL



Bottom view, OM-DAQXL



Left side view, OM-DAQXL



Right side view, OM-DAQXL



Specifications

Screen: 7 inch, TFT, resistive touch comes with plastic stylus

Rubber Boot: Black

Analog Input Type: Thermocouple, thermistor, RTD, strain gauge, DC voltage, DC current

Digital Input Type: Pulse/Frequency

Thermocouple Types: J, K, T, E, R, S, B, C, N

T/C Type	Range (°C)	Range (°F)
J	-200 to 1100°C	-328 to 2012°F
K	-200 to 1370°C	-328 to 2300°F
T	-200 to 400°C	-328 to 752°F
E	-200 to 1000°C	-328 to 1832°F
R	0 to 1760°C	32 to 3200°F
S	0 to 1760°C	32 to 3200°F
B	500 to 1820°C	932 to 3308°F
C	0 to 2315°C	32 to 4200°F
N	-100 to 1300°C	-148 to 2372°F

T/C Type	Measurement Accuracy
J	±(0.15% of reading + 1.1°C)
K	
T	
E	±(0.15% of reading + 1.7°C)
N	
R	
S	±(0.15% of reading + 2.0°C)
B	
C	

Frequency/Pulse Input: 0 to 250 KHz

Frequency Accuracy: ±2 Hz

Strain Gauge Type: 100Ω full bridge, 350 Ω full bridge

Strain Gauge Excitation: 5V, 10V

Sampling Rate: 125 s/sec (Max) to 1 s/hour (Min)

Maximum Sampling Rate per Number of Channels (Analog and Digital):

1 Channel: 125 s/sec

2 Channels: 50 s/sec

4 Channels: 25 s/sec

8 Channels: 10 s/sec

16 Channels: 5 s/sec

Logging Rate: 125 s/sec (Max) to 1 s/hour (Min)

Maximum Logging Rate per Number of Channels (Analog and Digital):

1 Channel: 125 s/sec

2 Channels: 50 s/sec

4 Channels: 25 s/sec

8 Channels: 10 s/sec

16 Channels: 5 s/sec

Excitation to Power External Transmitter: 24 Vdc @ 50 mA output-set in data session setting

Filter Options: Per channel selectable moving average filter: None, 2, 5, 10, 20 or 50 samples

Number of Samples for Moving Average Filter per Channel: Up to 50 samples

Math (Virtual) Channels: 8 or 16

Digital Inputs: 4 Schmitt trigger based inputs

Range: 0 to 24 Vdc single-ended

Logic High Threshold: 2.5V

Logic Low Threshold: 1.5V

Digital Outputs: 4 channels, open collector, 5V @ 50 mA

Thermistor Type	
Thermistor Type	2252Ω/10 KΩ
Range (2252Ω)	-30 to 150°C (-22 to 302°F)
Range (10 KΩ)	-5 to 150°C (23 to 302°F)
Resolution	0.1°C
Accuracy	±1°C

RTD Types	
2-, 3- or 4-Wire RTD Sensor Standard	Lead wire compensation
2-, 3- or 4-Wire RTD Sensor Standard	Pt 100, Pt 500, Pt 1000 (0.00385 curve)
2-, 3- or 4-Wire RTD Sensor Standard	Pt 100, Pt 500, Pt 1000 (0.00392 curve)
Range (0.00385 curve)	-200 to 850°C (-328 to 1562°F)
Range (0.00392 curve)	-200 to 660°C (-328 to 1220°F)
Accuracy	±(0.25% of reading +1°C)
Resolution	0.1°C

DC Voltage Input		
Voltage Range	Measurement Range	Accuracy
50 mV	-50 to 50 mV	±0.1% of FS
100 mV	-100 to 100 mV	
1V	-1.00 to 1.00V	
5V	-5.00 to 5.00V	
10V	-10.00 to 10.00V	
20V	-20.00 to 20.00V	
50V	-50.00 to 50.00V	

DC Current Input		
Current Range	Measurement Range	Accuracy
20 mA	-20 to 20 mA	±0.1% of FS

Alarm Output: 4, Open collector, 30V @ 500 mA

Alarms per Channel: Two

Alarm Types: High, low, windows in, windows out, open sensor

Alarm Latching: Settable in alarm menu

On Alarm Event: Map to 4 alarm outputs, take screen shot, sound buzzer

Logging Conditions: On command or based on trigger conditions

Start and Stop Trigger Conditions: Timer, date and time, weekday and time, alarm output, external trigger

Memory:

Internal: 1 GB

SD Card: 32 GB

USB Drive: 32 GB

USB Ports: One host and one device

Battery: Rechargeable lithium-ion; 7.2V @ 4.8 Ah

Battery Life: 4 to 8 hours based on display setting

DC Adaptor: 12 Vdc @ 5A

Operating Environment: 0 to 50°C (32 to 122°F), 0 to 95% RH non-condensing

General Dimensions: 28.6 L x 15.24 H x 6.35 cm D (9 x 6 x 2.5")

Weight: 1.13 kg (2.5 lbs)

Note: Measurement accuracy is at room temperature after 30 minutes of warm-up.



OM-DAQXL with protective rubber boot removed (included). Shown smaller than actual size.



Country Code	AC Power Cord Included
NA	North America
UK	UK
EU	Europe
CN	China
JP	Japan
KR	Korea
SEA	Southeast Asia
SAA	Australia
SN	Singapore
BR	Brazil
MX	Mexico



OMEGACARESM extended warranty program is available for models shown on this page. Ask your sales representative for full details when placing an order. OMEGACARESM covers parts, labor and equivalent loaners.

To Order	
Model	Description
OM-DAQXL-1-*	8-channel touch screen data logger with USB host/device
OM-DAQXL-2-*	16-channel touch screen data logger with USB host/device

* Insert country code.

Comes complete with hard carrying case, protective rubber boot, 32 GB SD card, 1 GB USB thumb drive, 1.8 m (6') USB cable, 1.8 m (6') digital I/O cable, alarm/excitation terminal block, universal AC adaptor, screwdriver, quick start guide, set of 5 PTFE insulated Type K thermocouples and crimp-on ground lug.

Ordering Example: OM-DAQXL-1-NA, 8-channel touch screen data logger with USB host/device and OCW-1, OMEGACARESM extends standard 1-year warranty to a total of 2 years.

Accessories

Model No.	Description
OM-DAQXL-RB	Spare rubber boot
SD32GB	Spare 32 GB SD card
OM-DAQXL-USB	Spare USB cable, 1.8 m (6')
OM-DAQXL-CABLE6	Spare digital I/O cable, 1.8 m (6')
OM-DAQXL-TB8	Spare alarm/excitation terminal block
5TC-TT-K-20-36	Spare set of 5 Type K thermocouples with stripped leads
PT-USB-1	Spare 1 GB thumb drive
OM-DAQXL-RF	Spare ferrite for thermocouple input
OM-DAQXL-ADAPTOR-*	Spare 12 Vdc, 5A power adaptor
OM-DAQXL-BATTERY	Spare rechargeable battery pack
OM-DAQXL-STYLUS	Spare stylus

* Insert country code

X-ON Electronics

Largest Supplier of Electrical and Electronic Components

Click to view similar products for [Omega manufacturer](#):

Other Similar products are found below :

[DPG409-100DWU](#) [OM-DAQXL-1-NA](#) [CASS-116U-12](#) [DH-1-20-J-12](#) [GG-J-24-SLE-1000](#) [HPC-AU-P](#) [HPC-IR-P](#) [JMQSS-062U-6](#) [KHSS-18G-RSC-12](#) [KHXL-18G-RSC-12](#) [KMQIN-125U-6](#) [KMQXL-125G-12](#) [KMQXL-125U-6](#) [KQSS-18G-6](#) [KQXL-14U-36](#) [KQXL-18G-12](#) [KQXL-18U-12](#) [NB1-CAXL-14U-12](#) [NB3-CAXL-14U-18](#) [P-M-1/10-1/4-6-0-P-3](#) [PX309-015A5V](#) [PX309-1KGI](#) [PX309-10KGV](#) [PX309-100AI](#) [PX309-100AV](#) [PX309-100GI](#) [PX309-100GV](#) [PX309-3KG5V](#) [PX319-V050G5V](#) [PX319-005AI](#) [PX319-050A5V](#) [PX319-050GI](#) [PX319-10KGI](#) [PX319-100GV](#) [PX319-2KGI](#) [PX319-200AV](#) [PX319-200A5V](#) [PX319-300G5V](#) [PX319-5KG5V](#) [PX319-500G5V](#) [PX319-7.5KGI](#) [PX319-7.5KG5V](#) [PX329-1KG5V](#) [PX329-10KGI](#) [PX329-2KGI](#) [PX409-015DWUI](#) [PX409-015VUSBH](#) [PX409-015VV](#) [PX409-050A5V](#) [PX409-10WDWU5V](#)