

HEAVY-DUTY INDUSTRIAL TRANSMITTER

STANDARD AND METRIC MODELS

Unique Dual 1/2 and 1/4 NPT Fitting
4 to 20 mA Output
0-10 to 0-30,000 psi-Standard Models
0-0.7 to 0-2000 bar-Metric Models

1 bar = 14.5 psi
 1 kg/cm² = 14.22 psi
 1 atmosphere = 14.7 psi = 29.93 inHg = 760.2 mmHg = 1.014 bar

STANDARD
 PX41T0-100GI,
 shown smaller than
 actual size.

METRIC
 PXM41MC6-006BARGI,
 shown actual size.

PX41/PXM41 Series



- ✓ FM Approved for Hazardous Locations Optional on Select Models
- ✓ MSHA Approved Version Available
- ✓ All Stainless Steel Construction
- ✓ Sealed SS Case for Harsh Environments

OMEGA's PX41/PXM41 Series consists of high-accuracy, low-cost pressure transmitters. Their sealed, all stainless steel construction makes them suitable for the harshest environments. They are

available in gage, absolute, or sealed gage models. Ten feet of PVC insulated shielded cable is standard, or a twist-lock 6 pin connector is also available. A wide selection of amplified voltage and current outputs makes the PX41/PXM41 a truly versatile family of industrial transmitters.

SPECIFICATIONS

4 to 20 mA Output

Excitation: 10 to 40 Vdc
Output: 4 to 20 mA ($\pm 10\%$ adj)
Zero Balance: 4 mA +10% -2% adj

Agency Approvals:
 Must be specified at time of order

FM Hazardous Location:
 S/I/1/ABCD optional. Available on absolute pressure and sealed gage units with cable termination. Must be specified at time of order.

MSHA: Mine Safety and Health Administration—optional. Must be specified at time of order.

Accuracy: 0.25% linearity, hysteresis and repeatability combined

Sensing Element: 4-active-arm bridge with hermetically sealed thick-film strain gages

Operating Temp Range: -47 to 121°C (-50 to 250°F)

Compensated Temp Range: 16 to 71°C (60 to 160°F)

Thermal Effects:
Span: 0.003% rdg/°F
Zero: 0.005% FSO/F

Proof Pressure: 150% of rated pressure

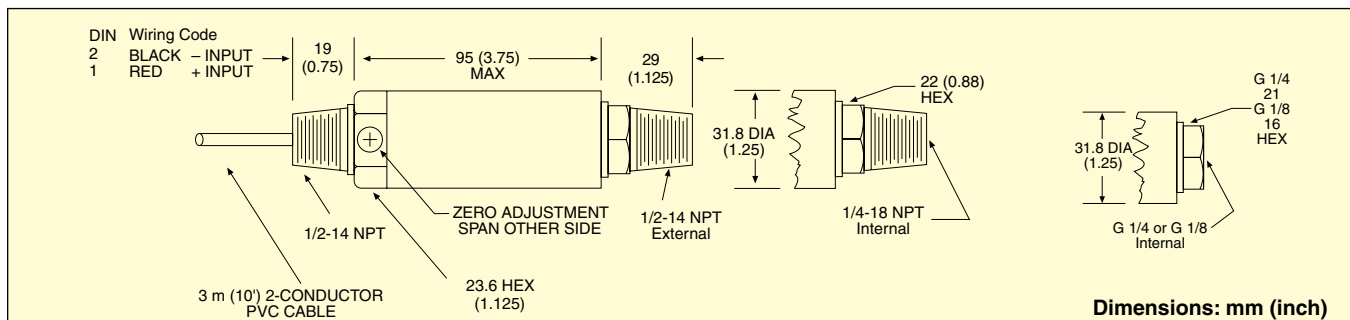
Burst Pressure: 300% of rated pressure

Wetted Parts: 17-4 PH and 316 SS

Pressure Port: <10,000 psi 1/2-14 NPT external and 1/4-18 NPT internal
 10,000 F250C autoclave 3/8-18 thread

Electrical Connection: Shown: 3 m (10'), 2-conductor, PVC insulated cable. Also available: PTIH-10-6P connector. Mating connector (sold separately) PT06F10-6S

Units with FM option do not have external zero or span.



HEAVY-DUTY INDUSTRIAL TRANSMITTER



CURRENT OUTPUT
PRESSURE TRANSDUCERS
B

STANDARD CUSTOM CONFIGURATIONS

PX41 SERIES	PRESSURE PORT [1]	ELECTRICAL CONNECTION [2]	RANGE (psi) [3]	UNITS [4]	OUTPUT [5]	OPTIONS [6]
C = 1/4-18 NPT-M			010	A,G,S	5T = 0 to 5 Vdc output 10V = 0.5 to 10.5 Vdc output 10T = 0 to 10 Vdc output I = 4 to 20 mA output	FM FM Hazardous Location 4 to 20 mA output "S" or "A" pres. only; no zero or span adjustments MSHA Mine Safety and Health Admin. 0.5 to 5.5 V or 4 to 20 mA output. OX Cleaned for Oxygen use ()ft = Optional cable length in feet
D = 1/4-18 NPT-F, no charge			015	A,G,S		
T = Dual 1/2-14 NPT external			020	A,G,S		
1/4-18 NPT internal			025	A,G,S		
K = 7/16-20 UNF-F			030	A,G,S		
J = 7/16-20 UNF-M			050	A,G,S		
S = 1/4 HP Tube Fitting (≥10,000 psi ranges)			075	A,G,S		
			100	A,G,S		
			200	A,G,S		
			300	A,G,S		
0 = 3 m (10') pigtail			500	A,G,S		
1 = PTIH-10-6P connector (or equal, no charge) (not FM approved). Mating connector (sold separately), order PT06F10-6S .			750	A,G,S		
			1K	A,G,S		
5 = Lightning-protected amplifier housing (4 to 20 mA model only)			1.5K	A,G,S		
6 = mini DIN connector			2K	A,G,S		
			2.5K	A,G,S		
			3K	A,G,S		
			3.5K	A,G,S		
			5K	A,G,S		
			7.5K	A,G,S		
			10K [†]	A,G,S		
			15K [†]	A,G,S		
Visit us online for additional options, including extended compensated temperatures.			20K [†]	A,G,S		
			30K [†]	A,G,S		

[†] = Supplied with 1/4" HP tube fitting.

To order a custom configuration:

1. Select a pressure port
2. Select electrical connection
3. Select a pressure range
4. Select pressure units – Absolute, Gage or Sealed gage
5. Select output
6. Select options and agency approvals

Ordering Examples: *PX41T1-100GI*, 100 psi gage pressure transmitter with PTIH-10-6P connector, and 4 to 20 mA output. *PT06F10-6S*, mating connector (sold separately). *PX41T0-1KSI-FM*, 1000 psi sealed gage pressure transmitter with 3 m (10') cable, 4 to 20 mA output and FM Approval for Hazardous Locations.

METRIC CUSTOM CONFIGURATIONS

PXM41 SERIES	PRESSURE PORT [1]	ELECTRICAL CONNECTION [2]	RANGE (BAR) [3]	UNITS [4]	OUTPUT [5]	OPTIONS [6]
MA = G3/8 Male			1.0	A, G, S	PXM41 ≥2.5 bar <2.5 bar I = 4 to 20 mA	MSHA = Mine Safety and Health Admin OX = Cleaned for oxygen use ()m = Optional cable length in meters
MB = G3/8 Female			1.6	A, G, S		
MC = G1/2 Male			2.5	A, G, S		
MD = G1/2 Female			4.0	A, G, S		
			6.0	A, G, S		
			10	A, G, S		
0 = 3 m (10') cable (std)			16	A, G, S		
1 = PTIH-10-6P connector (or equal, no charge)			25	A, G, S		
			40	A, G, S		
6 = mini DIN connector			60	A, G, S		
			100	A, G, S		
			160	A, G, S		
			250	A, G, S		
			400	A, G, S		

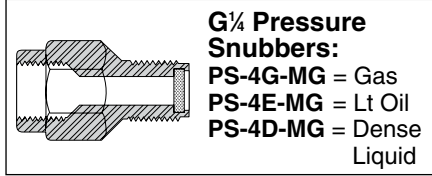
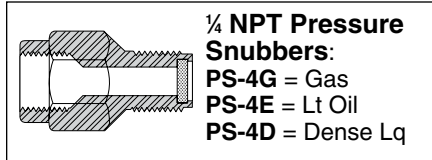
Visit us online for additional options, including extended compensated temperatures.

To order a custom configuration:

1. Select a pressure port
2. Select electrical connection
3. Select a pressure range
4. Select pressure units – Absolute, Gage or Sealed gage
5. Select output
6. Select options and agency approvals

Ordering Examples: *PXM41MB0-010BARSI*, 10 bar sealed gage pressure transmitter with G3/8 female connection and 3 m (10') cable termination. *PXM41MD1-010BARAI*, 10 bar absolute pressure transducer with G3/8 female connection and twist-lock 6 pin connector. *PTS06A-10-6S*, mating connector (sold separately).

STANDARD MODELS



To Order			
RANGE		MODEL NO.	COMPATIBLE METERS
ABSOLUTE PRESSURE (All Ranges Available in Absolute Pressure)			
0 to 15 psi	0 to 1.0 bar	PX41T[*]-015AI	DP41-E, DP25B-E, DP24-E
0 to 20 psi	0 to 1.4 bar	PX41T[*]-020AI	DP41-E, DP25B-E, DP24-E
0 to 30 psi	0 to 2.1 bar	PX41T[*]-030AI	DP41-E, DP25B-E, DP24-E
0 to 50 psi	0 to 3.4 bar	PX41T[*]-050AI	DP41-E, DP25B-E, DP24-E
GAGE PRESSURE (All Ranges Also Available in Sealed Gage Pressure)			
0 to 10 psi	0 to 0.69 bar	PX41T[*]-010GI	DP41-E, DP25B-E, DP24-E
0 to 15 psi	0 to 1.0 bar	PX41T[*]-015GI	DP41-E, DP25B-E, DP24-E
0 to 20 psi	0 to 1.4 bar	PX41T[*]-020GI	DP41-E, DP25B-E, DP24-E
0 to 30 psi	0 to 2.1 bar	PX41T[*]-030GI	DP41-E, DP25B-E, DP24-E
0 to 50 psi	0 to 3.4 bar	PX41T[*]-050GI	DP41-E, DP25B-E, DP24-E
0 to 75 psi	0 to 5.2 bar	PX41T[*]-075GI	DP41-E, DP25B-E, DP24-E
0 to 100 psi	0 to 6.9 bar	PX41T[*]-100GI	DP41-E, DP25B-E, DP24-E
0 to 200 psi	0 to 13.8 bar	PX41T[*]-200GI	DP41-E, DP25B-E, DP24-E
0 to 300 psi	0 to 20.7 bar	PX41T[*]-300GI	DP41-E, DP25B-E, DP24-E
0 to 500 psi	0 to 34.5 bar	PX41T[*]-500GI	DP41-E, DP25B-E, DP24-E
0 to 750 psi	0 to 51.7 bar	PX41T[*]-750GI	DP41-E, DP25B-E, DP24-E
0 to 1000 psi	0 to 68.9 bar	PX41T[*]-1KGI	DP41-E, DP25B-E, DP24-E
0 to 1500 psi	0 to 103 bar	PX41T[*]-1.5KGI	DP41-E, DP25B-E, DP24-E
0 to 2000 psi	0 to 138 bar	PX41T[*]-2KGI	DP41-E, DP25B-E, DP24-E
0 to 3500 psi	0 to 241 bar	PX41T[*]-3.5KGI	DP41-E, DP25B-E, DP24-E
0 to 5000 psi	0 to 345 bar	PX41T[*]-5KGI	DP41-E, DP25B-E, DP24-E
0 to 7500 psi	0 to 517 bar	PX41T[*]-7.5KGI	DP41-E, DP25B-E, DP24-E
0 to 10,000 psi	0 to 689 bar	PX41S[*]-10KGI	DP41-E, DP25B-E, DP24-E†
0 to 20,000 psi	0 to 1379 bar	PX41S[*]-20KGI	DP41-E, DP25B-E†, DP24-E†
0 to 30,000 psi	0 to 2068 bar	PX41S[*]-30KGI	DP41-E, DP25B-E†, DP24-E†

Comes complete with 5-point NIST traceable calibration.
 [*] = Insert "0" for 3 m (10') cable, "1" for twist-lock 6 pin connector, or "6" for mini DIN connector.
 † 4-digit meter, counts in increments of 10.
Ordering Examples: **PX41S0-10KSI**, 10,000 psi sealed gage transmitter with 3 m (10') cable.
PX41T0-5KSI-FM, 5000 psi sealed gage pressure transmitter with 3 m (10') cable and FM for Hazardous Locations rating.
PX41T0-015AI, 15 psi absolute pressure transmitter with 3 m (10') cable.

METRIC MODELS

To Order			
Models with G 1/4 Male Pressure Connection, Cable or Connector and 4 to 20 mA Output			
RANGE		MODEL NO.	COMPATIBLE METERS
GAGE PRESSURE			
0 to 1 bar	0 to 15 psi	PXM41MC[*]-001BARGI	iSeries, DP41-E, DP25B-E
0 to 1.60 bar	0 to 23 psi	PXM41MC[*]-1.60BARGI	iSeries, DP41-E, DP25B-E
0 to 2.50 bar	0 to 36 psi	PXM41MC[*]-2.50BARGI	iSeries, DP41-E, DP25B-E
0 to 4 bar	0 to 58 psi	PXM41MC[*]-004BARGI	iSeries, DP41-E, DP25B-E
0 to 6 bar	0 to 87 psi	PXM41MC[*]-006BARGI	iSeries, DP41-E, DP25B-E
0 to 10 bar	0 to 145 psi	PXM41MC[*]-010BARGI	iSeries, DP41-E, DP25B-E
0 to 16 bar	0 to 232 psi	PXM41MC[*]-016BARGI	iSeries, DP41-E, DP25B-E
0 to 25 bar	0 to 363 psi	PXM41MC[*]-025BARGI	iSeries, DP41-E, DP25B-E
0 to 40 bar	0 to 580 psi	PXM41MC[*]-040BARGI	iSeries, DP41-E, DP25B-E
0 to 60 bar	0 to 870 psi	PXM41MC[*]-060BARGI	iSeries, DP41-E, DP25B-E
0 to 100 bar	0 to 1450 psi	PXM41MC[*]-100BARGI	iSeries, DP41-E, DP25B-E
0 to 160 bar	0 to 2321 psi	PXM41MC[*]-160BARGI	iSeries, DP41-E, DP25B-E
0 to 250 bar	0 to 3626 psi	PXM41MC[*]-250BARGI	iSeries, DP41-E, DP25B-E
0 to 400 bar	0 to 5802 psi	PXM41MC[*]-400BARGI	iSeries, DP41-E, DP25B-E

Comes complete with 5-point NIST traceable calibration.
 [*] = Insert "0" for 3 m (10') cable, "1" for twist-lock 6 pin connector, or "6" for mini-DIN connector.
Ordering Examples: **PXM41MC6-25BARGI**, 25 bar gage pressure transducer with G 1/4 male thread, mini DIN connector and 4 to 20 mA output.
PXM41MD0-1.60BARAI, 1.6 bar absolute pressure transducer with G 1/4 internal thread, 3 m (10') cable and 4 to 20 mA output.
 To order an FM Approved for Hazardous Locations version, add suffix "**-FM**" to model number. To order sealed gage pressure models, replace "**G**" in model number with "**S**" (no extra charge).
 To order absolute pressure models, replace "**G**" in model number with "**A**" (no extra charge).

X-ON Electronics

Largest Supplier of Electrical and Electronic Components

Click to view similar products for [Omega manufacturer](#):

Other Similar products are found below :

[DPG409-100DWU](#) [OM-DAQXL-1-NA](#) [CASS-116U-12](#) [DH-1-20-J-12](#) [GG-J-24-SLE-1000](#) [HPC-AU-P](#) [HPC-IR-P](#) [JMQSS-062U-6](#) [KHSS-18G-RSC-12](#) [KHXL-18G-RSC-12](#) [KMQIN-125U-6](#) [KMQXL-125G-12](#) [KMQXL-125U-6](#) [KQSS-18G-6](#) [KQXL-14U-36](#) [KQXL-18G-12](#) [KQXL-18U-12](#) [NB1-CAXL-14U-12](#) [NB3-CAXL-14U-18](#) [P-M-1/10-1/4-6-0-P-3](#) [PX309-015A5V](#) [PX309-1KGI](#) [PX309-10KGV](#) [PX309-100AI](#) [PX309-100AV](#) [PX309-100GI](#) [PX309-100GV](#) [PX309-3KG5V](#) [PX319-V050G5V](#) [PX319-005AI](#) [PX319-050A5V](#) [PX319-050GI](#) [PX319-10KGI](#) [PX319-100GV](#) [PX319-2KGI](#) [PX319-200AV](#) [PX319-200A5V](#) [PX319-300G5V](#) [PX319-5KG5V](#) [PX319-500G5V](#) [PX319-7.5KGI](#) [PX319-7.5KG5V](#) [PX329-1KG5V](#) [PX329-10KGI](#) [PX329-2KGI](#) [PX409-015DWUI](#) [PX409-015VUSBH](#) [PX409-015VV](#) [PX409-050A5V](#) [PX409-10WDWU5V](#)