

High Temperature Quick Disconnect Thermocouples


Standard Dimensions



Available as

Available!
Type-N with
Inconel Sheath
Consult Sales

- ✓ Features SHX or NHX Type Ceramic Connector
- Rated to 650°C (1200°F)
- ✓ 304, 310, 316, 321 SS, Inconel® or Super OMEGACLAD® XL Sheath
- ✓ Tube Clamp Included for Extra Strength for Standard Size
- ✓ Includes Free Mating Connector



Standard Dimension, Standard Size

To Order				
Alloy/ANSI Color Code	Sheath Diameter	Model Number Grounded Junction	Model Number Ungrounded Junction	Model Number Exposed Junction
IRON-CONSTANTAN 304 SS SHEATH J	1/16"	ICSS-116G-12-NHX	ICSS-116U-12-NHX	ICSS-116E-12-NHX
	1/8"	ICSS-18G-12-NHX	ICSS-18U-12-NHX	ICSS-18E-12-NHX
	3/16"	ICSS-316G-12-NHX	ICSS-316U-12-NHX	ICSS-316E-12-NHX
	1/4"	ICSS-14G-12-NHX	ICSS-14U-12-NHX	ICSS-14E-12-NHX
CHROMEGA®* ALOMEGA® 304 SS SHEATH K	1/16"	CASS-116G-12-NHX	CASS-116U-12-NHX	CASS-116E-12-NHX
	1/8"	CASS-18G-12-NHX	CASS-18U-12-NHX	CASS-18E-12-NHX
	3/16"	CASS-316G-12-NHX	CASS-316U-12-NHX	CASS-316E-12-NHX
	1/4"	CASS-14G-12-NHX	CASS-14U-12-NHX	CASS-14E-12-NHX
CHROMEGA®-CONSTANTAN 304 SS SHEATH E	1/16"	CXSS-116G-12-NHX	CXSS-116U-12-NHX	CXSS-116E-12-NHX
	1/8"	CXSS-18G-12-NHX	CXSS-18U-12-NHX	CXSS-18E-12-NHX
	3/16"	CXSS-316G-12-NHX	CXSS-316U-12-NHX	CXSS-316E-12-NHX
	1/4"	CXSS-14G-12-NHX	CXSS-14U-12-NHX	CXSS-14E-12-NHX
COPPER-CONSTANTAN 304 SS SHEATH T	1/16"	CPSS-116G-12-NHX	CPSS-116U-12-NHX	CPSS-116E-12-NHX
	1/8"	CPSS-18G-12-NHX	CPSS-18U-12-NHX	CPSS-18E-12-NHX
	3/16"	CPSS-316G-12-NHX	CPSS-316U-12-NHX	CPSS-316E-12-NHX
	1/4"	CPSS-14G-12-NHX	CPSS-14U-12-NHX	CPSS-14E-12-NHX

All products shown smaller than actual size.

Visit us online for compression fittings



Standard Dimension, Miniature Size

Alloy/ANSI Color Code	Sheath Diameter inches	Model Number Grounded Junction	Model Number Ungrounded Junction	Model Number Exposed Junction
IRON-CONSTANTAN 304 SS Sheath J	0.010**	SICSS-010G-6-SHX	SICSS-010U-6-SHX	SICSS-010E-6-SHX
	0.020"	SICSS-020G-6-SHX	SICSS-020U-6-SHX	SICSS-020E-6-SHX
	0.032"	SICSS-032G-6-SHX	SICSS-032U-6-SHX	SICSS-032E-6-SHX
	0.040"	SICSS-040G-6-SHX	SICSS-040U-6-SHX	SICSS-040E-6-SHX
	0.062"	SICSS-062G-6-SHX	SICSS-062U-6-SHX	SICSS-062E-6-SHX
	0.125"	SICSS-125G-6-SHX	SICSS-125U-6-SHX	SICSS-125E-6-SHX
	CHROMEGA®* ALOMEGA® 304 SS Sheath K	0.010**	SCASS-010G-6-SHX	SCASS-010U-6-SHX
0.020"		SCASS-020G-6-SHX	SCASS-020U-6-SHX	SCASS-020E-6-SHX
0.032"		SCASS-032G-6-SHX	SCASS-032U-6-SHX	SCASS-032E-6-SHX
0.040"		SCASS-040G-6-SHX	SCASS-040U-6-SHX	SCASS-040E-6-SHX
0.062"		SCASS-062G-6-SHX	SCASS-062U-6-SHX	SCASS-062E-6-SHX
0.125"		SCASS-125G-6-SHX	SCASS-125U-6-SHX	SCASS-125E-6-SHX
CHROMEGA®-CONSTANTAN 304 SS Sheath E		0.010**	SCXSS-010G-6-SHX	SCXSS-010U-6-SHX
	0.020"	SCXSS-020G-6-SHX	SCXSS-020U-6-SHX	SCXSS-020E-6-SHX
	0.032"	SCXSS-032G-6-SHX	SCXSS-032U-6-SHX	SCXSS-032E-6-SHX
	0.040"	SCXSS-040G-6-SHX	SCXSS-040U-6-SHX	SCXSS-040E-6-SHX
	0.062"	SCXSS-062G-6-SHX	SCXSS-062U-6-SHX	SCXSS-062E-6-SHX
	0.125"	SCXSS-125G-6-SHX	SCXSS-125U-6-SHX	SCXSS-125E-6-SHX
	COPPER-CONSTANTAN 304 SS Sheath T	0.020"	SCPSS-020G-6-SHX	SCPSS-020U-6-SHX
0.032"		SCPSS-032G-6-SHX	SCPSS-032U-6-SHX	SCPSS-032E-6-SHX
0.040"		SCPSS-040G-6-SHX	SCPSS-040U-6-SHX	SCPSS-040E-6-SHX
0.062"		SCPSS-062G-6-SHX	SCPSS-062U-6-SHX	SCPSS-062E-6-SHX
0.125"		SCPSS-125G-6-SHX	SCPSS-125U-6-SHX	SCPSS-125E-6-SHX

† Other lengths available, consult Sales department. **Note:** Inconel® sheath not available in 0.010" OD with Type T.

* 0.010" OD sheath probes are assembled with cable clamp.

To order with 310 SS, 316 SS or 321 SS sheath, change "SS" in model number to "310SS", "316SS" or "321SS" respectively. No additional cost.

To order with Inconel 600 sheath, change "SS" in model number to "IN". No additional cost.

To Order Super OMEGACLAD® XL, change "SS" to "XL" and add additional cost of Inconel 6" and 12" probes.

Ordering Examples: CASS-18G-12-NHX, high temperature quick disconnect probe, Type K, 304 SS sheath, 1/8" OD, grounded junction, 12" length.


SCASS-062U-6-SHX, high temperature miniature quick disconnect probe, Type K, 321SS sheath, 0.062" OD, ungrounded junction, 6" long.

High Temperature Quick Disconnect Thermocouples

Metric Dimensions



- ✓ Features SHX or NHX Type Ceramic Connector Rated to 650°C (1200°F)
- ✓ 304, 316, 321 SS, Inconel® or Super OMEGA CLAD® XL Sheath
- ✓ Tube Clamp Included for Extra Strength for Standard Size
- ✓ Includes Free Mating Connector

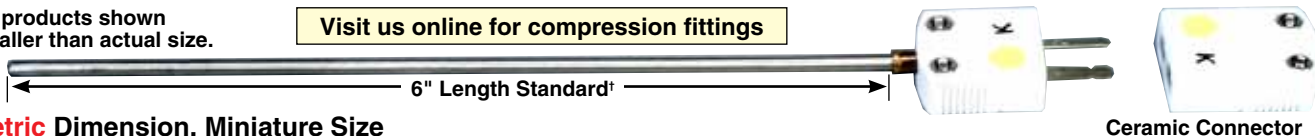


Metric Dimension, Standard Size

To Order				
Alloy/ANSI Color Code	Sheath Diameter inches	Model Number Grounded Junction	Model Number Ungrounded Junction	Model Number Exposed Junction
IRON-CONSTANTAN 304 SS SHEATH J	1.5	ICSS-M15G-300-NHX	ICSS-M15U-300-NHX	ICSS-M15E-300-NHX
	3.0	ICSS-M30G-300-NHX	ICSS-M30U-300-NHX	ICSS-M30E-300-NHX
	4.5	ICSS-M45G-300-NHX	ICSS-M45U-300-NHX	ICSS-M45E-300-NHX
	6.0	ICSS-M60G-300-NHX	ICSS-M60U-300-NHX	ICSS-M60E-300-NHX
CHROMEGA®-ALOMEGA®* 304 SS SHEATH K	1.5	CASS-M15G-300-NHX	CASS-M15U-300-NHX	CASS-M15E-300-NHX
	3.0	CASS-M30G-300-NHX	CASS-M30U-300-NHX	CASS-M30E-300-NHX
	4.5	CASS-M45G-300-NHX	CASS-M45U-300-NHX	CASS-M45E-300-NHX
	6.0	CASS-M60G-12-NHX	CASS-M60U-300-NHX	CASS-M60E-300-NHX
CHROMEGA®-CONSTANTAN 304 SS SHEATH E	1.5	CXSS-M15G-300-NHX	CXSS-M15U-300-NHX	CXSS-M15E-300-NHX
	3.0	CXSS-M30G-300-NHX	CXSS-M30U-300-NHX	CXSS-M30E-300-NHX
	4.5	CXSS-M45G-300-NHX	CXSS-M45U-300-NHX	CXSS-M45E-300-NHX
	6.0	CXSS-M60G-300-NHX	CXSS-M60U-300-NHX	CXSS-M60E-300-NHX
COPPER-CONSTANTAN 304 SS SHEATH T	1.5	CPSS-M15G-300-NHX	CPSS-M15U-300-NHX	CPSS-M15E-300-NHX
	3.0	CPSS-M30G-300-NHX	CPSS-M30U-300-NHX	CPSS-M30E-300-NHX
	4.5	CPSS-M45G-300-NHX	CPSS-M45U-300-NHX	CPSS-M45E-300-NHX
	6.0	CPSS-M60G-300-NHX	CPSS-M60U-300-NHX	CPSS-M60E-300-NHX

All products shown smaller than actual size.

Visit us online for compression fittings



Metric Dimension, Miniature Size

Alloy/ANSI Color Code	Sheath Diameter inches	Model Number Grounded Junction	Model Number Ungrounded Junction	Model Number Exposed Junction
IRON-CONSTANTAN 304 SS Sheath J	0.25*	SICSS-M025G-150-SHX	SICSS-M025U-150-SHX	SICSS-M025E-150-SHX
	0.50	SICSS-M050G-150-SHX	SICSS-M050U-150-SHX	SICSS-M050E-150-SHX
	0.75	SICSS-M075G-150-SHX	SICSS-M075U-150-SHX	SICSS-M075E-150-SHX
	1.0	SICSS-M100G-150-SHX	SICSS-M100U-150-SHX	SICSS-M100E-150-SHX
	1.5	SICSS-M150G-150-SHX	SICSS-M150U-150-SHX	SICSS-M150E-150-SHX
	3.0	SICSS-M300G-150-SHX	SICSS-M300U-150-SHX	SICSS-M300E-150-SHX
CHROMEGA®-ALOMEGA®* 304 SS Sheath K	0.25*	SCASS-M025G-150-SHX	SCASS-M025U-150-SHX	SCASS-M025E-150-SHX
	0.50	SCASS-M050G-150-SHX	SCASS-M050U-150-SHX	SCASS-M050E-150-SHX
	0.75	SCASS-M075G-150-SHX	SCASS-M075U-150-SHX	SCASS-M075E-150-SHX
	1.0	SCASS-M100G-150-SHX	SCASS-M100U-150-SHX	SCASS-M100E-150-SHX
	1.5	SCASS-M150G-150-SHX	SCASS-M150U-150-SHX	SCASS-M150E-150-SHX
	3.0	SCASS-M300G-150-SHX	SCASS-M300U-150-SHX	SCASS-M300E-150-SHX
CHROMEGA®-CONSTANTAN 304 SS Sheath E	0.25*	SCXSS-M025G-150-SHX	SCXSS-M025U-150-SHX	SCXSS-M025E-150-SHX
	0.50	SCXSS-M050G-150-SHX	SCXSS-M050U-150-SHX	SCXSS-M050E-150-SHX
	0.75	SCXSS-M075G-150-SHX	SCXSS-M075U-150-SHX	SCXSS-M075E-150-SHX
	1.0	SCXSS-M100G-150-SHX	SCXSS-M100U-150-SHX	SCXSS-M100E-150-SHX
	1.5	SCXSS-M150G-150-SHX	SCXSS-M150U-150-SHX	SCXSS-M150E-150-SHX
	3.0	SCXSS-M300G-150-SHX	SCXSS-M300U-150-SHX	SCXSS-M300E-150-SHX
COPPER-CONSTANTAN 304 SS Sheath T	0.50	SCPSS-M050G-150-SHX	SCPSS-M050U-150-SHX	SCPSS-M050E-150-SHX
	0.75	SCPSS-M075G-150-SHX	SCPSS-M075U-150-SHX	SCPSS-M075E-150-SHX
	1.0	SCPSS-M100G-150-SHX	SCPSS-M100U-150-SHX	SCPSS-M100E-150-SHX
	1.5	SCPSS-M150G-150-SHX	SCPSS-M150U-150-SHX	SCPSS-M150E-150-SHX
	3.0	SCPSS-M300G-150-SHX	SCPSS-M300U-150-SHX	SCPSS-M300E-150-SHX

† Other lengths available, consult Sales Department. **Note:** Inconel sheath not available in 0.25 mm OD with Type T.

* 0.25 mm OD sheath probes are assembled with cable clamp.

To order with 310 SS, 316 SS or 321 SS sheath, change "SS" in model number to "310SS", "316SS" or "321SS" respectively. No add'l cost.

To order with Inconel 600 sheath, change "SS" in model number to "IN". No additional cost.

To Order Super OMEGA CLAD™ XL change "SS" to "XL" for additional cost to price of Inconel 150 and 300 mm probes.

Ordering Examples: CASS-M300G-300-NHX, high temperature quick disconnect probe, Type K, 304 SS sheath, 3 mm OD, grounded junction, 300 mm length. SCASS-M150U-150-SHX, high temperature miniature quick disconnect probe, Type K, 321SS sheath, 1.5 mm OD, ungrounded junction, 150 mm long.

X-ON Electronics

Largest Supplier of Electrical and Electronic Components

Click to view similar products for Omega manufacturer:

Other Similar products are found below :

[DPG409-100DWU](#) [OM-DAQXL-1-NA](#) [CASS-116U-12](#) [DH-1-20-J-12](#) [GG-J-24-SLE-1000](#) [HPC-AU-P](#) [HPC-IR-P](#) [JMQSS-062U-6](#) [KHSS-18G-RSC-12](#) [KHXL-18G-RSC-12](#) [KMQIN-125U-6](#) [KMQXL-125G-12](#) [KMQXL-125U-6](#) [KQSS-18G-6](#) [KQXL-14U-36](#) [KQXL-18G-12](#) [KQXL-18U-12](#) [NB1-CAXL-14U-12](#) [NB3-CAXL-14U-18](#) [P-M-1/10-1/4-6-0-P-3](#) [PX309-015A5V](#) [PX309-1KGI](#) [PX309-10KGV](#) [PX309-100AI](#) [PX309-100AV](#) [PX309-100GI](#) [PX309-100GV](#) [PX309-3KG5V](#) [PX319-V050G5V](#) [PX319-005AI](#) [PX319-050A5V](#) [PX319-050GI](#) [PX319-10KGI](#) [PX319-100GV](#) [PX319-2KGI](#) [PX319-200AV](#) [PX319-200A5V](#) [PX319-300G5V](#) [PX319-5KG5V](#) [PX319-500G5V](#) [PX319-7.5KGI](#) [PX319-7.5KG5V](#) [PX329-1KG5V](#) [PX329-10KGI](#) [PX329-2KGI](#) [PX409-015DWUI](#) [PX409-015VUSBH](#) [PX409-015VV](#) [PX409-050A5V](#) [PX409-10WDWU5V](#)