




cebek[®]



12 - 24 V. / 1 A. VARIABLE POWER SUPPLY FE-77

TECHNICAL CHARACTERISTICS

Input Voltage.	230 V. AC
Output Voltage.	From 12 to 24 V.DC.
Maximum constant output intensity.	700 mA.
Maximum Intensity.	1 A.
Maximum Ripple.	10 mV.
Allowance Output Voltage.	5 %.
Time to answer to an output short-circuit.(with load)	0.6 sec.
Time to be Vo. after a short-circuit. (With load).	11 sec.
Protection against porlarity inversion.	Yes.
FE-77 Modules' sizes.	71 x 55 x 45 mm.

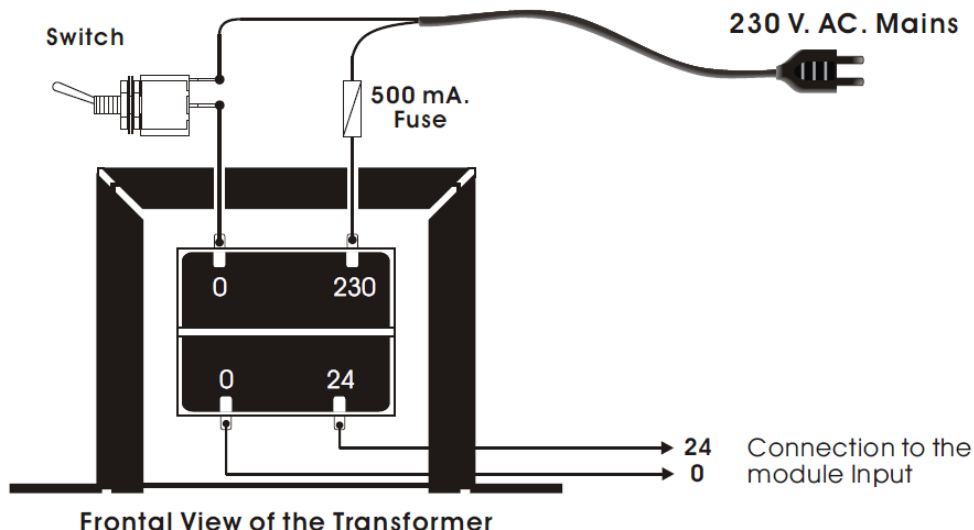
The FE-77 module is a 12-24 V. DC power supply perfectly stabilised with the possibility to short-circuit it and offering 1A. as maximum output intensity.

It include connection terminals to facilitate the assembly and Protection against polarity inversion.

Transformer is supplied and included in the end-user price.

Do not forget to read all the information mentioned hereafter to obtain a perfect operating of the module.

TRANSFORMER'S CONNECTION. If you observe the transformer, you could note that there are 4 terminals or pins: **2 in the superior part** with the indication 0, 230 V A.C corresponding to the input voltage (coming form the mains) and **2 in the inferior part** with the indication 0 & 24 V D.C, corresponding to the output voltage, which must be connected to the module.



Connect both cables from the mains input (230 V A.C) to the superior terminals indicated as 0 & 230. (See the General Wiring Map).

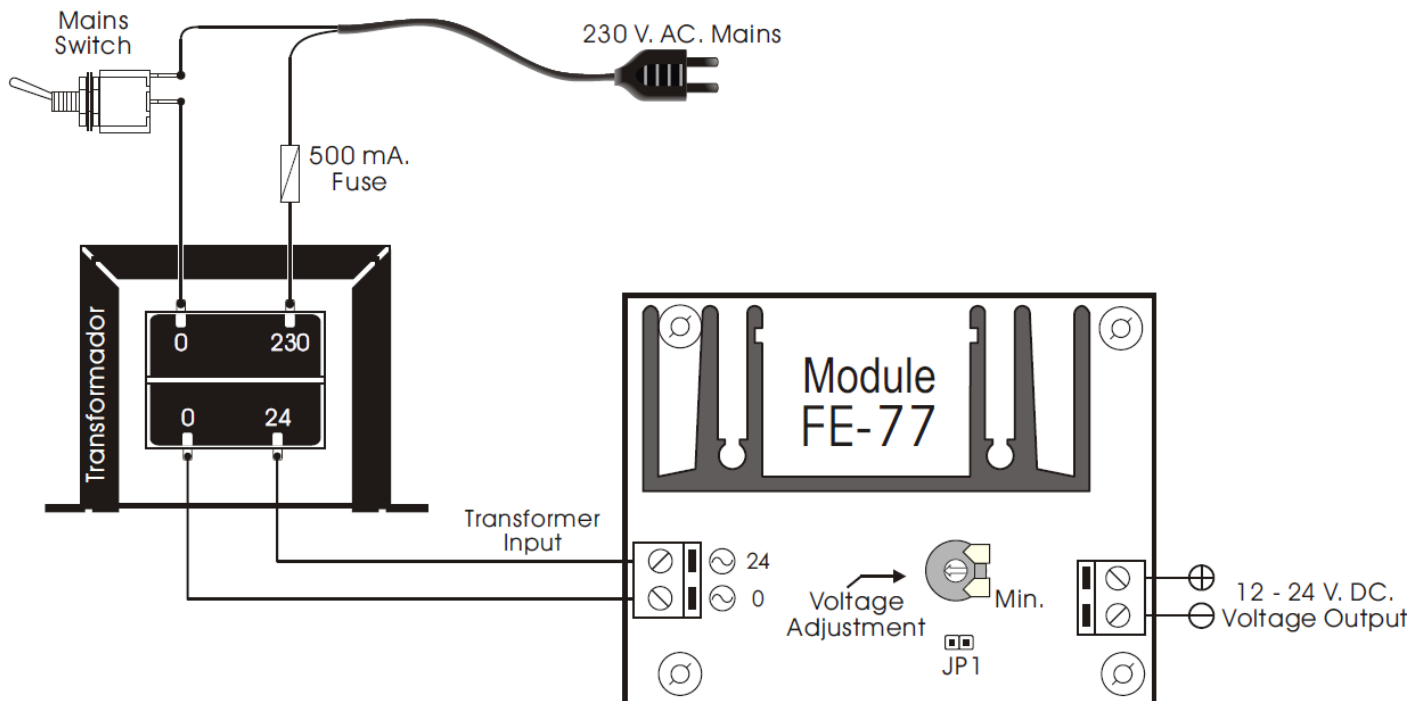
For your own security and according to the "CE" regulation, we recommend you to install a Fuse and a Switch as it is indicated in the drawing.

Do not activate the switch, supplying the module, before to all connections explained hereafter. Then, verify that the assembly had been correctly done.

INSTALLATION OF THE EXTERNAL POTENTIOMETER. If you wish to remove the variable resistor inserted on the PCB and install an external potentiometer, you have to firstly desold the resistor from the circuit. Then, and as it is indicated on the schedule, you have to connect two cables between the JP1 jumper and the new potentiometer. This potentiometer has to be a 2.5 KW lineal potentiometer. The maximum length for the assembly is 45 cm.

DO NOT FORGET. Our FE-77 power supply has a protection against short-circuit, nevertheless the maximum time to act is 30 sec. For this reason when this protection will act, you have to disconnect the supplied apparatus

GENERAL WIRING MAP



Cebek [®] is a registered trademark of the Fadisel group

X-ON Electronics

Largest Supplier of Electrical and Electronic Components

Click to view similar products for [cebek](#) manufacturer:

Other Similar products are found below :

[I-33](#) [I-1](#) [I-10](#)