



Features:

- 0.5W Low Profile <14.5mm Height
- High Temperature 80°C, 100% Loading
- Single Output - Regulated
- Wide Input Range: 85 - 265VAC, 47 - 63Hz
- Output Range: 3.3V - 48VDC
- Low Standby Power <0.3W
- Fully Isolated Pri - Sec >3600Vrms
- Insulation: Class II
- Materials: UL94-V0
- Safety: EN61558, EN60950, CE

Part Number	Power Rating Watts	Output Voltage (VDC)	Output Current (mA)	Ambient Temp. (°C)	Efficiency Typical	Voltage Range
VTX-214-0005-103	0.5	3.3	151	80 (100% Load)	>60%	85 - 265VAC (100-370VDC)
VTX-214-0005-105	0.5	5	100			
VTX-214-0005-106	0.5	6	84			
VTX-214-0005-107	0.5	7.5	66			
VTX-214-0005-108	0.5	8	63			
VTX-214-0005-109	0.5	9	55			
VTX-214-0005-110	0.5	10	50			
VTX-214-0005-112	0.5	12	42			
VTX-214-0005-115	0.5	15	33			
VTX-214-0005-118	0.5	18	28			
VTX-214-0005-124	0.5	24	21			
VTX-214-0005-148	0.5	48	10			

Note: Other output voltages are available upon request.


Optional Universal PCB mounting kit.

Part Number:
VTX-214-PCB1

Farnell Part:
246 4718

Rapid Electronics Part:
84-2157

Maplin Part:
N59EC

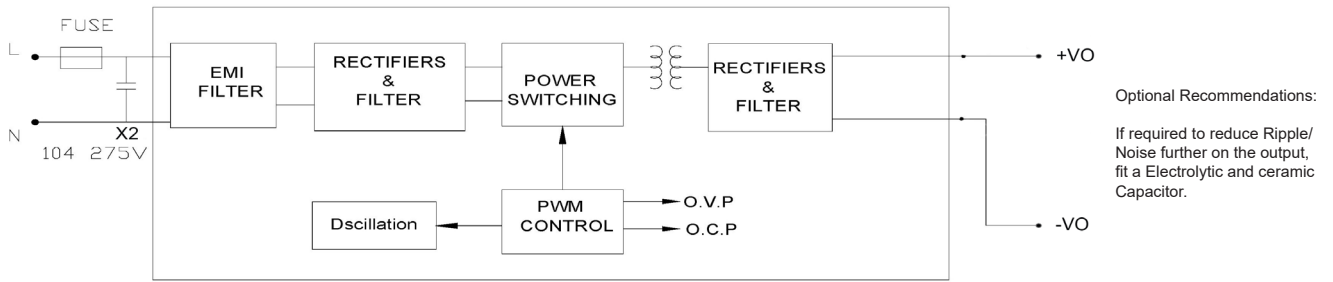


Please contact Vigortronix for any enquiries. Products can be altered to suit custom requirements.
The information contained in this document is subject to change without notice.

Model: 0.5 Watt		Specification
INPUT Pin 4: L Pin 3: N	Voltage Range	85 ~ 265VAC / 47 ~ 63Hz (100 - 370VDC)
	Current	100mA Max (100VAC) / 70mA Max (240VAC)
	Inrush Current	6A Max (115VAC) / 10A Max (240VAC)
	No Load power	0.3W Max
	Leakage Current	0.2 mA Max
OUTPUT Pin 2: DC+ Pin 1: GND	Voltage Accuracy	<5% (3.3 - 7.5VDC 7%)
	Ripple	<5% Vout (Vp~p, with Output Capacitor)
	Noise	<5% Vout Max (Vp~p, with Output Capacitor)
	Efficiency @ 230VAC	>60%
	Minimum Load	0
Protection	Over Power	Hiccup mode
	Over Voltage	Hiccup mode
	Short Circuit Protection	Hiccup mode
Dielectric Isolation	Input to Output	3000Vrms, 5mA 1 Min (3600VAC, 2sec)
Environment	Operating Temperature	-25°C ~ +80°C (See Derating Curve)
	Storage Temperature	-40°C ~ +105°C
	MTBF	>300,000Hrs @ 25°C (MIL-HDBK-217F)
	Weight	18g
Safety	Agency Approval	Compliance with IEC60950-1, EN60950-1, EN61558-1, EN61558-2-6, EN61558-2-17
EMC	EMI	Compliance with EN55022 Class B
	EMS	Compliance with EN55024, EN55014-1, EN55014-2, EN61000-3-2 Class A, EN61000-3-3

Please contact Vigortronix for any enquiries. Products can be altered to suit custom requirements.
The information contained in this document is subject to change without notice.

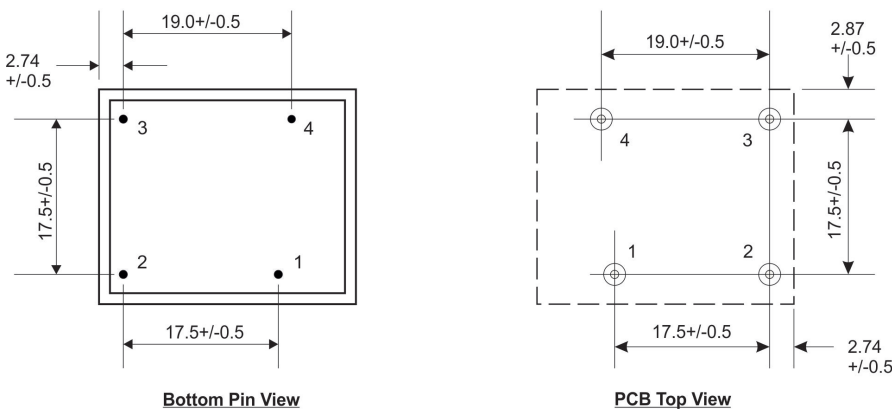
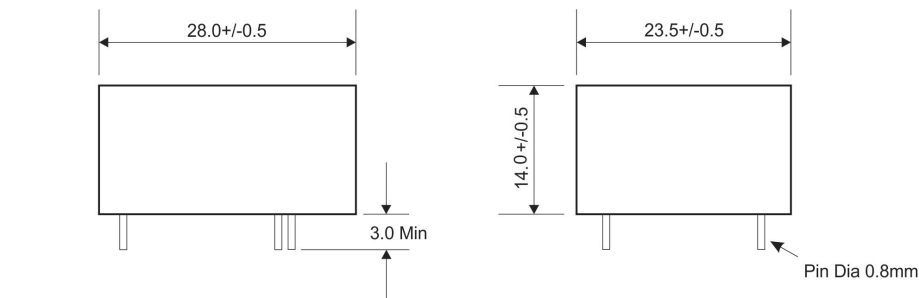
Converter Schematic



Notes:

The Power Supply is considered a component which will be installed into a final equipment. It is recommended to fit a 0.1uF/275V X2 Capacitor on the Input for EMC On the Input to meet safety requirement use a 1A/250V Slow-Blow Fuse

Dimensions:



Pin Designation.

- Pin 1: GND, Output Voltage Common
- Pin 2: +V, Output Voltage Positive
- Pin 3: N, AC Input Neutral
- Pin 4: L, AC Input Line

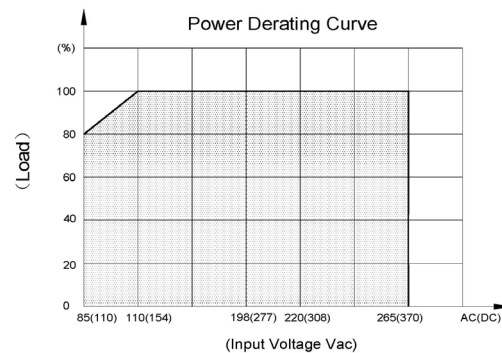
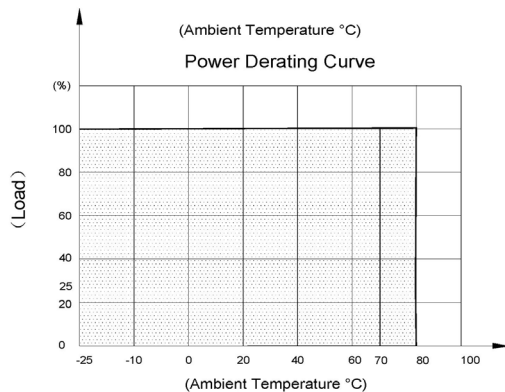
Notes:

Recommended PCB Hole size: 1.5mm Dia.

Case Outline Maximum Size 29.0 x 24.2mm

Unit weight: 18g

Derating Graph:



Please contact Vigortronix for any enquiries. Products can be altered to suit custom requirements. The information contained in this document is subject to change without notice.

Vigortronix, 16 De Havilland Way, Witney, Oxfordshire, OX29 0YG, UK

Tel. +44 (0)1993 777570 Fax. +44 (0)1993 777580 Web. www.vigortronix.com E-mail: sales@vigortronix.com

Vigortronix is a trading name of Vigortronix (UK) Limited

X-ON Electronics

Largest Supplier of Electrical and Electronic Components

Click to view similar products for [vigortronix](#) manufacturer:

Other Similar products are found below :

[VTX-214-001-106](#) [VTX-214-010-209](#) [VTX-214-010-212](#) [VTX-214-005-0524](#) [VTX-214-001-305](#) [VTX-146-015-225](#) [VTX-146-100-212](#)
[VTX-146-120-218](#) [VTX-214-006-106](#) [VTX-214-001-124](#) [VTX-214-003-306](#) [VTX-214-0005-107](#) [VTX-121-3023-218](#) [VTX-146-060-215](#)
[VTX-146-100-224](#) [VTX-146-625-225](#) [VTX-214-020-124](#) [VTX-146-100-218](#) [VTX-146-300-230](#) [VTX-101-003](#) [VTX-214-005-0312](#) [VTX-](#)
[214-001-306](#) [VTX-214-001-318](#) [VTX-214-001-324](#) [VTX-214-003-315](#) [VTX-102-000](#) [VTX-214-001-312](#) [VTX-121-3015-412](#) [VTX-120-](#)
[5412-406](#) [VTX-214-005-015](#) [VTX-214-003-109](#) [VTX-131-001](#) [VTX-214-002-305](#) [VTX-146-500-240](#) [VTX-146-160-230](#) [VTX-146-500-230](#)
[VTX-214-005-424](#) [VTX-121-3023-418](#) [VTX-214-002-118](#) [VTX-214-001-309](#) [VTX-146-050-218](#) [VTX-214-003-106](#) [VTX-120-006-509](#)
[VTX-214-005-0324](#) [VTX-214-002-312](#) [VTX-214-001-312X](#) [VTX-214-010-206](#) [VTX-214-002-107](#) [VTX-214-002-106](#) [VTX-214-001-303](#)