

General Description

The OST-9L2 is high sensitivity NPN silicon photo-transistor mounted in a clear plastic package. With lensed package, this small phototransistor permits narrow angular response.



Features

- Compact
- Narrow angular response
- Low cost
- Meet RoHS

Applications

- Optical counters
- Optical detectors
- Camera stroboscopes

MAXIMUM RATINGS

(Ta=25°C)

Item	Symbol	Rating	Unit
Power dissipation	Pd	100	mW
Operating temperature.	Topr	-25 ~ +75	°C
Storage temperature.	Tstg	-25 ~ +100	°C
Soldering temperature. *1	Tsol	260	°C

* 1 For MAX. 5 seconds at the position of 5mm from the package

ELECTRO-OPTICAL CHARACTERISTICS

(Ta=25°C)

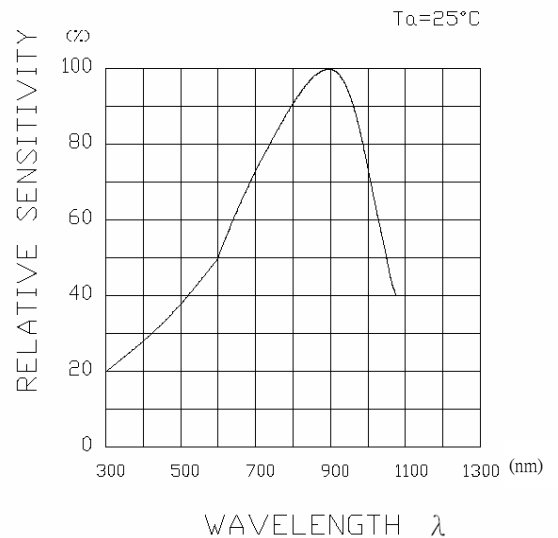
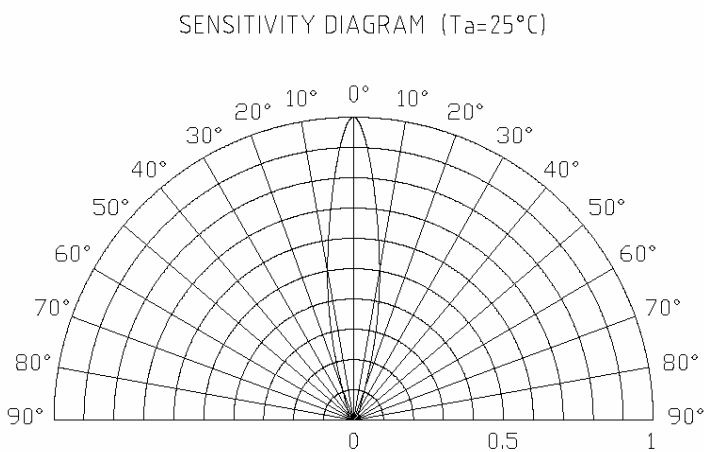
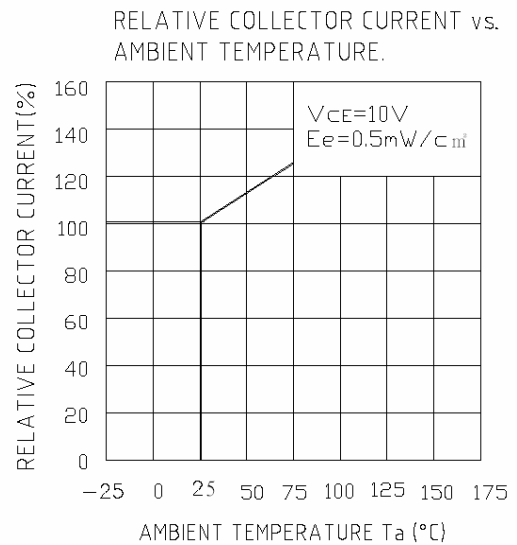
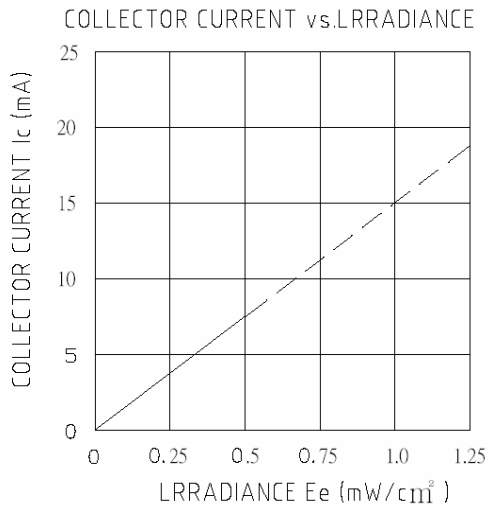
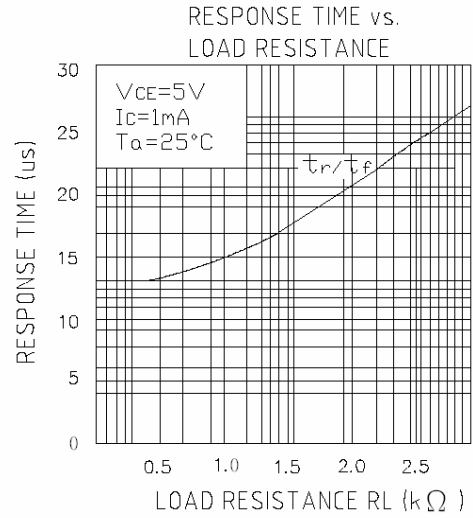
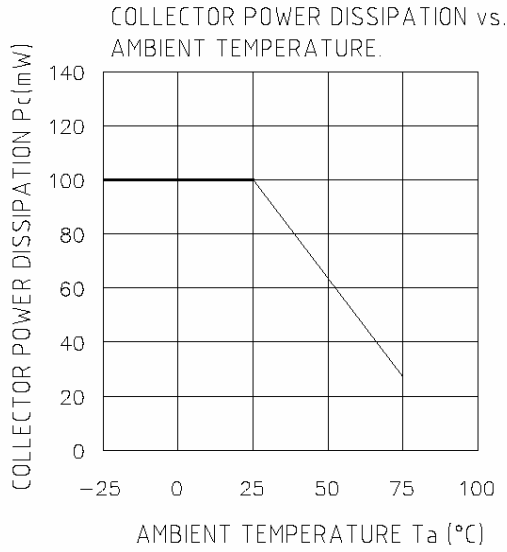
Item	Symbol	Condition	Min	Typ	Max	Unit
C-E breakdown voltage	BV _{CEO}	I _C =100uA	30		100	V
E-C breakdown voltage	BV _{ECO}	I _E =100uA	6.5			V
Collector dark current	I _{CEO}	V _{CE} =20V			100	nA
Light current	I _L	V _{CE} =10V, λ _p =940nm E _e =0.5mW/cm ²	4.0	7.0		mA
C-E saturatuon voltage	V _{CE(sat)}	I _C =2mA, I _B =100uA			0.2	V
Radiant sensitivity area	A			0.186		mm ²
Peak sensitive wavelength	λ _p			850		nm
Switching speeds	Rise time	V _{CC} =5V, I _C =1mA R _L =1000Ω		15		usec
	Fall time			15		usec
Current gain	h _{FE}	V _{CE} =5V, I _C =2mA	1600			
Half angle	Δθ			±10		deg.



OPTO-SENSOR

OST-9L2

PHOTO TRANSISTOR



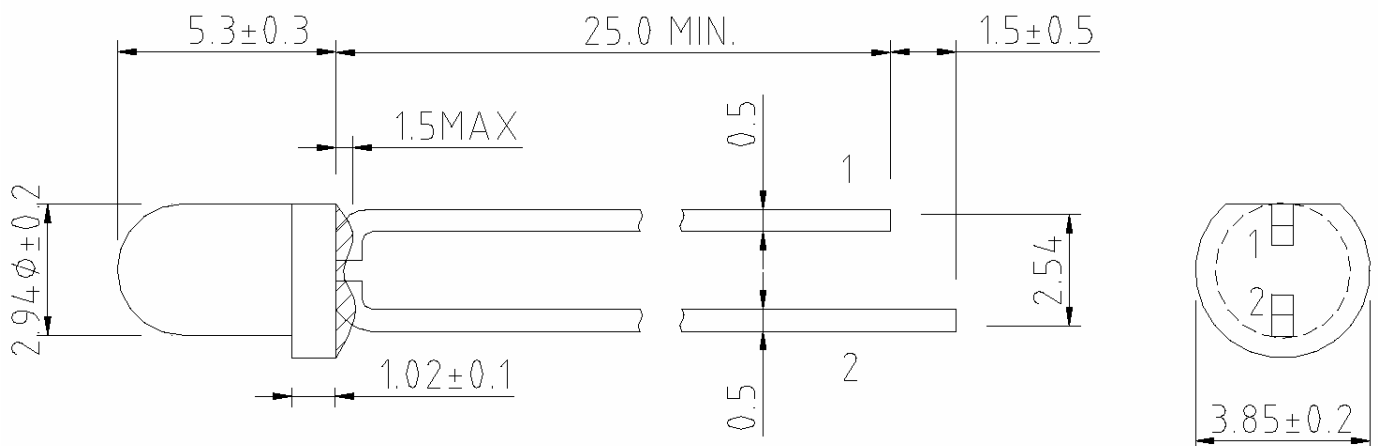
■ Reliability Test Items

CONDITIONS :

The reliability of products shall be satisfied with items listed below .

NO.	Item	Condition	Time / Cycle	Number of Damaged
1	Soldering Heat Test	260°C	5 sec	0/60
2	Thermal Shock	0°C (15 sec) ~ 100°C (15 sec)	20 cycle	0/60
3	High Temp. Storage	100°C	1000 Hrs	0/60
4	Low Temp. Storage	-25°C	1000 Hrs	0/60
5	Operation Temperature Cycle TEST	-25°C ~ 75°C	100 Cycles , 200Hrs	0/60
6	High Temp. High Humidity Test	60°C , 90% RH	1000 Hrs	0/60
7	Operation Life Test	Room Temp. @TR940nm	1000 Hrs	0/60

■ Dimensions



SIGN : 1. COLLECTOR

2. EMITTER

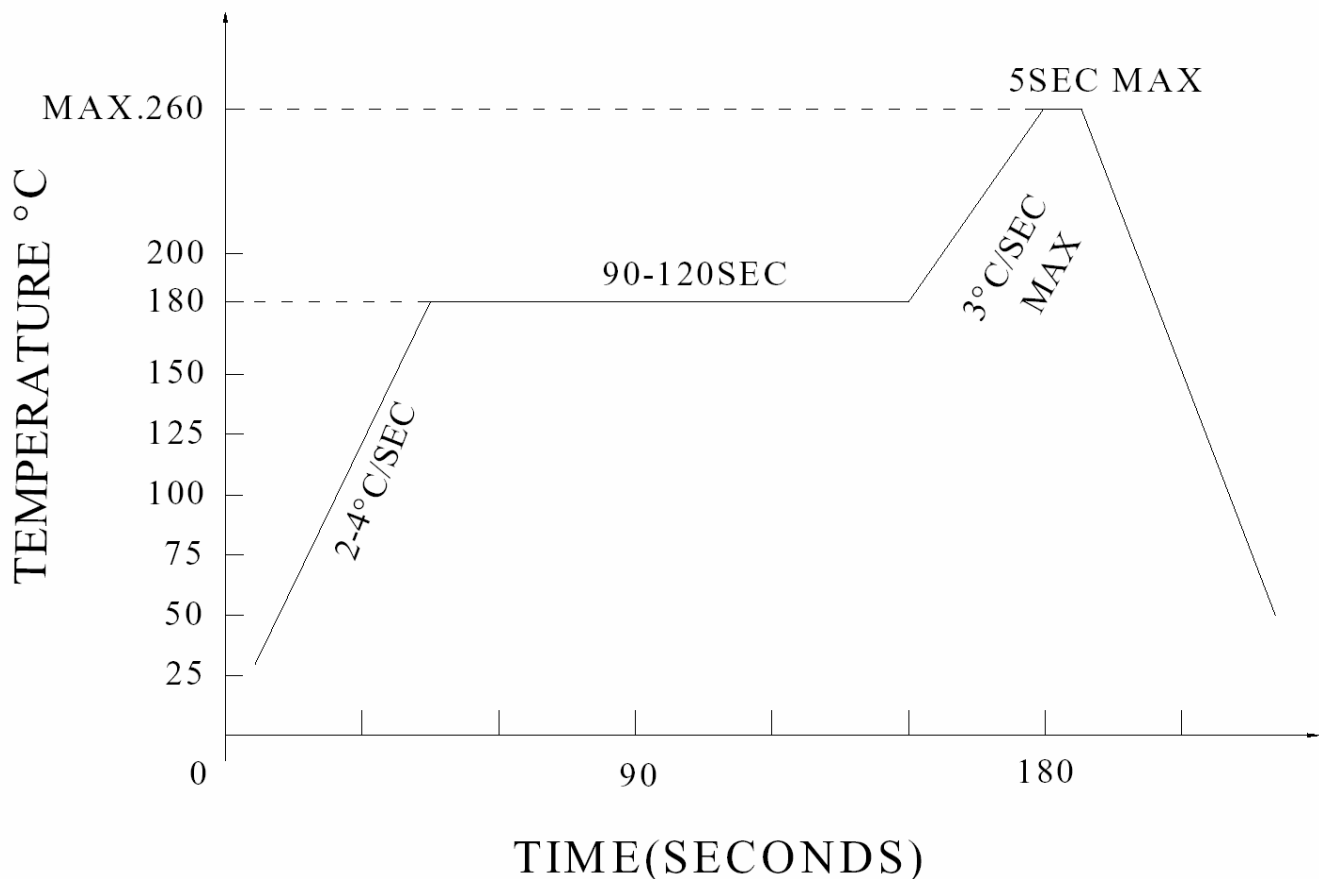
UNIT : mm

Lamp Condition

In the automatic mounting of LAMP LED to the L/F , any bending , expanding and pulling forces against the LAMP LED should be minimized to prevent the electrical failures or mechanical damaged .

Reflow Soldering and Temperature Profile

The LAMP LED is designed for the reflow soldering process . Too high temperature or too large temperature gradient may cause the electrical and optical failures .



X-ON Electronics

Largest Supplier of Electrical and Electronic Components

Click to view similar products for [fayalab](#) manufacturer:

Other Similar products are found below :

[801-LF005](#)