SYMBOL DEFINITION			MISSING SYMBOLS
A DIMENSION WITHOUT AN INSPECTION REPORT SYMBOL ( ) DOES NOT REQUIRE INSPECTION. IT MAY BE CONTROLLED ON THE INDIVIDUAL COMPONENT DRAWING.	TOTAL NO OF INSPECTIONS REQUIRED	9	NO MISSING SYMBOL NUMBER
	LAST NO. USED	8	

DWG STATUS					ZONE	REVISION HISTORY	AUTH	DR	APVD 1	APVD 2
DATE	STA	REL	N/P	CHG						
26AD10	R	01	-		-	WAS PE195712 AND RELEASED	412390	ESC	ESC	CSD
22MR11	R	02	-		-	UPDATED PDM ATTRIBUTES	413251	JLJ	JLJ	CSD
14FE13	R	02	AA		-	ADDED P/N AND DATED CODE LABEL	421453	DMC	DMC	MR
06SE13	R	02	AB		-	ADDED "DINSAGE/DISENGAGE" PERFORMANCE REQUIREMENT NOTE	423752	JLP	JVW	MR
17SE13	R	02	AC		-	ADDED RECOMMENDED BOLT TORQUE NOTE	423858	JLP	JVW	MR

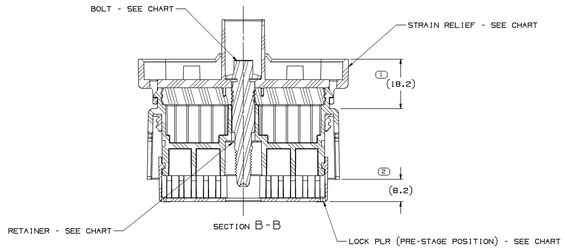

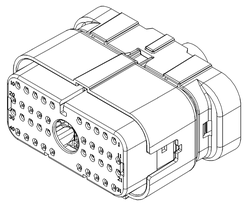

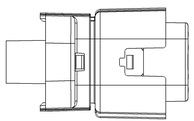

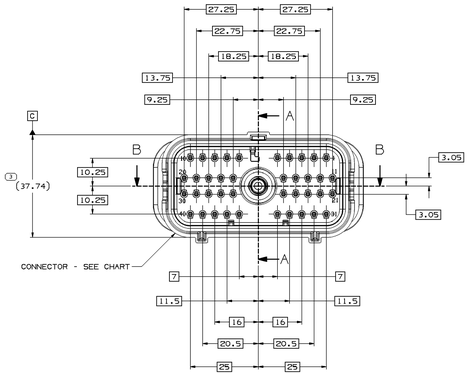

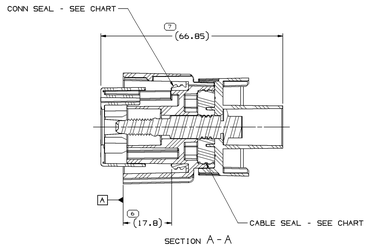

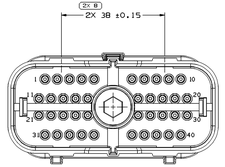

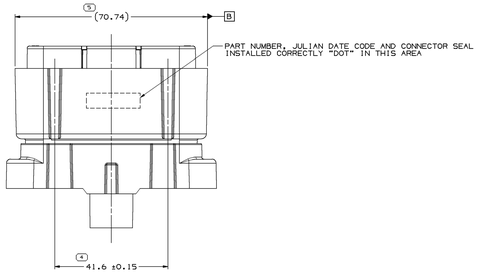

NOTES

1. UNLESS OTHERWISE SPECIFIED AND/OR INDICATED:

   DIMENSIONS ARE TO FACE OF VIEW SHOWN AND AUTOMATICALLY ROUNDED BY COMPUTER FOR INSPECTION (SEE MATH MODEL FOR PRECISE DIMENSIONS). FOR ALL OTHER DIMENSIONS NOT SHOWN BUT REQUIRED FOR TOOL BUILD, SEE MATH MODEL FOR PRECISE TOOL PATH DATA.

2. THIS PRODUCT IS NOT CATEGORIZED AS AN APPEARANCE ITEM. MINOR IMPERFECTIONS INCLUDING, BUT NOT LIMITED TO, FLOW MARKS, COLOR BLEMISHES, GATE VESTIGE, AND SOFT FLASH THAT DO NOT AFFECT THE FIT, FORM, OR FUNCTION OF THE PART ARE PERMISSIBLE PER DPNP-4.7-CS-01.

3. (2.31X10.11) DELPHI CORPORATE BRAND TO BE LOCATED ON ANY EXTERIOR SURFACE, PREFERABLY VISIBLE AT FINAL ASSEMBLY. OPTIONAL CONSTRUCTION FOR EXISTING TOOLING MAY BE "PED" OR NO LOGO.

4. FOR APPLICATION DATA SEE THE APPLICATION DRAWING.

5. PART NUMBER AND DATE STAMP MUST BE MARKED ON OUTSIDE OF CONNECTOR.

6. CONNECTOR ASSSEMBLY ACCEPTS 19MM CONDUIT.

7. THIS CONNECTION MEETS OR EXCEEDS SAE/USCAR-2 R5 11/01/2007, SECTION 5.4.5 MISCELLANEOUS COMPONENT ENGAGE/DISENGAGE FORCE: DISENGAGE PLR FROM FINAL POSITION TO PRE-STAGE POSITION WITH TERMINALS REVISED LIMIT ≤ 122N.

8. RECOMMENDED BOLT TORQUE: 2.5 ±0.5 Nm.

13844326	13844327	13844328	13844329	13844330	13844331	15488665	15492512
PART NO	CONNECTOR	CONN SEAL	LOCK PLR	CABLE SEAL	STRAIN RELIEF	BOLT	RETAINER

THE DRAWING SUPPLIED IS DUPLICATE INFORMATION. THE PHYSICAL PARTS ARE NOT AVAILABLE FOR ORDERING.

PART NUMBERS THAT DO NOT HAVE A LINE PRESENT INDICATE THAT PHYSICAL PARTS ARE AVAILABLE FOR ORDERING.

CONTACT DELPHI SALES TO ASSURE AVAILABILITY OF PARTS.

DWG TYPE: PART DRAWING

STYLE

VOLUME (CUT) | SYSTEM CODE: D

UNLESS OTHERWISE SPECIFIED

THIS DOCUMENT IS IN ACCORDANCE WITH ASME Y14.5M-1994 AS INTERPRET BY DEL IN GLOBAL DIMENSIONING AND TOLERANCING STANDARD (GDTS). UNLESS OTHERWISE SPECIFIED, DIMENSIONS APPLY TO THE FINISHED FEATURES BUT DO NOT INCLUDE DEFLECTION, PRE-BAKE OR SPECIAL REFERENCE.

ALL DIMENSIONS ARE IN MILLIMETERS

(N/A) PROCESS SENSITIVE DIMENSION

DIMENSION ENCLOSED IN ( ) INDICATE REFERENCE DIMENSION, NO NO TOLERANCE LIMITS ARE ESTABLISHED

| DIMENSIONAL RANGES (MM) | | | | | |

X-ON Electronics

Largest Supplier of Electrical and Electronic Components

Click to view similar products for Automotive Connectors ***category:***

Click to view products by Delphi ***manufacturer:***

Other Similar products are found below :

003-018-000 600858 60403001 60993906-B 60993913-B 629515004020001 M902-2131 M902-2161 M902-2344 72.330.1035.1 73.353.4028.0 F118010 F119300-B F132210 F132210-B F166900 F180100 F258300 F258300-B F294300-B F339100 F339700 F358300-B F374110 F407400 F412210 F427600 F444110 F487000 F495100-B F500900-B F509500B-B 770444-1 776880-1 827153-1 881735-1 8N1515-32-24P 9-1326727-8 9-1326729-8 925467-1 925474-1 928905-1 936398-2 964562-1 964562-4 964731-2 965051-1 968782-1 GT17SA-8DS-HU GT17VS-10DP-5.2CF