

WARRANTY INFORMATION

Ultimate Support Systems offers a Limited Lifetime Warranty on TS-90 SERIES. For Full Details, Exclusions and Limitations as well as information on Obtaining Warranty Service, please see full warranty details available online at www.ultimatesupport.com.

To purchase the Ultimate Protection Plus Premium Service and Support Plan, please visit www.ultimatesupport.com or call customer support at **800-525-5628** for more information.

WARRANTY REGISTRATION

Visit www.ultimatesupport.com for a quick and convenient process for registering your new Ultimate Support product. Warranty Registration and Proof of Purchase are required for warranty fulfillment. Full Limited Lifetime Warranty and Ultimate Protection Plus Premium Service and Support Plan details are available online.

ULTIMATE SUPPORT™

THE STRENGTH OF INNOVATION

Product Manual
for Ultimate Support

**TS-90 SERIES
TELELOCK™**


**STANDARD
SPEAKER STAND**
TS-90B ITEM #13908

**TALL
SPEAKER STAND**
TS-99B ITEM #13910


**TALL LEVELING LEG
SPEAKER STAND**
TS-99BL ITEM #13642



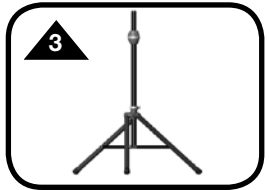
SET-UP




STEP 1
Open leg fitting lock lever.



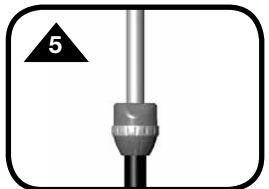
STEP 2
Turn stand upside down and pivot legs so Ultimate Support label faces you.



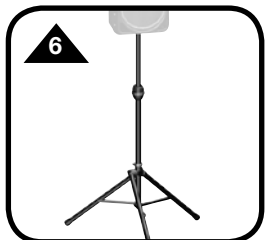
STEP 3
Turn stand upright and slide leg fitting to adjust diameter of leg spread. Leg braces should be parallel to floor for maximum stability. Close lock lever.



STEP 4
The built-in adapter fits both 1-1/2" or 1-3/8" internal diameter speaker sockets. Use the lower position for 1-1/2". For 1-3/8" sockets, depress push buttons and raise adapter until it locks in raised position.



STEP 5
Line up arrow TeleLock® collar with "RAISE". Then raise center tube 6-10". Put speaker cabinet on top of the stand and raise the cabinet to desired height. Set to "LOCK" position.



STEP 6
To lower speakers, SLOWLY rotate arrow on TeleLock collar to "LOWER" position until speaker starts to lower. To slow descent, turn collar toward the "RAISE" position. When ready to remove the speaker, rotate collar to "LOCKED" position.

On TS-99BL Leveling Leg Stand, 3rd leg adjusts to level stand on uneven surfaces. Untighten leg telescoping collar, lengthen leg and retighten knob.

SPECIAL INSTRUCTIONS

1. Occasionally clean the stand with a damp cloth or non-abrasive cleaner.

2. When loading the stand, ONLY add the speaker when the stand is in a fully upright position (all legs on the floor).

3. Do not drag the stand while it is loaded; this could break the fittings and result in damage to the stand which will not be covered under warranty.

4. Check that the leg collar is securely locked when supporting equipment.

5. Always release the TeleLock collar with caution and stand clear of the load.

6. The stand is equipped with a tube lock which prevents accidentally pulling out the center tube.

ACCESSORIES

Speaker Stand Mounting Bracket BMB-200K (#10766)

External bracket securely mounts any speaker cabinet with a flat bottom on an Ultimate Support speaker stand.



Speaker Stand Socket Mounting Bracket TSM-150MK (#13421)

Internal metal bracket securely mounts any speaker cabinet with a flat bottom on an Ultimate Support speaker stand.



Zippered Tote Bags

Heavy-duty, padded, zippered Tote Bags

BAG-90 (#15691)

Holds one TS-90B Speaker Stand.
10.5" x 49.5" (267 mm x 1257 mm)

BAG-90D (#15693)

Holds two TS-90B Speaker Stands.
14.5" x 49.5" (368 mm x 1257 mm)

BAG-99 (#15692)

Holds one TS-99B/TS-99BL Speaker Stand.
10.5" x 60.5" (267 mm x 1537 mm)

BAG-99D (#15694)

Holds two TS-99B/TS-99BL Speaker Stands.
14.5" x 60.5" (368 mm x 1537 mm)



LIGHTING TREE

Turn a Tall TS-99B, or TS-99BL Speaker Stand into a Lighting Tree.

For a Single-Tier Lighting Tree add:

LTB-48B (#14107)
48" Lighting Crossbar

For a Two-Tier Lighting Tree add:

LTV-24B (#14108) 24" Vertical Extension
LTB-48B (#14107) 48" Lighting Crossbar
LTB-24B (#14106) 24" Lighting Crossbar Pair

X-ON Electronics

Largest Supplier of Electrical and Electronic Components

Click to view similar products for [ultimate support manufacturer](#):

Other Similar products are found below :

[HYP-1010](#) [JS-SRR100](#) [BMB-200K](#) [TS-90B](#)