


3/8" DIAMETER PLUNGER SWITCH



PB/PBF-2020 Series

- ◆ Adjustable Screw Plunger
- ◆ 3/8" Diameter
- ◆ Single Drill Hole
- ◆ Press Fit or Flange
- ◆ Lifetime Warranty
- ◆ White, Brown and Gray
- ◆ 12" 22AWG Leads or Screw Terminals



PB-2020-T



PBF-2020

Part Numbers:

PB-2020	PB-2020-T	PB-3030
PBF-2020	PBF-2020-T	PBF-3030

The 3/8" PB-2020 and PBF-2020 Switch Series is a unique switch package. Designed to incorporate a plunger, push-to-activate function, into the shortest - most compact package available! Promoted as a solution to securing the newest generation of vinyl extruded or custom type windows.

Available in press-to-fit or screw down flanges, the PB/PBF-2020 Series offers the installer a reed and magnet combination for more cost effective installs.

GRI products meet or exceed these minimum general specifications:

PART NUMBER	LOOP TYPE	ELECTRICAL CONFIG.	REED FORM	MAXIMUM INITIAL CONTACT RESISTANCE (Ω)	MAXIMUM CONTACT RATING (W)	MAXIMUM SWITCHING VOLTAGE (VDC/VAC)	MAXIMUM SWITCHING CURRENT (A)
PB-2020	CLOSED	N/O	A	.150	10	200/140	.500
PB-2020-T	CLOSED	N/O	A	.150	10	200/140	.500
PBF-2020	CLOSED	N/O	A	.150	10	200/140	.500
PBF-2020-T	CLOSED	N/O	A	.150	10	200/140	.500
PB-3030	OPEN	N/C	B	.140	5	175VDC	.250
PBF-3030	OPEN	N/C	B	.140	5	175VDC	.250

Travel: Total .250
Pre Travel .110 ± .040

GEORGE RISK INDUSTRIES, INC.
GRI PLAZA
KIMBALL, NE 69145



TOLL-FREE 1-800-445-5218
TOLL-FREE 1-800-523-1227
(308) 235-4645
FAX (308) 235-3561
E-MAIL: grisales@megavision.com
WEB SITE: www.grisk.com



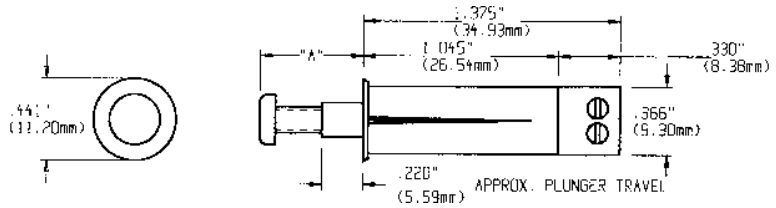
3/8" DIAMETER PLUNGER SWITCH

INSTALLATION INSTRUCTIONS:

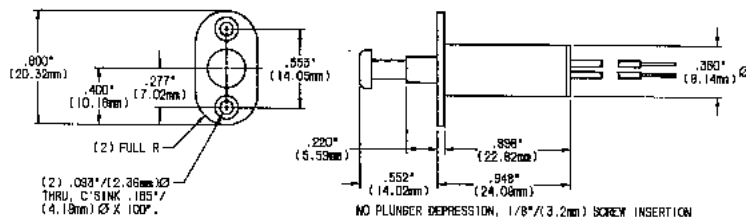
Installation requires that a single 3/8" hole be drilled, usually into the window frame, eliminating the troublesome and potentially costly hole in the window sash.

Make certain to properly adjust screw plunger prior to complete closing of window. Improper initial adjustment of screw could cause damage to the switch, resulting in a malfunction.

Available as a press fit or screw mount style with an adjustable length plunger. The PB/PBF Plunger Series may be the most versatile reed switch to date!



PB SERIES



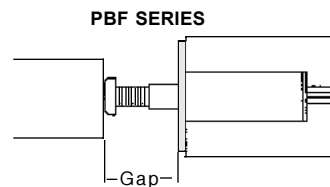
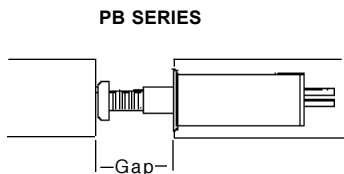
PBF SERIES

PB SERIES

Measure gap from the mounting surface. Press plunger down on the switch and adjust screw so distance between top of screw and the mounting surface is 1/32" (.0312) less than gap. If gap is 3/16" or less, remove adjusting screw. Determine maximum plunger extension PRIOR to closing window or protected opening. Improper initial adjustment of screw could cause damage to the switch.

PBF SERIES

Measure gap from the outside edge of the flange, not the mounting surface.



CAUTION

For best performance, it is recommended that the installer slightly over drill the hole for the switch and make certain hole is free of debris. If the hole is too tight, it can interfere with operation of the switch. Do NOT paint the switch or spray or apply any lubricating material to this switch. Lubricants tend to collect dust, sand and other small items of debris. Any lubricant applied to the plunger switch will obstruct or at least hamper the performance. This switch is not recommended for the bottom track of windows or sliding doors.

WARRANTY:

Lifetime warranty against workmanship, material and factory defects.

CONTACT YOUR G.R.I. DISTRIBUTOR OR CALL:

GEORGE RISK INDUSTRIES, INC.
G.R.I. PLAZA
KIMBALL, NE 69145



MADE IN U.S.A.

TOLL-FREE 1-800-445-5218

TOLL-FREE 1-800-523-1227

(308) 235-4645

FAX (308) 235-3561

E-MAIL: grisales@megavision.com

WEB SITE: www.grisk.com

X-ON Electronics

Largest Supplier of Electrical and Electronic Components

Click to view similar products for [george risk industries](#) manufacturer:

Other Similar products are found below :

[PB-2020-W](#) [110-T-W](#) [28AWG-W](#) [100-TWG-W](#) [50R-12WG-W](#) [4460A](#) [55F-12WG-BA-W](#) [180-12-W](#) [29A-W](#) [2020-12-W](#) [4532](#) [DS-03](#) [RB-01-W](#) [N2020-T-W](#) [100-12](#) [100-T-W](#) [100-12WG-W](#) [PBF-2020-W](#)