


Breakaway Screws


The 2½" breakaway wall plate screw features two different lengths at which you can break the screw for use in various application depths. Save time on mounting plates to different splash board, baseboard, and wall depths. With one screw you can service 2 ½", 2", and 1½" depths. Using a pair of pliers and your hands they break at the 1½" and 2" scribed mark. They are very easy to use. Breakaway screws also prevent installers from having to carry multiple screw lengths.

Every installer should have breakaway screws available when installing! They are sold in both master packs of 10 boxes of 100 screws per color or individual boxes of 100 and are available in industry standard colors of White, Almond, Ivory, and Black.


Breakaway Points on Screws



White



Almond




Ivory



Black

Part No. Description

Breakaway Screws	
	212SWB 2 ½" White Breakaway Screw
	212SAB 2 ½" Almond Breakaway Screw
	212SIB 2 ½" Ivory Breakaway Screw
	212SBB 2 ½" Black Breakaway Screw

www.midlite.com

Warehouse: 866 Warren Street, Fall River, MA 02721

Office Mail: PO Box 70189, No. Dartmouth, MA 02747

tel 508.676.5169 / toll free 800.606.5169 / fax 508.861.0105

 **MIDLITE**[®]
QUALITY CUSTOM PRODUCTS

X-ON Electronics

Largest Supplier of Electrical and Electronic Components

Click to view similar products for [midlite products manufacturer](#):

Other Similar products are found below :

[212SWB](#) [GR2-WH](#) [1GAL-GR1](#) [1GIV-GR1](#) [2GIV-GR2](#) [GR1-BK](#) [DC1W](#) [DR2G-GR10-W](#) [4642-W](#) [2GSBK](#) [2GBK-GR2](#) [2GWH-GR2](#)
[1GSWH](#) [1GBK-GR1](#) [2GSWH](#) [1GWH-GR1](#)