

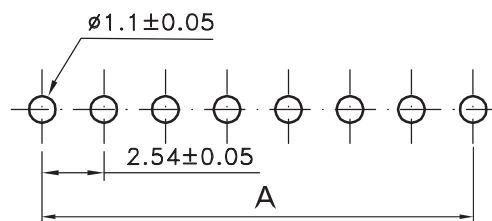
1

2

3

4

5



PCB LAYOUT - COMPONENT VIEW


TECHNICAL CHARACTERISTICS

MATERIAL
 INSULATOR: PA6T
 FLAMMABILITY RATING: UL94-V0
 COLOR: BLACK
 CONTACT MATERIAL: COPPER ALLOY
 CONTACT TYPE: STAMPED
 CONTACT PLATING: GOLD
 QUALITY CLASS: 3 AS PER CECC 75 301-802
 PITCH: 2.54MM

ENVIRONMENTAL
 OPERATING TEMPERATURE: -40 UP TO 105°C
 COMPLIANCE: LEAD FREE AND ROHS

ELECTRICAL
 CURRENT RATING: 3A
 WORKING VOLTAGE: 250V AC
 INSULATOR RESISTANCE: >1000 MOHM
 DIELECTRIC WITHSTANDING VOLTAGE: 500V AC/MN
 CONTACT RESISTANCE: 20 mOHM MAX

STANDARD

 CERTIFIED: E323964

SOLDERING

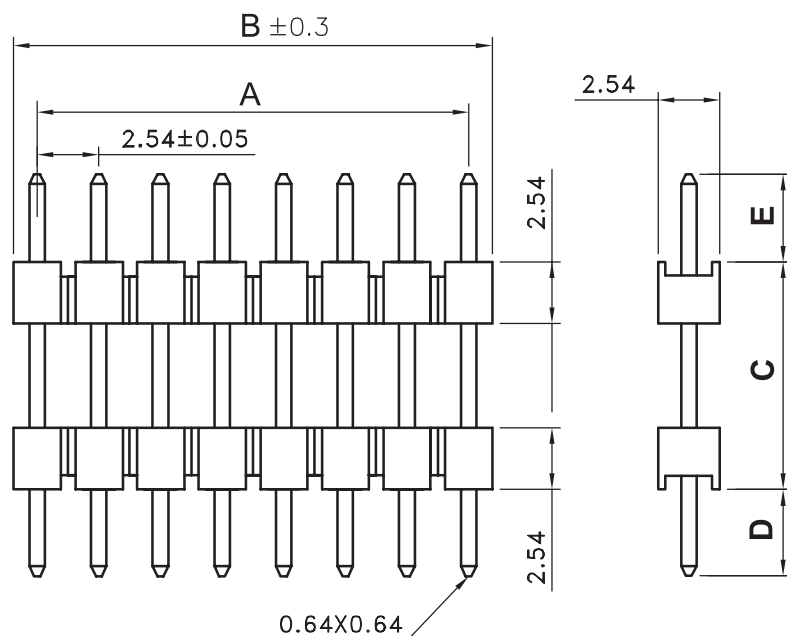
JEDEC LEAD FREE WAVE SOLDERING PROCESS

PACKAGING

BAG

DIMENSION

ORDER CODE	PINS	A	B	C	D	E
6130xx11221	32	78.74	81.28	15.24	3.00	3.00
6130xx18421	32	78.74	81.28	15.24	6.00	3.00
6130xx11321	32	78.74	81.28	30.48	3.00	3.00
6130xx18521	32	78.74	81.28	30.48	6.00	3.00



RoHS Compliant

REV	DATE	FILE	BY
G	16-JUN-15	PCN PA6T	AK
F	22-OCT-10	NB PINS OF PART	JP
E	24-NOV-09	STANDARD	JP
D	23-NOV-07	MODIFICATIONS	EC
C	11-DEC-06	DRAW	EC
B	28-MAR-04	LEAD FREE	JP
A	06-AUG-02	PDF	JP

PROJECTION:



APPROVAL: GMo

GENERAL TOLERANCE

.X = ± 0.2

.XX = ± 0.15



UNIT: MM

SCALE:

SHEET: 1/2

DRAW: PEARL

DESCRIPTION: 2.54MM PIN HEADER DUAL BOARD STACKER

WERI PART NO: 613 032 1xx 21

SIZE

A4

1

2

3

4

5

Cautions and Warnings:

This electronic component is designed and developed with the intention for use in general electronics equipments.

Before incorporating the components into any equipments in the field such as aerospace, aviation, nuclear control, submarine, transportation, (automotive control, train control, ship control), transportation signal, disaster prevention, medical, public information network etc. where higher safety and reliability are especially required or if there is possibility of direct damage or injury to human body, Würth Elektronik must be asked for a written approval.

In addition, even electronic component in general electronic equipments, when used in electrical circuits that require high safety, reliability functions or performance, the sufficient reliability evaluation-check for the safety must be performed before by the user before usage.

A

B

C

RoHS Compliant

G				PROJECTION: 	GENERAL TOLERANCE .X = +/- 0.2 .XX = +/- 0.15		
F							
E							
D							
C				APPROVAL: JC	UNIT: MM	DESCRIPTION: DISCLAIMER	SIZE A4
B					SCALE:		
A	10-SEP-14	PDF	QL		SHEET: 2/2	WERI PART NO: DISCLAIMER	
REV	DATE	FILE	BY		DRAW: QL		

D

X-ON Electronics

Largest Supplier of Electrical and Electronic Components

Click to view similar products for [wurth manufacturer](#):

Other Similar products are found below :

[687001](#) [742700](#) [74270062](#) [74437349220](#) [744741101](#) [750314624](#) [750341638](#) [31402](#) [686626050001](#) [744741471](#) [744772681](#) [744777](#)
[749119950](#) [750312504](#) [890334025009](#) [IC-744885](#) [875115350002](#) [865230143004](#) [860160275030](#) [600690282801](#) [178050601](#) [615008138221](#)
[750311898](#) [744999](#) [7446823003](#) [7446323004](#) [744028](#) [66201621822](#) [7446221012](#) [744720](#) [760895431](#) [760895651](#) [662006236022](#)
[64900621822](#) [418117270910](#) [890334026014](#) [744839208072](#) [744762A/RFI](#) [74651174R](#) [744838180160](#) [750310346](#) [861011384014](#)
[750817018](#) [3020903](#) [885342](#) [2603019321001](#) [2603019021001](#) [2606039021001](#) [2608019324001](#) [2607019213001](#)