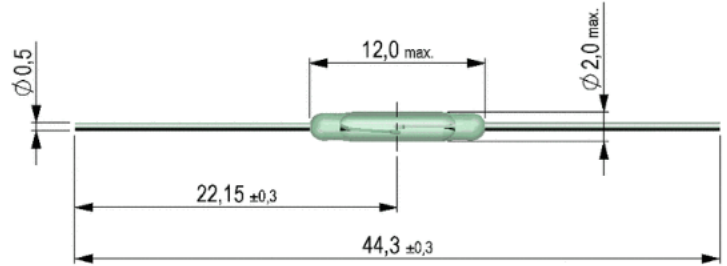


KSK-1A46 Reed Switches



- Features: Miniature, Close Differential, Long Life Expectancy
- Applications: Relay, Valve-Detection, Rotary Detector & Others
- Markets: Test & Measurement, Military, Safety & Others

Part Description: **K S K - 1 A 4 6 X X X X**


Contact QTY	Contact Form	Switch Model	Pull-In Excitation (AT-Range)
1	A (SPST-NO)	46	10 – 40

Contact Data	Unit	
Rated Power (max.) Any DC combination of V&A not to exceed their individual max.'s	10	W
Switching Voltage (max.) DC or peak AC	200	V
Switching Current (max.) DC or peak AC	0.5	A
Carry Current (max.) DC or peak AC	1.0	A
Contact Resistance (max.) @ 0.5V & 10mA	150	mOhm
Breakdown Voltage (min.) DC or peak AC	225	V
Operating Time (max.) Incl. Bounce; Measured with 40% Overdrive	0.7	ms
Release Time (max.) Measured with no Coil Excitation	0.1	ms
Test Coil	KMS-01	
Insulation Resistance (min.) RH < 45%, 100 V Test Voltage	1,000	GOhm
Capacitance (typ.) @ 10kHz across open Switch	0.2	pF

Series Datasheet – KSK-1A46 Reed Switches

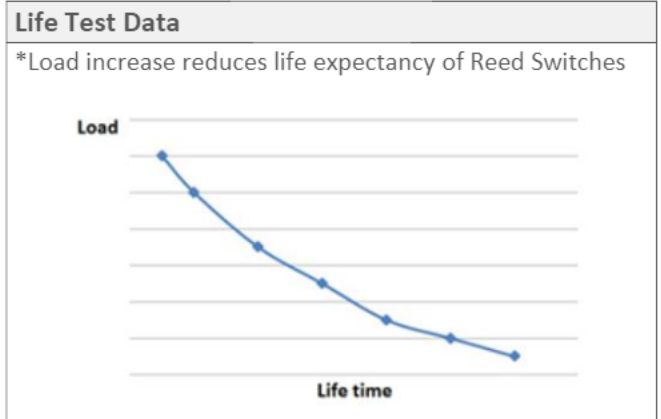
www.standexmeder.com

Dimensions (mm)	
Overall Length (max.)	44.3
Glass Length (max.)	12
Glass Dia (max.)	2.0
Lead Dia. (max.)	0.5



Environmental Data		Unit
Shock Resistance (max.) 1/2 sine wave duration 11ms	50	g
Vibration Resistance (max.)	20	g
Operating Temperature	-40 to 130	°C
Storage Temperature	-55 to 130	°C
Soldering Temperature (max.) 5 sec. max.	260	°C

Handling & Assembly Instructions	
➤	Use proper lead clamping or heat sinking techniques to prevent mechanical and/or heat stress to the glass seal during bending, cutting, soldering, and welding
➤	Mechanical shock as the result of dropping the reed switch typically from a distance of greater than 12" may change it's magnetic sensitivity and/or destroy the switch
➤	Any form of modification to the switch leads will alter it's magnetic sensitivity
➤	Series resistor recommended for >5m cable length



Glossary		
Form A	NO = Normally Open Contacts SPST = Single Pole Single Throw	
Form B	NC = Normally Closed Contacts SPST = Single Pole Single Throw	
Form C	Changeover SPDT = Single Pole Double Throw	



X-ON Electronics

Largest Supplier of Electrical and Electronic Components

Click to view similar products for [standexmeder](#) manufacturer:

Other Similar products are found below :

[MK18-B-500W](#) [DIP05-1A72-12L](#) [CRF05-1AS](#) [HE06-1B83-150](#) [HE24-1A83](#) [MK02/0-1A66-1000W](#) [SHV12-1A85-78L3K](#) [KT12-1A-BV88589](#) [SIL05-1A72-71QHR](#) [NDFEB 8X15MM](#) [BE12-2A85-BV420](#) [MK04-1A66B-500W](#) [DIP05-1A72-13L](#) [HM24-1A69-20-6](#) [HM12-1A83-06-UL](#) [H12-1B83](#) [KT12-1A-40L-THT](#) [SIL05-1A31-71L](#) [MK06-4-C](#) [LI05-1A85](#) [NDFEB 10X5X1.9MM](#) [LS01-1A66-PP-500W](#) [M11/M8](#) [LS02-1A66-PP-500W](#) [HM24-1A69-300](#) [LS02-1A66-PA-500W](#) [KT05-1A-40L-THT](#) [MK21M-1A66C-500W](#) [DIP24-1C90-51D](#) [SIL24-1A72-71D](#) [SIL24-1A75-71L](#) [DIP12-1A72-12L](#) [ORD211-1015](#) [DIP12-2A72-21L](#) [H24-1A83](#) [MK17-C-3](#) [SHV12-1A85-78L4K](#) [ALNICO500; 10X40MM](#) [HE24-1A83-02](#) [MS05-1A87-75DHR](#) [DIL05-2C90-63L](#) [DIP24-1A72-12L](#) [HM24-1A69-06](#) [DIP24-1A31-16D](#) [HE06-1A16](#) [MK03-1A66E-500W](#) [LS01-1A66-PA-500W](#) [ORD228VL-2030](#) [DIP05-1C90-51L](#) [ALNICO500 5X22MM](#)