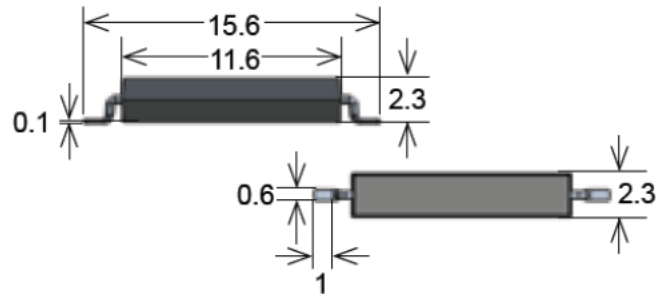


MK16 Series Reed Sensors



- Features: Supplied in Tape & Reel, Axial or Gull-Wing Lead, Excellent for Low Power Operations
- Applications: On/Off Control Switch, Position Detection, Switching Element in Microphones & Others
- Markets: Appliance, Telecommunication, Security, Medical & Others

Part Description: **MK 16-0-X**

Magnetic Sensitivity	Lead Design
B, C, D, E	1, 2

Customer Options	Switch Model	Unit
Contact Data	87	
Rated Power (max.) <small>Any DC combination of V&A not to exceed their individual max.'s</small>	10	W
Switching Voltage (max.) <small>DC or peak AC</small>	200	V
Switching Current (max.) <small>DC or peak AC</small>	0.4	A
Carry Current (max.) <small>DC or peak AC</small>	0.5	A
Contact Resistance (max.) <small>@ 0.5V & 50mA</small>	150	mOhm
Breakdown Voltage (min.) <small>According to EN60255-5</small>	0.23	kVDC
Operating Time (max.) <small>Incl. Bounce; Measured with w/ Nominal Voltage</small>	0.6	ms
Release Time (max.) <small>Measured with no Coil Excitation</small>	0.05	ms
Insulation Resistance (typ.) <small>Rh<45%, 100V Test Voltage</small>	10 ⁹	GOhm
Capacitance (typ.) <small>@ 10kHz across open Switch</small>	0.2	pF

Series Datasheet – MK16 Reed Sensors


www.standexmeder.com

Housing and Lead Specifications	
Housing Material	Mineral Filled Epoxy
Case Color	Black
Lead design 1	Flat, straight leads for PCB slot mounting
Lead design 2	Flat, bent SMD leads

Environmental Data		Unit
Shock Resistance (max.) 1/2 sine wave duration 11ms	30	g
Vibration Resistance (max.)	20	g
Operating Temperature	-40 to 130	°C
Storage Temperature	-50 to 130	°C
Soldering Temperature (max.) 5 sec. max.	260	°C

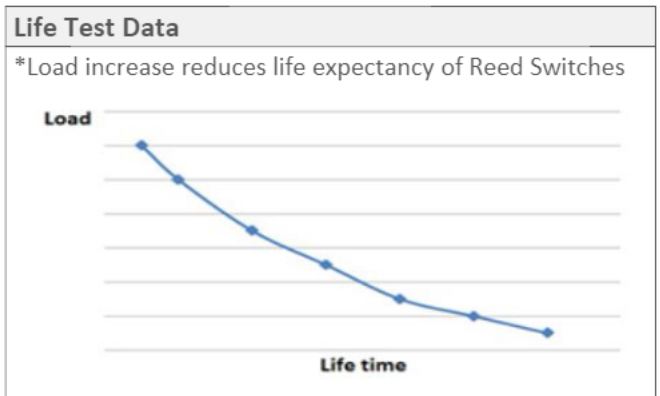
Glossary Contact Form		
Form A	NO = Normally Open Contacts SPST = Single Pole Single Throw	
Form B	NC = Normally Closed Contacts SPST = Single Pole Single Throw	
Form C	Changeover SPDT = Single Pole Double Throw	

Glossary Magnetic Sensitivity							
Sens.	A	B	C	D	E	F	G
AT	05-10	10-15	15-20	20-25	25-30	30-35	35-40



Handling & Assembly Instructions

- Use proper lead clamping or heat sinking techniques to prevent mechanical and/or heat stress during, soldering, and welding
- Mechanical shock as the result of dropping the reed sensor typically from a distance of greater than 12" may change it's magnetic sensitivity and/or destroy the sensor



X-ON Electronics

Largest Supplier of Electrical and Electronic Components

Click to view similar products for [standexmeder](#) manufacturer:

Other Similar products are found below :

[MK18-B-500W](#) [DIP05-1A72-12L](#) [CRF05-1AS](#) [HE06-1B83-150](#) [HE24-1A83](#) [MK02/0-1A66-1000W](#) [SHV12-1A85-78L3K](#) [KT12-1A-BV88589](#) [SIL05-1A72-71QHR](#) [NDFEB 8X15MM](#) [BE12-2A85-BV420](#) [MK04-1A66B-500W](#) [DIP05-1A72-13L](#) [HM24-1A69-20-6](#) [HM12-1A83-06-UL](#) [H12-1B83](#) [KT12-1A-40L-THT](#) [SIL05-1A31-71L](#) [MK06-4-C](#) [LI05-1A85](#) [NDFEB 10X5X1.9MM](#) [LS01-1A66-PP-500W](#) [M11/M8](#) [LS02-1A66-PP-500W](#) [HM24-1A69-300](#) [LS02-1A66-PA-500W](#) [KT05-1A-40L-THT](#) [MK21M-1A66C-500W](#) [DIP24-1C90-51D](#) [SIL24-1A72-71D](#) [SIL24-1A75-71L](#) [DIP12-1A72-12L](#) [ORD211-1015](#) [DIP12-2A72-21L](#) [H24-1A83](#) [MK17-C-3](#) [SHV12-1A85-78L4K](#) [ALNICO500; 10X40MM](#) [HE24-1A83-02](#) [MS05-1A87-75DHR](#) [DIL05-2C90-63L](#) [DIP24-1A72-12L](#) [HM24-1A69-06](#) [DIP24-1A31-16D](#) [HE06-1A16](#) [MK03-1A66E-500W](#) [LS01-1A66-PA-500W](#) [ORD228VL-2030](#) [DIP05-1C90-51L](#) [ALNICO500 5X22MM](#)