



Main

Range of product	Altistart 48
Product or component type	Soft starter
Product destination	Asynchronous motors
Product specific application	Heavy duty industry and pumps
Device short name	ATS48
[Us] rated supply voltage	230...415 V (- 15...10 %)
Motor power kW	55 kW at 230 V (connection to the motor delta terminals) for severe applications 55 kW at 400 V (connection in the motor supply line) for severe applications 75 kW at 230 V (connection to the motor delta terminals) for standard applications 75 kW at 400 V (connection in the motor supply line) for standard applications 90 kW at 400 V (connection to the motor delta terminals) for severe applications 110 kW at 400 V (connection to the motor delta terminals) for standard applications 30 kW at 230 V (connection in the motor supply line) for severe applications 37 kW at 230 V (connection in the motor supply line) for standard applications
Power dissipation in W	For severe applications 306 W For standard applications 391 W
Utilisation category	AC-53A
Type of start	Start with torque control (current limited to 5 In)
IcL starter rating	110 A (connection in the motor supply line) for severe applications 191 A (connection to the motor delta terminals) for severe applications 242 A (connection to the motor delta terminals) for standard applications 140 A (connection in the motor supply line) for standard applications
IP degree of protection	IP00

Complementary

Assembly style	With heat sink
Function available	External bypass (optional)
Supply voltage limits	195...456 V
Supply frequency	50...60 Hz (- 5...5 %)
Network frequency	47.5...63 Hz
Device connection	In the motor supply line To the motor delta terminals
Factory setting current	131 A
[Uc] control circuit voltage	220 - 15 % to 415 + 10 %, 50/60 Hz
Control circuit consumption	30 W

Discrete output number	2
Discrete output type	(LO1) logic output 0 V common configurable (LO2) logic output 0 V common configurable (R1) relay outputs fault relay NO (R2) relay outputs end of starting relay NO (R3) relay outputs motor powered NO
Output absolute accuracy precision	+/- 5 %
Minimum switching current	Relay outputs 10 mA at 6 V DC
Maximum switching current	Logic output 0.2 A at 30 V DC Relay outputs 1.8 A at 230 V AC inductive load, cos phi = 0.5, L/R = 20 ms Relay outputs 1.8 A at 30 V DC inductive load, cos phi = 0.5, L/R = 20 ms
Discrete input number	5
Discrete input type	PTC, 750 Ohm at 25 °C (Stop, Run, LI3, LI4) logic, <= 8 mA 4300 Ohm
Discrete input voltage	24 V (<= 30 V)
Discrete input logic	Positive logic (Stop, Run, LI3, LI4) state 0 < 5 V and <= 2 mA, state 1 > 11 V and >= 5 mA
Supply inrush current	Adjustable 0.4...1.3 Icl
Analogue output type	(AO) current output 0-20 mA or 4-20 mA <= 500 Ohm
Communication port protocol	Modbus
Connector type	1 RJ45
Communication data link	Serial
Physical interface	RS485 multidrop
Transmission rate	4800, 9600 or 19200 bps
Installed device	31
Protection type	Phase failure (line) Thermal protection (motor) Thermal protection (starter)
Marking	CE
Type of cooling	Forced convection
Operating position	Vertical +/- 10 degree
Height	340 mm
Width	200 mm
Depth	265 mm
Product weight	12.4 kg
Power range	30...50 kW at 200...240 V 3 phases 55...100 kW at 380...440 V 3 phases 55...100 kW at 200...240 V 3 phases 110...220 kW at 380...440 V 3 phases
Motor starter type	Soft starter

Environment

Electromagnetic compatibility	Conducted and radiated emissions conforming to IEC 60947-4-2 level A Conducted and radiated emissions conforming to IEC 60947-4-2 level B Damped oscillating waves conforming to IEC 61000-4-12 level 3 Electrostatic discharge conforming to IEC 61000-4-2 level 3 Immunity to electrical transients conforming to IEC 61000-4-4 level 4 Immunity to radiated radio-electrical interference conforming to IEC 61000-4-3 level 3 Voltage/Current impulse conforming to IEC 61000-4-5 level 3
Standards	EN/IEC 60947-4-2
Product certifications	CCC CSA TCF UL NOM 117 DNV C-Tick SEPRO GOST
Vibration resistance	1 gn (f = 13...200 Hz) conforming to EN/IEC 60068-2-6 1.5 mm (f = 2...13 Hz) conforming to EN/IEC 60068-2-6
Shock resistance	15 gn for 11 ms conforming to EN/IEC 60068-2-27

Noise level	50 dB
Pollution degree	Level 3 conforming to IEC 60664-1
Relative humidity	0...95 % without condensation or dripping water conforming to EN/IEC 60068-2-3
Ambient air temperature for operation	-10...40 °C without derating > 40...60 °C with current derating of 2 % per °C
Ambient air temperature for storage	-25...70 °C
Operating altitude	<= 1000 m without derating > 1000...2000 m with current derating of 2.2 % per additional 100 m

Contractual warranty

Warranty period	18 months
-----------------	-----------






Dimensions

- (1) Right View
- (2) Front View

Clearance



Our Proposal: Circuit Breaker + Contactor + Soft starter for Motor Power from 30 to 75 kW and 230 to 400 VAC

Motor power (kW)	ICU (kA)	Breaker	Contactor (*)	Instantaneous auxiliary contact	Motor Starter
30 kW for 230 V	85	 LV430830	 LC1D115P7	-	 ATS48C14Q
37 kW for 230 V	85	 LV430830	 LC1D150P7	-	 ATS48C14Q
55 kW for 400 V	36	 LV430830	 LC1D115P7	-	 ATS48C14Q
75 kW for 400 V	36	 LV430830	 LC1D150P7	-	 ATS48C14Q

Non contractual pictures.

Motor power kW	Coil voltage VDC	24	48	110	125	220	230	Other
30 kW for 230 V	LC1D115 ..	BD	ED	-	-	-	-	Complete Offer
55 kW for 400 V	LC1D115 ..	BD	ED	-	-	-	-	Complete Offer
37 kW for 230 V	LC1D150 ..	BD	ED	-	-	-	-	Complete Offer
75 kW for 400 V	LC1D150 ..	BD	ED	-	-	-	-	Complete Offer

(*) You can select the contactor proposed or variants. Please consider examples hereafter or follow the link to the complete offer.

Motor power kW	Coil voltage VAC 40...400 Hz	24	48	110	115	120	220	230	240	400	Other
37 kW for 230 V	LC1D150 ..	B7	E7	F7	FE7	-	M7	P7	-	V7	Complete Offer
75 kW for 400 V	LC1D150 ..	B7	E7	F7	FE7	-	M7	P7	-	V7	Complete Offer
55 kW for 400 V	LC1D115 ..	B7	E7	F7	FE7	-	M7	P7	-	V7	Complete Offer

(**) You can select the breaker proposed or variants. Please consider examples hereafter or follow the link to the complete offer.

Motor power kW	ICU (F)	Breaker with capacity level F	ICU (H)	Breaker with capacity level H	ICU (N)	Breaker with capacity level N	Other
30 to 37 kW for 230 V	85	LV430830	100	LV430834	90	LV430832	Complete Offer
55 to 75 kW for 400 V	36	LV430830	70	LV430834	50	LV430832	Complete Offer

X-ON Electronics

Largest Supplier of Electrical and Electronic Components

Click to view similar products for [schneider manufacturer](#):

Other Similar products are found below :

[LU9M1](#) [7D](#) [7S](#) [7XA1](#) [FNQR2](#) [8501RS44V24](#) [8501RSD14P14V51](#) [8501XO20V03Y414](#) [9001KXRK](#) [9001SKR9P35RH25](#) [9001SKT35L31](#)
[9003K2C003GA](#) [9007AA1](#) [9007BA1](#) [9007C54D](#) [9007C62A2](#) [9007CA11](#) [9007FA3](#) [9007HA4](#) [9007HA6](#) [9007KA1](#) [9007KB11](#)
[9007MS01S0206](#) [9007MS02S0300](#) [9012GAR4](#) [9012GAW2](#) [9012GBW1](#) [9012GDW5E3](#) [9012GFW1](#) [9012GNG1](#) [9012GNG3](#) [9012GNG6](#)
[9013FHG39J69](#) [9013GHG2J30](#) [9050JCK2F30V14](#) [GV2P10](#) [GVAN20](#) [GZ1E02](#) [A9F04616](#) [ABL8RPS24030](#) [RMPT20BD](#) [ATS01N206QN](#)
[CAD32BD](#) [CAD32F7](#) [CAD50BD](#) [CAD50P7](#) [RSL1PRJU](#) [9001KA35](#) [9001KA3G](#) [9001KA4](#)