



SERIES 1050 - ENCLOSED SNAP ACTION SWITCHES

UP TO 10 (1,5) A 250 V~



PRODUCT ADVANTAGES

- ◆ Small snap action switches in size DIN 41635 design B
- ◆ Maximum functional reliability by tension spring contact system
- ◆ Precise switching accuracy with long life endurance
- ◆ Special shape of the PCB terminals for better automatic soldering
- ◆ The versions with mushroom-head actuators can be approached from all sides
- ◆ The standard program includes a number of different ratings and terminal versions
- ◆ The optional actuators made of chrome-nickel-steel are available in different shapes and lengths. These can easily be retrofitted.

SWITCHING FUNCTIONS

- ◆ Change-over
- ◆ Normally open
- ◆ Normally closed

TERMINAL VERSIONS

- ◆ Quick-connect terminal 2.8 x 0.5 mm
- ◆ Solder terminal
- ◆ PCB terminal
- ◆ Angled PCB terminal

VERSIONS ON REQUEST

- ◆ With longer over-travel
- ◆ Approved to T 125
- ◆ With increased or reduced movement differential
- ◆ With gold-plated contacts
- ◆ With electrical rating
2 (2) A 250 V~ 25E3
Actuating force $\leq 2,2$ N
- ◆ With electrical rating
6 (2) A 250 V~ 25E3

Electrical rating (depending on version)	10 (1,5) A 250 V~ 10E3 10,1 A 125 - 250 VAC 1/4 HP
Version	DIN 41635 B
Actuating force max.	≤ 2,2 N
Mechanical life endurance	10E6 without optional actuator (1,5N-Version) 1E6 with optional actuator
Electrical life endurance	electrical rating-dependent
Contact resistance (new state)	< 100 mΩ
Insulation resistance (new state)	> 100 MΩ (500 V DC between the open contacts)
High voltage resistance (new state)	750 V eff. (between the open contacts) 1250 V (basic insulation)
Bounce time	< 5 ms
Protection type	IP 40
Resistance to tracking	PTI 175
Contact gap	< 3 mm (μ)
Ambient temperature	-40 °C ... +100 °C no condensation
Storage temperature	-40 °C ... +100 °C
Flammability	UL 94 V-2
Heat and fire-resistance	850 °C (category D)
Material	actuator PA housing PBTP optional actuator chrome-nickel steel optional actuator roller PA
Contacts	AgNi/AgNi resp. gold-plated
Material	quick-connect terminals CuZn resp. silver-plated solder terminals NC and NO tinned / COM silver-plated PCB terminals tinned and sealed to the switch
Solderability of terminals	max. 350 °C, 2-3 sec. (no pressure on the terminals when soldering by hand!)
Approval marks	
Suitable for appliances of protection class II. Required air and creepage distances within the appliances have to be observed.	

The test conditions comply with EN 61058-1 resp. UL 1054.

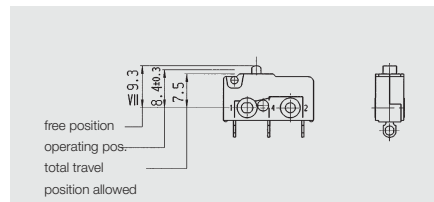
STANDARD VERSION

Actuating force ≤ 1,5 N
[Actuating force ≤ 2,2 N]

5 A 250 V~ 50E3
5 A 125-250 VAC 1/10 HP

10 (1,5) A 250 V~ 10E3
10,1 A 125-250 VAC 1/4 HP

2 (0,5) A 250 V~ 25E3
2 A 125-250 VAC



mov. differential max. 0.2 mm
pre-travel max. 1.2 mm
over-travel min. 0.6 mm

change-over

1050.1102*
 1050.0102*
 1050.2102*
 1050.3102
 1050.4102

normally open

1050.1122
 1050.0122*
 1050.2122*

normally closed

1050.1142

change-over

[1050.0103*]

contacts gold-plated

1050.1151*
 1050.2151*

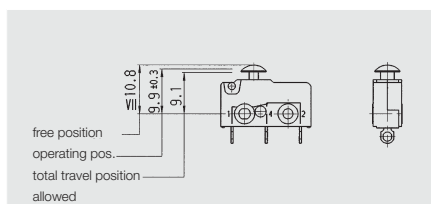
* Version on stock

SERIES 1050 - ENCLOSED SNAP ACTION SWITCHES

UP TO 10 (1,5) A 250 V~

MUSHROOM HEAD ACTUATOR

Actuating force $\leq 1,5$ N



mov. differential max. 0.2 mm
pre-travel max. 1.2 mm
over-travel min. 0.5 mm

5 A 250 V~ 50E3

5 A 125-250 VAC 1/10 HP

Change-over

☐ 1050.1202*

☉ 1050.0202*

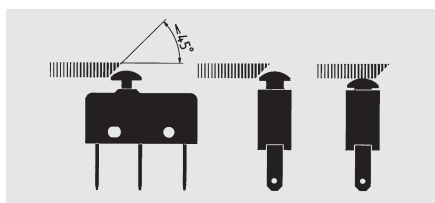
☞ 1050.2202*

2 (0,5) A 250 V~ 25E3

2 A 125-250 VAC

Contacts gold-plated

☐ 1050.4251



The mushroom head actuator allows actuation from all sides in addition to vertical actuation from above.

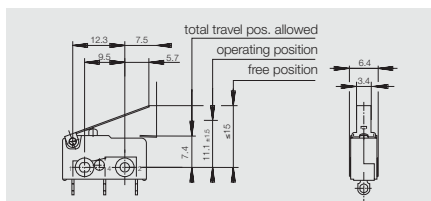
An angle of $< 45^\circ$ is necessary on the actuating element for such applications (angle for versions with longer over-travel on request). To keep the friction as low as possible, we recommend that you use materials with a low friction coefficient. The surface of the actuating element should be polished.

The mechanical life depends on the material and surface properties as well as on the design of the slide.

VERSION WITH OPTIONAL ACTUATOR

Actuating force $\leq 0,5$ N

[Actuating force $\leq 0,6$ N]



mov. differential max. 1.0 mm
pre-travel max. 5.4 mm
over-travel min. 2.2 mm

5 A 250 V~ 50E3

5 A 125-250 VAC 1/10 HP

Change-over

☉ 1050.5202*

☞ 1050.7202*

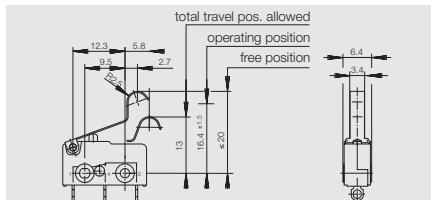
2 (0,5) A 250 V~ 25E3

2 A 125-250 VAC

Contacts gold-plated

☐ 1050.6251

☉ 1050.5251*



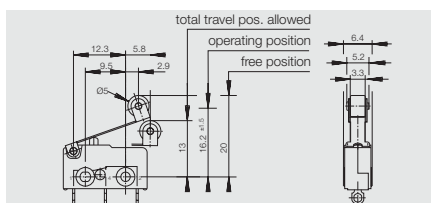
mov. differential max. 1.0 mm
pre-travel max. 5.1 mm
over-travel min. 1.9 mm

5 A 250 V~ 50E3

5 A 125-250 VAC 1/10 HP

Change-over

☉ [1050.5502*]



mov. differential max. 1.0 mm
pre-travel max. 5.3 mm
over-travel min. 1.7 mm

5 A 250 V~ 50E3

5 A 125-250 VAC 1/10 HP

Change-over

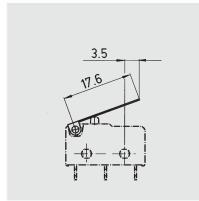
☐ [1050.6702*]

☉ [1050.5702*]

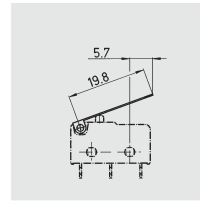
☞ [1050.7702*]

OPTIONAL METAL LEVERS

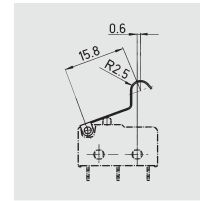
These optional metal levers are available as accessory parts for retrofitting.



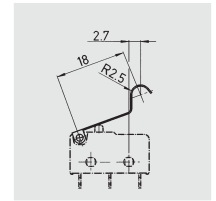
191 071 011*



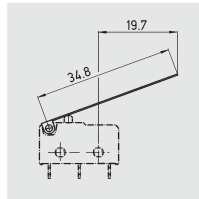
191 071 021*



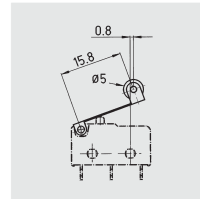
191 071 041*



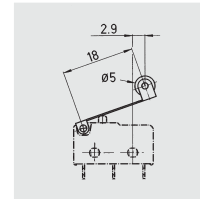
191 071 051*



191 071 101*



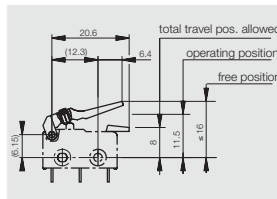
191 078 013*



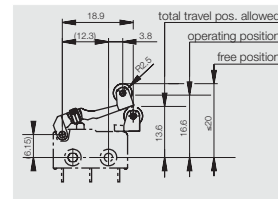
191 078 023*

OPTIONAL PLASTIC LEVERS

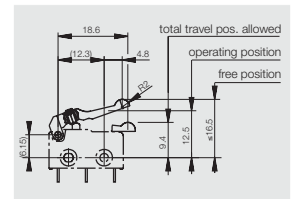
These optional plastic levers are available as accessory parts for retrofitting.



190 075 013*

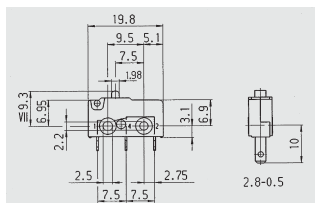


190 072 013*

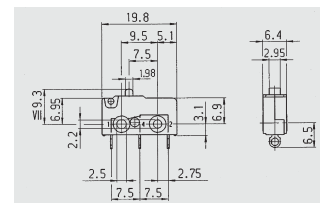


190 074 013*

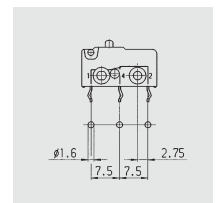
DIMENSIONED DRAWINGS



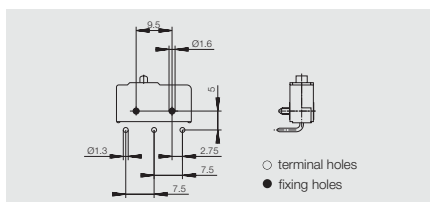
□ quick-connect



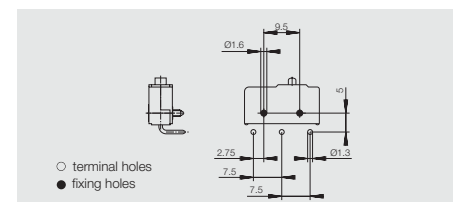
⊕ solder terminal



⌋ bent PCB terminal



⌋ angled PCB-terminal to socket side (left)



⌋ angled PCB-terminal to cover side (right)

X-ON Electronics

Largest Supplier of Electrical and Electronic Components

Click to view similar products for [marquardt](#) manufacturer:

Other Similar products are found below :

[1661.0201-00](#) [2420.0101](#) [01050.5305-00](#) [01802.1108-02](#) [1264.3501](#) [1921.1101](#) [1045.2702](#) [1050.0151](#) [0320.0302](#) [3250.0590](#) [1800.1108](#)
[01050.3102](#) [01835.3102-01](#) [2709.5101](#) [1552.3112](#) [1804.1102](#) [1839.1407](#) [840.000.071](#) [1824.1101](#) [1805.7109-03](#) [1263.0201](#) [1251.0106](#)
[1363.0101](#) [1808.6302-00](#) [01805.7104](#) [1352.0101](#) [1935.3133](#) [828.000.021](#) [1269.0201](#) [02410.0401-02](#) [1010.0101](#) [1837.1118](#) [02410.0301-02](#)
[02420.0101-00](#) [1005.0101](#) [2410.1001](#) [1552.4606](#) [2410.0301](#) [2410.0101](#) [01881.1104-01](#) [1832.8112](#) [1838.1509-01](#) [1010.7254](#) [01004.1002-02](#)
[825.003.011](#) [1230.0501](#) [5000.0103](#) [09033.0400-00](#) [0100.1201](#) [0132.0101](#)