


SERIES 1056/1055/1058 - ENCLOSED SNAP ACTION SWITCHES

PROTECTION TYPE IP 40 AND IP 67, UP TO 4 A 12 V / 2 A 24 V



PRODUCT ADVANTAGES

- ◆ Series 1055 / 1058: compact design with dust and water proof switching system according to IP 67, versions 1058 are also protected with IP 67 from the terminal side
- ◆ Large over-travel, ≥ 1.2 mm despite small size
- ◆ Small operating point tolerances
- ◆ The special actuator design enables an approach angle up to 40°
- ◆ Switching reliability by tension spring contact system
- ◆ For electrical ratings up to 4 A 12 V resp. 2 A 24 V
- ◆ The modular principle offers a wide selection of terminals, optional actuators and types of fastenings

SWITCHING FUNCTION SERIES 1055/1056

- ◆ Change-over

SWITCHING FUNCTIONS SERIES 1058


- ◆ Change-over
- ◆ Normally open
- ◆ Normally closed


TERMINAL VERSIONS

- ◆ Solder terminal
- ◆ Straight PCB terminal
- ◆ Angled PCB terminal
- ◆ Bent PCB terminal, asymmetrical connections
- ◆ Quick-connect terminal
- ◆ Top side connection wires (only 1058)

VERSIONS ON REQUEST

- ◆ With electrical rating 0,5 (0,5) A 250 V~ 25E3 and ENEC-approval mark
- ◆ For ambient temperature $> 100^\circ\text{C}$
- ◆ Different optional actuators
- ◆ Other connection wires and different lengths

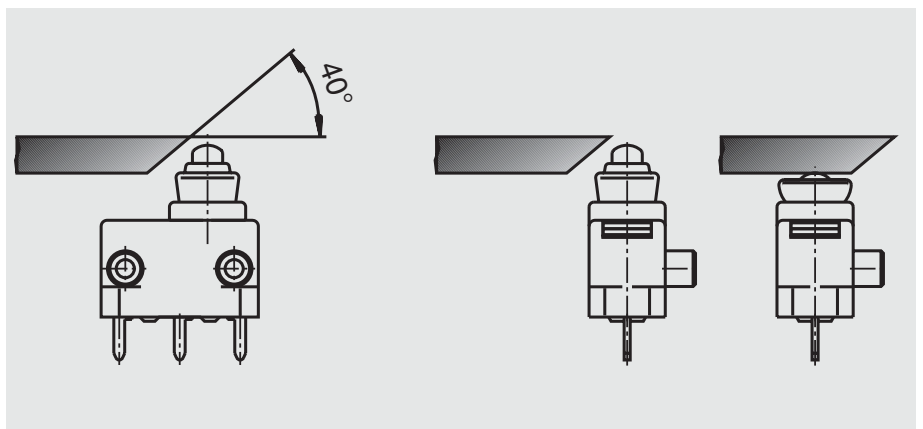


| | |
|--|--|
| Electrical rating | 4 A 12 V 2 A 24 V |
| Actuating force | series 1055/1058 $\leq 1,8$ N series 1056 $\leq 1,3$ N |
| Mechanical life endurance | $\geq 1E6$ |
| Electrical life endurance | 10 mA / 12 V $\geq 1E6$ 2 A / 12 V $\geq 200E3$ |
| Contact resistance (new state) | < 50 m Ω |
| Insulation resistance (new state) | > 100 M Ω (500 V DC between the open contacts) |
| Protection type series 1056 actuating side | IP 40 |
| terminal side | IP 00 |
| Protection type series 1055 actuating side | IP 67 |
| terminal side | IP 00 |
| Protection type series 1058 actuating side | IP 67 |
| terminal side | IP 67 |
| Contact gap | < 3 mm (μ) |
| Ambient temperature | -40 °C ... +85 °C no condensation |
| Storage temperature | -40 °C ... +100 °C |
| Flammability | UL 94 V-2 |
| Material socket / housing / actuator | PA / PBTP / POM |
| optional actuator (1055 and 1058) | chrome-nickel steel |
| Contacts | AuAg plated |
| Connection slits | tinned |
| Solderability of terminals | max. 350 °C, 2-3 sec. (without pressure on the terminals when soldering by hand!) |
| Approval mark |  on request |

APPROACH ANGLE UP TO 40°

The robust actuator guide allows actuation by slide or camshaft from all directions with an approach angle $\leq 40^\circ$.

The mechanical life depends on the material and surface properties of the slide and the installation situation in the device. The diagram opposite is also applicable to the 1056 and 1058 series.



SERIES 1056/1055/1058 - ENCLOSED SNAP ACTION SWITCHES

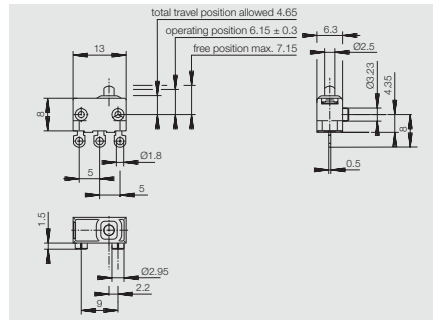
PROTECTION TYPE IP 40 AND IP 67, UP TO 4 A 12 V / 2 A 24 V

SERIES 1056

solder terminal



1056.0351*



mov. differential max. 0.4 mm
pre-travel max. 1.3 mm
over-travel min. 1.2 mm

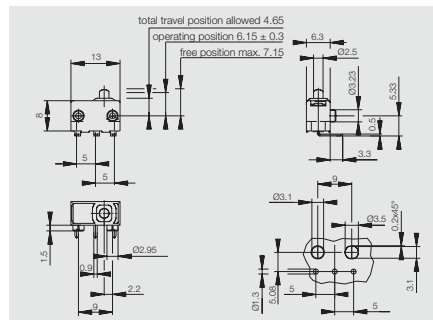
SERIES 1056

angled and straight PCB terminal



1056.3351*

1056.2351



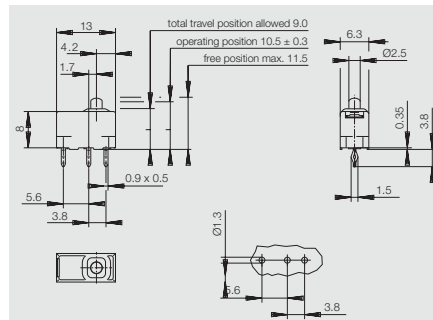
mov. differential max. 0.4 mm
pre-travel max. 1.3 mm
over-travel min. 1.2 mm

SERIES 1056

PCB terminal bent and coded



1056.3060*



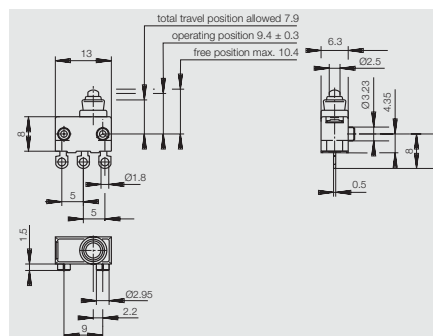
mov. differential max. 0.4 mm
pre-travel max. 1.3 mm
over-travel min. 1.2 mm

SERIES 1055

solder terminal




1055.0351*



mov. differential max. 0.4 mm
pre-travel max. 1.3 mm
over-travel min. 1.2 mm

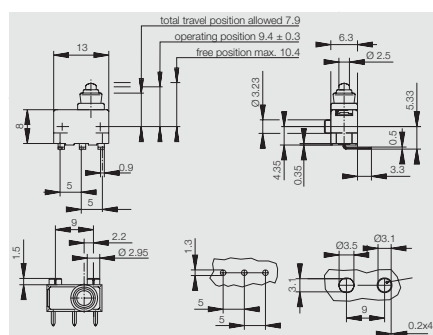
SERIES 1055

angled and straight PCB terminal



1055.3354

1055.2351



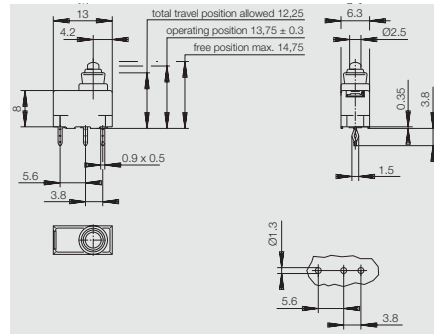
mov. differential max. 0.4 mm
pre-travel max. 1.3 mm
over-travel min. 1.2 mm

SERIES 1055

PCB terminal bent and coded



1055.2061



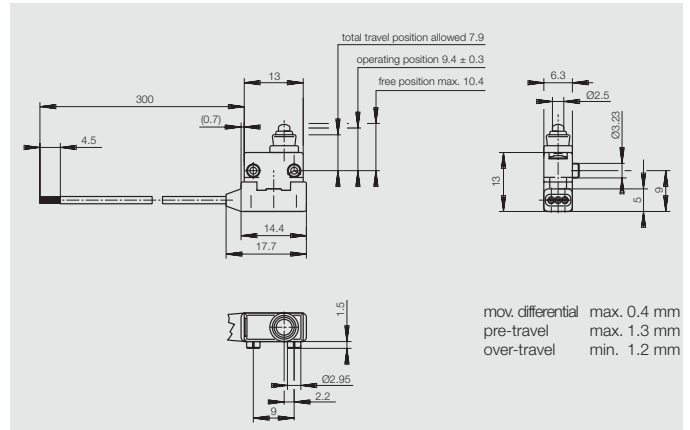
mov. differential max. 0.4 mm
pre-travel max. 1.3 mm
over-travel min. 1.2 mm

SERIES 1058

cable outlet



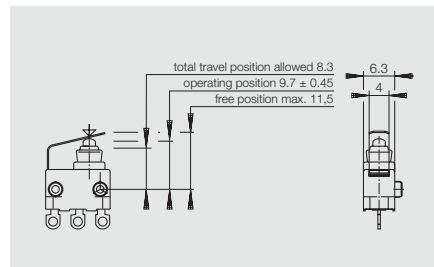
1058.0351*



mov. differential max. 0.4 mm
pre-travel max. 1.3 mm
over-travel min. 1.2 mm

OPTIONAL ACTUATOR FOR 1055 / 1058

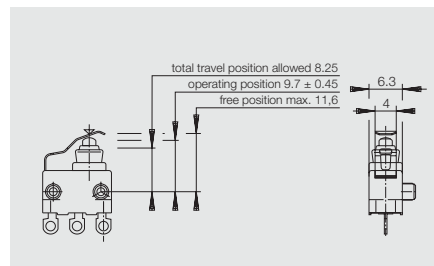
actuating force max. 4,2 N



mov. differential max. 0.6 mm
pre-travel max. 2.25 mm
over-travel min. 0.95 mm

OPTIONAL ACTUATOR FOR 1055 / 1058

actuating force max. 4,2 N

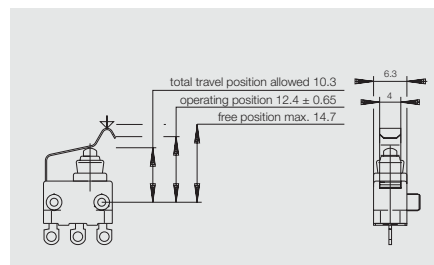


mov. differential max. 0,5 mm
pre-travel max. 2,35 mm
over-travel min. 1,0 mm

OPTIONAL ACTUATOR FOR 1055 / 1058

simulated roller

actuating force max. 2,6 N



mov. differential max. 0.8 mm
pre-travel max. 2.95 mm
over-travel min. 1.45 mm

* Version on stock

X-ON Electronics

Largest Supplier of Electrical and Electronic Components

Click to view similar products for [marquardt](#) manufacturer:

Other Similar products are found below :

[1661.0201-00](#) [2420.0101](#) [01050.5305-00](#) [01802.1108-02](#) [1264.3501](#) [1921.1101](#) [1045.2702](#) [1050.0151](#) [0320.0302](#) [3250.0590](#) [1800.1108](#)
[01050.3102](#) [01835.3102-01](#) [2709.5101](#) [1552.3112](#) [1804.1102](#) [1839.1407](#) [840.000.071](#) [1824.1101](#) [1805.7109-03](#) [1263.0201](#) [1251.0106](#)
[1363.0101](#) [1808.6302-00](#) [01805.7104](#) [1352.0101](#) [1935.3133](#) [828.000.021](#) [1269.0201](#) [02410.0401-02](#) [1010.0101](#) [1837.1118](#) [02410.0301-02](#)
[02420.0101-00](#) [1005.0101](#) [2410.1001](#) [1552.4606](#) [2410.0301](#) [2410.0101](#) [01881.1104-01](#) [1832.8112](#) [1838.1509-01](#) [1010.7254](#) [01004.1002-02](#)
[825.003.011](#) [1230.0501](#) [5000.0103](#) [09033.0400-00](#) [0100.1201](#) [0132.0101](#)