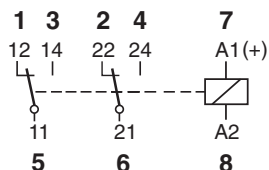


Relay compatible with sockets:

S7-M, S7-L, S7-P, S7-PO, S7-PI



C7-A20



General purpose
Two pole, change-over contacts

10 A 250 V AC1 0.5 A 110 V DC1
10 A 30 V DC1 0.2 A 220 V DC1

Contacts

Materials: Standard, code 0 AgNi
Optional, code 8 AgNi + 10µ Au
Optional, code 9 AgNi + 0.2µ Au

Max. switching current 10 A
Max. peak inrush current (20 ms) 30 A
Max. switching voltage 250 V
Max. AC load (Table 1) 2.5 KVA
Max. DC load (Table 2)

Coils (Ohms ±10% @ 20°C)

Pull-in voltage ≤0.8 x U_n
Drop-out voltage ≥0.1 x U_n
Nominal coil power 1.2 VA (AC)/1 W (DC)

VAC	Ω	mA	VDC	Ω	mA
24	174	50	12	148	85
48	686	25	24	594	43
115	4K3	10.4	48	2k3	21
230	18K6	5.2	110	11K4	11

Table 1 Electrical Life, ops. x 10⁶

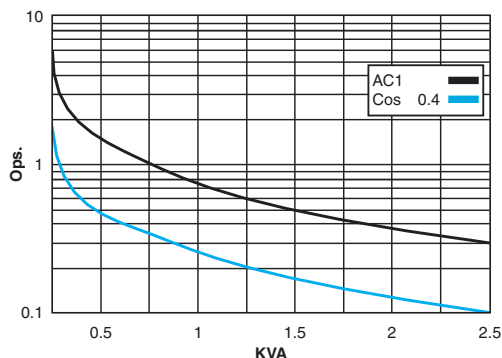
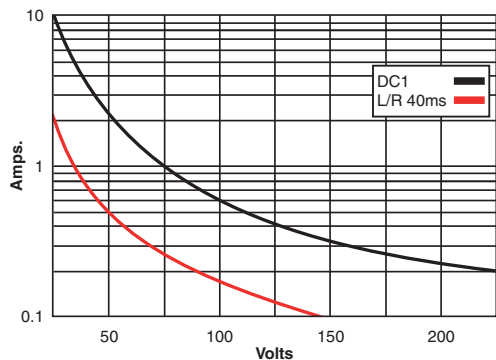
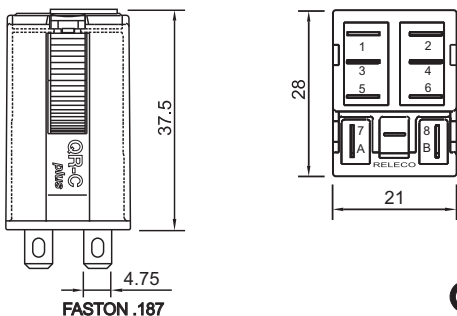


Table 2 Max. DC Load



Dimensions - mm



Insulation

Dielectric strength (1 minute): Open contacts 1,000 V
Between adjacent poles 2.5 KV
Between contacts and coil 2.5 KV
Isolation resistance at 500 V ≥1 GΩ
Isolation, IEC 61810-5: 2.5 KV/3

Specifications

Operate time + bounce time 16 ms
Release time + bounce time 8 ms
Ambient temperature -40°C (no ice) to +70°C
Mechanical life ops. 10 Mill. AC, 20 Mill. DC relays
Electrical life at nominal load ≥100,000 ops.
Operating frequency at nominal load 1,200/hour
Protection degree IP 40/RT1
Weight avg. 43 g

Standard Types

AC 50 Hz, (60 Hz): 24, 48, 72, 115, (120), 230, (240)
X = LED (standard) C7-A20X.....VAC

DC 12, 24, 48, 72, 110,
X = LED, no polarity (standard) C7-A20X..... VDC
Free-wheeling diode C7-A20DX.... VDC
Polarity and free-wheeling diodes C7-A20FX..... VDC
AC/DC bridge rectifier (24, 48 or 60 V) C7-A20BX VDC

X-ON Electronics

Largest Supplier of Electrical and Electronic Components

Click to view similar products for [turck](#) manufacturer:

Other Similar products are found below :

[BI10-M30-AP6X-H1141](#) [BI2-G12-AZ33X-7M](#) [BS4151-0/13.5](#) [NI12U-G18-ADZ30X2-B1331](#) [NI12U-M18-AN4X](#) [BI1.5-G08K-AN6X](#) [BI5-G18-AZ3X](#) [BI5-G18-AZ3X-B1331-50MM](#) [VB20](#) [B 5143-0](#) [BI 2-EG08K-AP6X-V1131](#) [BMWS 8151-0/9](#) [BI30U-CK40-AP6X2-H1141](#) [NI12U-M18-AP6X-H1141](#) [NI4U-EG08-AN6X-H1341](#) [NI5-G12-AP6X-H1141](#) [NI14-G18-ADZ30X2](#) [BC10-QF5.5-RN6X2](#) [PKG 3M-4/S90](#) [B1N360V-Q20L60-2LU3-H1151](#) [FKFD 4.5](#) [RK40-2M](#) [BI5-G18-AP6X-B1441/S34](#) [RK 4T-10](#) [BI4-M12-AN6X-H1141](#) [NI3-EG08K-Y1-H1341](#) [BCF5-S18-RP4X/S90](#) [BI5-M18-Y0X-H1141](#) [NI35U-CK40-ADZ30X2-B3131](#) [W/BS4](#) [WK 4T-2](#) [IM1-22EX-T](#) [NI12U-MT18-AP4X-H1141](#) [BI1.5-EG08-AP6X-H1341](#) [BC 5-Q08-AP6X2-V1131](#) [BC5-S18-Y1X](#) [CT 2-A30/M](#) [C10-T13X/024VDC](#) [FDN20-4S-4XSG-E](#) [FKV-CC](#) [FSFD 8](#) [NI4U-EG08-RP6X-V1131](#) [CMBS 8141-0](#) [FEN20-16DXP](#) [BI10-M30-AN6X-H1141](#) [VB80-P7X9-8/CS12](#) [FKFD 8](#) [RI360P0-QR24M0-INCRX2-H1181](#) [PKW 3M-6](#) [NI8-M18E-VN4X](#) [WK 4.5T-2/S618](#)