



Main

Range of product	OsiSense XM
Product or component type	Electromechanical pressure sensor
Pressure sensor type	Electromechanical pressure sensor
Device short name	XMLA
Pressure sensor size	36.26 psi (2.5 bar)
Controlled fluid	Air (32...158 °F (0...70 °C)) Fresh water (32...158 °F (0...70 °C)) Hydraulic oil (32...158 °F (0...70 °C))
Fluid connection type	G 1/4 (female) conforming to ISO 228
Electrical connection	1 male connector EN 175301-803-A (ex DIN43650) 4 pins
Contacts type and composition	1 C/O
Product specific application	-
Pressure switch type of operation	Detection of 1 single threshold
Electrical circuit type	Control circuit
Scale type	Fixed differential
Local display	With
Adjustable range of switching point on rising pressure	2.18...36.26 psi (0.15...2.5 bar)
Adjustable range of switching point on falling pressure	0.29...34.37 psi (0.02...2.37 bar)
Maximum permissible accidental pressure	130.53 psi (9 bar)
Destruction pressure	261.07 psi (18 bar)
Pressure actuator	Diaphragm
Materials in contact with fluid	Nitrile Zinc alloy
Enclosure material	Zinc alloy
[In] rated current	3 A, B300, AC-15 (Ue = 120 V) conforming to EN/IEC 60947-5-1 1.5 A, B300, AC-15 (Ue = 240 V) conforming to EN/IEC 60947-5-1 0.1 A, R300, DC-13 (Ue = 250 V) conforming to EN/IEC 60947-5-1

Complementary

Natural differential at low setting	1.89 psi (0.13 bar) (+/- 0.03 bar)
-------------------------------------	------------------------------------

Natural differential at high setting	1.89 psi (0.13 bar) (+/- 0.03 bar)
Maximum permissible pressure - per cycle	72.52 psi (5 bar)
Operating rate	120 cyc/mn at 0...70 °C
Repeat accuracy	< 2 %
[Ui] rated insulation voltage	300 V conforming to CSA C22.2 No 14 500 V conforming to EN/IEC 60947-1 300 V conforming to UL 508
[Uimp] rated impulse withstand voltage	6 kV conforming to EN/IEC 60947-1
Auxiliary contacts operation	Snap action
Contacts material	Silver contacts
Resistance across terminals	< 25 mOhm conforming to IEC 255-7 category 3 < 25 mOhm conforming to NF C 93-050 method A
Short-circuit protection	10 A cartridge fuse type gG (gl)
Mechanical durability	8000000 cycles
Setting	External
Terminals description ISO n°1	(13-14-11-12)OF
Height	6.22 in (158 mm)
Depth	3.05 in (77.5 mm)
Width	1.38 in (35 mm)
Product weight	2.23 lb(US) (1.01 kg)
Controlled fluid	Air,Hydraulic oil,fresh water
Temperature of controlled fluid	0...70 °C

Environment

Standards	CE EN/IEC 60947-5-1 UL 508 CSA C22.2 No 14
Product certifications	BV CCC CSA LROS (Lloyds register of shipping) UL EAC
Protective treatment	TC (standard version)
Ambient air temperature for operation	-13...158 °F (-25...70 °C)
Ambient air temperature for storage	-40...158 °F (-40...70 °C)
Operating position	Any position
Vibration resistance	4 gn (f = 30...500 Hz) conforming to IEC 60068-2-6
Shock resistance	50 gn conforming to IEC 60068-2-27
Electrical shock protection class	Class I conforming to IEC 1140 Class I conforming to IEC 536 Class I conforming to NF C 20-030
IP degree of protection	IP65 conforming to EN/IEC 60529

Ordering and shipping details

Category	22661 - XMLA,B,C,D PRESSURE SWITCHES
Discount Schedule	DS2
GTIN	003389110711202
Nbr. of units in pkg.	1
Package weight(Lbs)	5.4000000000000004
Returnability	N
Country of origin	CZ

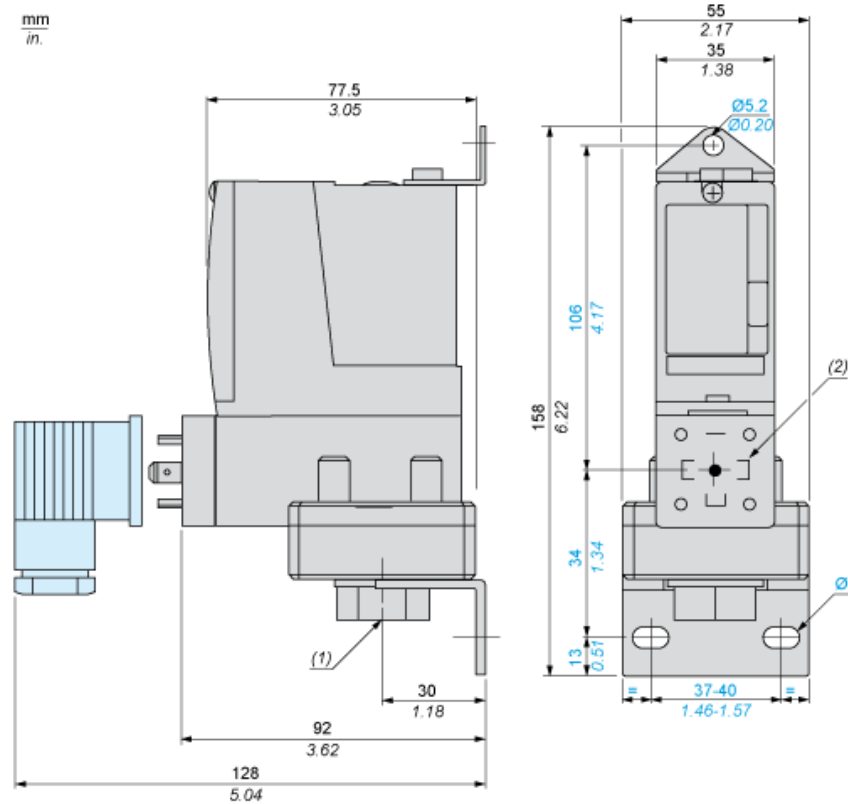
Offer Sustainability

RoHS (date code: YYWW)	Compliant - since 0938 - Schneider Electric declaration of conformity Schneider Electric declaration of conformity
REACH	Reference not containing SVHC above the threshold Reference not containing SVHC above the threshold
Product end of life instructions	Need no specific recycling operations

Contractual warranty

Warranty period	18 months
-----------------	-----------

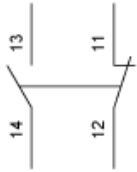
Dimensions



- (1) 1 fluid entry, tapped G1/4 (BSP female)
- (2) EN 175301-803-A connector
- Ø : 2 elongated holes Ø 10.2 x 5.2

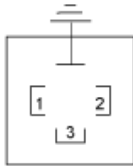
Wiring Diagram

Terminal Model



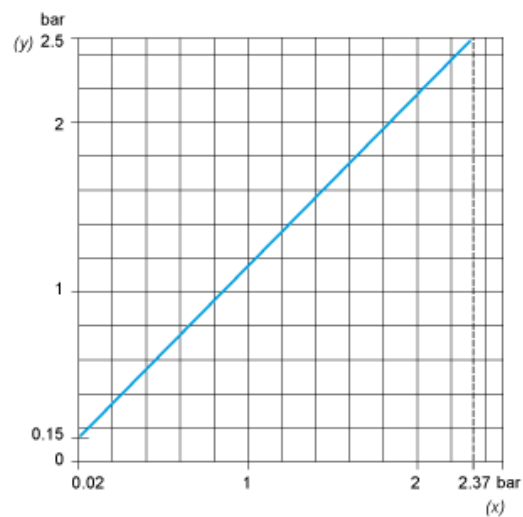
Wiring Diagram

Vacuum Switch Connector Pin View

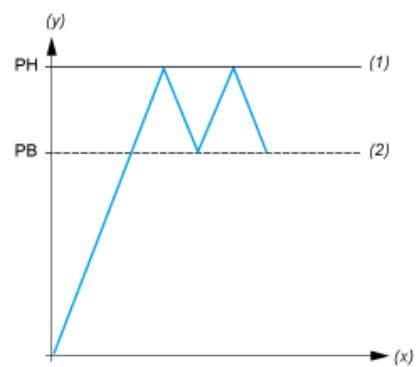


- (1) 11 and 13
- (2) 12
- (3) 14

Operating Curves



(y) Rising pressure
(x) Falling pressure



(y) Pressure
(x) Time
(1) Adjustable value
(2) Non adjustable value
PH : High point
PB : Below point

X-ON Electronics

Largest Supplier of Electrical and Electronic Components

Click to view similar products for [telemecanique](#) manufacturer:

Other Similar products are found below :

[9007CO54B2](#) [9007B3](#) [9007F4](#) [9007FA2](#) [AC118](#) [XCSL784B3](#) [XCSTE5513](#) [XZCP0266L5](#) [XZCPV1965L5](#) [ZCKE67](#) [ZCPED44](#)
[XZCPV1041L5](#) [XZCP29P12L2](#) [XUZASW006](#) [XUY40324](#) [XUX9APBNT16](#) [XCSPA793](#) [XCSDMP700L01M12](#) [XCSB703](#) [XCSA703](#)
[ZCKY49](#) [VM1NNO](#) [XUB9BPANL2](#) [XS7G12NA140](#) [ZCKE675](#) [XS506BSCAL01M12](#) [XUFZ920](#) [XCMD2110L5](#) [XMLG010D21](#)
[XUM9ANCNM8](#) [XU2S18PP340DR](#) [XCSPR553](#) [XCMN21F0L1](#) [9007C52G](#) [XSDH407339H7](#) [9007C54F](#) [XCSMP79L2](#) [ZCKD08](#) [XC1ZP4](#)
[XS7C4A1MPG13](#) [XS918R4PAM12](#) [ZCKY31](#) [XCKP2545P16](#) [XUB9BPBNL2](#) [XCSDMP7005](#) [XCSDMP50010](#) [XY2CE1A290](#)
[XCMD2111L1](#) [XMLP010BC71V](#) [XS208BLPAL2](#)