

General tolerance ±0,05

**Pattern Properties:**

Properties		Value
Pin to Pin (Middle)	$p_1$	6

**Article Properties:**

Properties		Value	Unit
Pins		8	
Pin to Pin (Middle)	$P_1$	6	mm
Length	L	8.3	mm

Würth Elektronik eiSos GmbH & Co. KG  
EMC & Inductive Solutions

Max-Eyth-Str. 1  
74638 Waldenburg  
Germany  
Tel. +49 (0) 79 42 945 - 0

www.we-online.com  
eiSos@we-online.com



CREATED DaMa	CHECKED GM	GENERAL TOLERANCE DIN ISO 2768-1m	PROJECTION METHOD
DESCRIPTION <b>2.00mm SMT Angled Dual Socket Header WR-PHD</b>			ORDER CODE <b>621108284621</b>
REVISION 001.000	STATUS Valid	DATE (YYYY-MM-DD) 2017-11-01	BUSINESS UNIT eiCan

This electronic component has been designed and developed for usage in general electronic equipment only. This product is not authorized for use in equipment where a higher safety standard and reliability standard is especially required or where a failure of the product is reasonably expected to cause severe personal injury or death, unless the parties have executed an agreement specifically governing such use. Moreo & Co KG products are neither designed nor intended for use in areas such as military, aerospace, aviation, nuclear control, submarine, transportation (automotive control, train control, ship control), transportation signal, disaster prevention, medical, public information network etc.. Würth Elektronik eiSos GmbH & Co KG must be informed about the intent of such usage before the design-in stage. In addition, sufficient reliability testing must be performed on every electronic component which is used in electrical circuits that require high safety and reliability functions or performance.

6	4 mm	6.3 mm	621106284621
8	6 mm	8.3 mm	621108284621
10	8 mm	10.3 mm	621110284621
12	10 mm	12.3 mm	621112284621
14	12 mm	14.3 mm	621114284621
16	14 mm	16.3 mm	621116284621
20	18 mm	20.3 mm	621120284621
24	22 mm	24.3 mm	621124284621
28	26 mm	28.3 mm	621128284621
32	30 mm	32.3 mm	621132284621
40	38 mm	40.3 mm	621140284621
44	42 mm	44.3 mm	621144284621

### Kind Properties:

Properties		Value	Unit	Tol.
Standard Polarities <sup>1)</sup>		04;06;08;10;12;14;16;20		
Pitch	P	2	mm	
Quality Class		50 Cycles		
Coplanarity		100	µm	max.

<sup>1)</sup> Delivery ex stock for standard polarities, non standard have extended leadtimes and MOQ

### Material Properties:

Insulator Material	LCP
Insulator Flammability Rating	UL94 V-0
Insulator Color	Black
Contact Material	Copper Alloy
Contact Plating	Gold

Operating Temperature	-40 °C up to +105 °C
Compliance	Lead free / RoHS

### Electrical Properties:

Properties	Test conditions		Value
Rated Current		I <sub>R</sub>	2
Working Voltage			200
Withstanding Voltage	1 min		500
Contact Resistance		R	20
Insulation Resistance		R <sub>ISO</sub>	1000

### Packaging Properties:

Packaging	Tape and Reel
-----------	---------------

Würth Elektronik eiSos GmbH & Co. KG  
EMC & Inductive Solutions

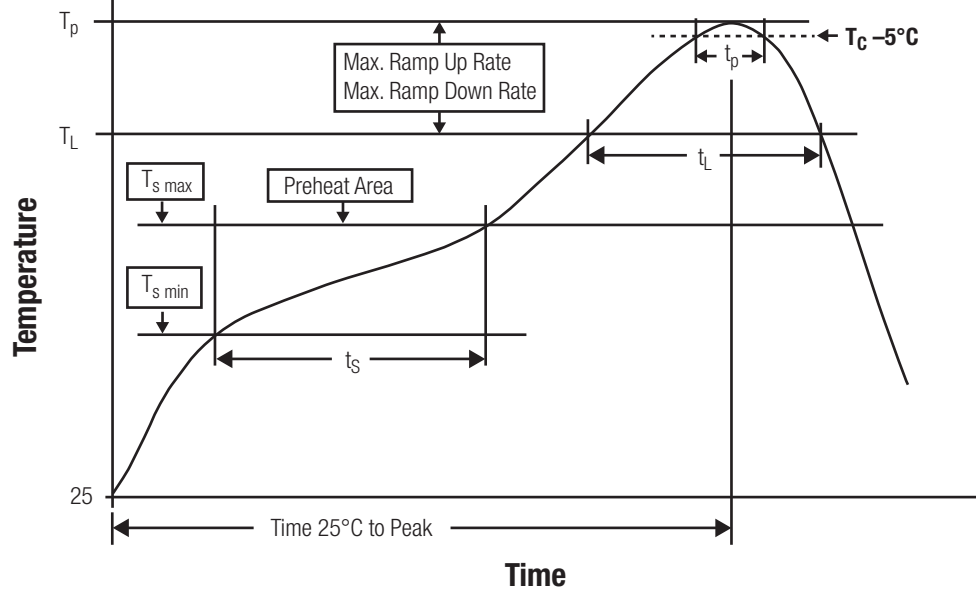
Max-Eyth-Str. 1  
74638 Waldenburg  
Germany  
Tel. +49 (0) 79 42 945 - 0

www.we-online.com  
eiSos@we-online.com



CREATED DaMa	CHECKED GM	GENERAL TOLERANCE DIN ISO 2768-1m	PROJECTION METHOD
DESCRIPTION <b>2.00mm SMT Angled Dual Socket Header WR-PHD</b>			ORDER CODE <b>621108284621</b>
REVISION 001.000	STATUS Valid	DATE (YYYY-MM-DD) 2017-11-01	BUSINESS UNIT eiCan

This electronic component has been designed and developed for usage in general electronic equipment only. This product is not authorized for use in equipment where a higher safety standard and reliability standard is especially required or where a failure of the product is reasonably expected to cause severe personal injury or death, unless the parties have executed an agreement specifically governing such use. Moreo & Co KG products are neither designed nor intended for use in areas such as military, aerospace, aviation, nuclear control, submarine, transportation (automotive control, train control, ship control), transportation signal, disaster prevention, medical, public information network etc.. Würth Elektronik eiSos GmbH & Co KG must be informed about the intent of such usage before the design-in stage. In addition, sufficient reliability testing must be performed on every electronic component which is used in electrical circuits that require high safety and reliability functions or performance.



<b>Preheat Temperature Max</b>	$T_{s \max}$	200 °C
<b>Preheat Time <math>t_s</math> from <math>T_{s \min}</math> to <math>T_{s \max}</math></b>	$t_s$	60 - 120 seconds
<b>Ramp-up Rate (<math>T_L</math> to <math>T_p</math>)</b>		3 °C/ second max.
<b>Liquidous Temperature</b>	$T_L$	217 °C
<b>Time <math>t_L</math> maintained above <math>T_L</math></b>	$t_L$	60 - 150 seconds
<b>Peak package body temperature</b>	$T_p$	see table
<b>Time within 5°C of actual peak temperature</b>	$t_p$	20 - 30 seconds
<b>Ramp-down Rate (<math>T_L</math> to <math>T_p</math>)</b>		6 °C/ second max.
<b>Time 25°C to peak temperature</b>		8 minutes max.

<sup>1)</sup> refer to IPC/JEDEC J-STD-020D  
refer to IPC/ JEDEC J-STD-020E

**Package Classification Reflow Temperature:**

Properties	Volume mm <sup>3</sup> <350	Volume mm <sup>3</sup> 350-2000	Volume mm <sup>3</sup> >2000
<b>PB-Free Assembly   Package Thickness &lt; 1.6 mm <sup>1)</sup></b>	260 °C	260 °C	260 °C
<b>PB-Free Assembly   Package Thickness 1.6 mm - 2.5 mm</b>	260 °C	250 °C	245 °C
<b>PB-Free Assembly   Package Thickness ≥ 2.5 mm</b>	250 °C	245 °C	245 °C

<sup>1)</sup> refer to IPC/JEDEC J-STD-020D  
refer to IPC/ JEDEC J-STD-020E

Würth Elektronik eiSos GmbH & Co. KG  
EMC & Inductive Solutions  
  
Max-Eyth-Str. 1  
74638 Waldenburg  
Germany  
Tel. +49 (0) 79 42 945 - 0  
  
www.we-online.com  
eiSos@we-online.com



CREATED DaMa	CHECKED GM	GENERAL TOLERANCE DIN ISO 2768-1m	PROJECTION METHOD E
DESCRIPTION <b>2.00mm SMT Angled Dual Socket Header WR-PHD</b>			ORDER CODE <b>621108284621</b>
REVISION 001.000	STATUS Valid	DATE (YYYY-MM-DD) 2017-11-01	BUSINESS UNIT eiCan

This electronic component has been designed and developed for usage in general electronic equipment only. This product is not authorized for use in equipment where a higher safety standard and reliability standard is especially required or where a failure of the product is reasonably expected to cause severe personal injury or death, unless the parties have executed an agreement specifically governing such use. More information on the use of Würth Elektronik eiSos GmbH & Co KG products are neither designed nor intended for use in areas such as military, aerospace, aviation, nuclear control, submarine, transportation (automotive control, train control, ship control), transportation signal, disaster prevention, medical, public information network etc.. Würth Elektronik eiSos GmbH & Co KG must be informed about the intent of such usage before the design-in stage. In addition, sufficient reliability testing must be performed on every electronic component which is used in electrical circuits that require high safety and reliability functions or performance.

## General:

- This electronic component is designed and developed with the intention for use in general electronics equipment.
- Before incorporating the components into any equipment in the field such as aerospace, aviation, nuclear control, submarine, transportation, (automotive control, train control, ship control), transportation signal, disaster prevention, medical, public information network etc. where higher safety and reliability are especially required or if there is possibility of direct damage or injury to human body, Würth Elektronik must be asked for a written approval.
- In addition, even electronic component in general electronic equipment, when used in electrical circuits that require high safety, reliability functions or performance, the sufficient reliability evaluation-check for the safety must be performed by the user before usage.
- The connector is designed and manufactured to be used within the datasheet specified values.
- Do not use the connector outside the datasheet specifications.
- Prevent any damage or scratches on the connector, especially on the actuator.
- Direct mechanical impact to the product shall be prevented (e.g overlapping of the PCB's).
- The responsibility for the applicability of the customer specific products and use in a particular customer design is always within the authority of the customer. All technical specification for standard products do also apply to customer specific products.
- The Connectors are designed to be used along with Würth Elektronik counterparts and tools. Würth Elektronik cannot insure the reliability of these components while being used with other products.

## Product Specific:

### Soldering:

- The solder profile must comply with the WE technical soldering specification, otherwise this will void the warranty.
- Other soldering methods are not verified and have to be validated by the customer at his own risk.


### Cleaning and Washing:

- Parts are not constructed for washing, so washing can cause malfunction afterwards.
- Cleaning agent that are used to clean the customer applications might damage or change the characteristics of the component, body, pins and termination.
- Please do not submerge our washable products into water or cleaning agents or put them in locations exposed to water completely.
- When cleaning by hand (brushing), please do not use excessive force on our connectors to avoid malfunction afterwards, because customer could deform function relevant areas.
- We recommended a solution without organic acid (preserve the plating against corrosion) volatile, without residues and compatible with the plastic.

sensitivity but all products shall be used before the end of the period of 12 months based on the products date code solderability can't be warranted.

### Handling:

- Do not repeatedly operate the connector with excessive force. It may damage or deforms the contact dome which may affect the solderability.
- In the case a product requires particular handling precautions, in addition to the general recommendations mentioned will appear on the product datasheet.

Würth Elektronik eiSos GmbH & Co. KG EMC & Inductive Solutions  Max-Eyth-Str. 1 74638 Waldenburg Germany Tel. +49 (0) 79 42 945 - 0  www.we-online.com eiSos@we-online.com	CREATED DaMa	CHECKED GM	GENERAL TOLERANCE DIN ISO 2768-1m	PROJECTION METHOD 
	DESCRIPTION <b>2.00mm SMT Angled Dual Socket Header WR-PHD</b>			ORDER CODE <b>621108284621</b>
	REVISION 001.000	STATUS Valid	DATE (YYYY-MM-DD) 2017-11-01	BUSINESS UNIT eiCan

This electronic component has been designed and developed for usage in general electronic equipment only. This product is not authorized for use in equipment where a higher safety standard and reliability standard is especially required or where a failure of the product is reasonably expected to cause severe personal injury or death, unless the parties have executed an agreement specifically governing such use. More information on the application of this disclaimer can be found in the Würth Elektronik eiSos Terms and Conditions. Würth Elektronik eiSos GmbH & Co KG products are neither designed nor intended for use in areas such as military, aerospace, aviation, nuclear control, submarine, transportation (automotive control, train control, ship control), transportation signal, disaster prevention, medical, public information network etc.. Würth Elektronik eiSos GmbH & Co KG must be informed about the intent of such usage before the design-in stage. In addition, sufficient reliability evaluation-check for the safety must be performed on every electronic component which is used in electrical circuits that require high safety and reliability functions or performance.

## 1. General Customer Responsibility

Some goods within the product range of Würth Elektronik eiSos GmbH & Co. KG contain statements regarding general suitability for certain application areas. These statements about suitability are based on our knowledge and experience of typical requirements concerning the areas, serve as general guidance and cannot be estimated as binding statements about the suitability for a customer application. The responsibility for the applicability and use in a particular customer design is always solely within the authority of the customer. Due to this fact it is up to the customer to evaluate, where appropriate to investigate and decide whether the device with the specific product characteristics described in the product specification is valid and suitable for the respective customer application or not.

## 2. Customer Responsibility related to Specific, in particular Safety-Relevant Applications

It has to be clearly pointed out that the possibility of a malfunction of electronic components or failure before the end of the usual lifetime cannot be completely eliminated in the current state of the art, even if the products are operated within the range of the specifications. In certain customer applications requiring a very high level of safety and especially in customer applications in which the malfunction or failure of an electronic component could endanger human life or health it must be ensured by most advanced technological aid of suitable design of the customer application that no injury or damage is caused to third parties in the event of malfunction or failure of an electronic component. Therefore, customer is cautioned to verify that data sheets are current before placing orders. The current data sheets can be downloaded at [www.we-online.com](http://www.we-online.com).

## 3. Best Care and Attention

Any product-specific notes, cautions and warnings must be strictly observed. Any disregard will result in the loss of warranty.

## 4. Customer Support for Product Specifications

Some products within the product range may contain substances which are subject to restrictions in certain jurisdictions in order to serve specific technical requirements. Necessary information is available on request. In this case the field sales engineer or the internal sales person in charge should be contacted who will be happy to support in this matter.

## 5. Product R&D

Due to constant product improvement product specifications may change from time to time. As a standard reporting procedure of the Product Change Notification (PCN) according to the JEDEC-Standard inform about minor and major changes. In case of further queries regarding the PCN, the field sales engineer or the internal sales person in charge should be contacted. The basic responsibility of the customer as per Section 1 and 2 remains unaffected.



available. Therefore it needs to be verified with the field sales engineer or the internal sales person in charge about the availability expectancy before or when the product for application design-in disposal is considered. The approach name apply in the case of individual agreements deviating from the foregoing for customer-specific products.

## 7. Property Rights

All the rights for contractual products produced by Würth Elektronik eiSos GmbH & Co. KG on the basis of ideas, development as well as models or templates that are subject to copyright, patent or commercial protection supplied to the customer will be reserved by Würth Elektronik eiSos GmbH & Co. KG. Würth Elektronik eiSos GmbH & Co. KG does not warrant or represent that any license, implied, is granted under any patent right, copyright, mask work right, or other intellectual property right relating to any application, or process in which Würth Elektronik eiSos GmbH & Co. KG components or services are used.

## 8. General Terms and Conditions

Unless otherwise agreed in individual contracts, all orders are subject to the current version of the "General Terms and Conditions of Würth Elektronik eiSos Group", last version available at [www.we-online.com](http://www.we-online.com).

Würth Elektronik eiSos GmbH & Co. KG EMC & Inductive Solutions  Max-Eyth-Str. 1 74638 Waldenburg Germany Tel. +49 (0) 79 42 945 - 0  <a href="http://www.we-online.com">www.we-online.com</a> <a href="mailto:eiSos@we-online.com">eiSos@we-online.com</a>  	CREATED DaMa	CHECKED GM	GENERAL TOLERANCE DIN ISO 2768-1m	PROJECTION METHOD 
	DESCRIPTION <b>2.00mm SMT Angled Dual Socket Header WR-PHD</b>			ORDER CODE <b>621108284621</b>
	REVISION 001.000	STATUS Valid	DATE (YYYY-MM-DD) 2017-11-01	BUSINESS UNIT eiCan

This electronic component has been designed and developed for usage in general electronic equipment only. This product is not authorized for use in equipment where a higher safety standard and reliability standard is especially required or where a failure of the product is reasonably expected to cause severe personal injury or death, unless the parties have executed an agreement specifically governing such use. More information on the application of this product is available in the application notes. Würth Elektronik eiSos GmbH & Co KG products are neither designed nor intended for use in areas such as military, aerospace, aviation, nuclear control, submarine, transportation (automotive control, train control, ship control), transportation signal, disaster prevention, medical, public information network etc.. Würth Elektronik eiSos GmbH & Co KG must be informed about the intent of such usage before the design-in stage. In addition, sufficient reliability testing must be performed on every electronic component which is used in electrical circuits that require high safety and reliability functions or performance.

## **X-ON Electronics**

Largest Supplier of Electrical and Electronic Components

*Click to view similar products for [wurth manufacturer](#):*

Other Similar products are found below :

[687001](#) [742700](#) [74270062](#) [74437349220](#) [744741101](#) [750314624](#) [750341638](#) [31402](#) [686626050001](#) [744741471](#) [744772681](#) [744777](#)  
[749119950](#) [750312504](#) [890334025009](#) [IC-744885](#) [875115350002](#) [865230143004](#) [600690282801](#) [178050601](#) [615008138221](#) [750311898](#)  
[744999](#) [7446823003](#) [7446323004](#) [744028](#) [66201621822](#) [7446221012](#) [744720](#) [760895431](#) [760895651](#) [662006236022](#) [64900621822](#)  
[418117270910](#) [890334026014](#) [744839208072](#) [744762A/RFI](#) [74651174R](#) [744838180160](#) [750310346](#) [861011384014](#) [750817018](#) [3020903](#)  
[885342](#) [2603019321001](#) [2603019021001](#) [2606039021001](#) [2608019324001](#) [2607019213001](#) [2605039241001](#)