

## Distribution block - PTFIX 18X2,5 BU - 3273310

Please be informed that the data shown in this PDF Document is generated from our Online Catalog. Please find the complete data in the user's documentation. Our General Terms of Use for Downloads are valid (<http://phoenixcontact.com/download>)



Distribution block, Basic terminal block, nom. voltage: 500 V, nominal current: 24 A, connection method: Push-in connection, number of connections: 18, cross section: 0.14 mm<sup>2</sup> - 4 mm<sup>2</sup>, AWG: 26 - 12, width: 46.5 mm, height: 21.2 mm, color: blue, mounting type: for snapping onto a DIN rail adapter, Adapter plate

The figure shows the product in gray

### Why buy this product

- Time savings of up to 80%, thanks to ready-to-mount blocks without manual bridging
- Time-saving conductor connection, thanks to tool-free Push-in direct connection technology
- Clear wiring, thanks to eleven different color variants
- Flexible use, thanks to DIN rail mounting, direct mounting or adhesive mounting
- Space savings of up to 50% on the DIN rail, thanks to transverse mounting

### Key Commercial Data

Packing unit	1 STK
Minimum order quantity	8 STK
GTIN	 4 055626 392226
GTIN	4055626392226
Weight per Piece (excluding packing)	0.260 g
Custom tariff number	85369010
Country of origin	Poland

### Technical data

#### General

Note	Notes on operation The blocks can be bridged with one another via the conductor shaft. For corresponding plug-in bridges, see accessories
Number of levels	1
Number of connections	18
Potentials	1
Nominal cross section	2.5 mm <sup>2</sup>
Color	blue

## Distribution block - PTFIX 18X2,5 BU - 3273310

### Technical data

#### General

Insulating material	PA
Flammability rating according to UL 94	V0
Rated surge voltage	6 kV
Degree of pollution	3
Overvoltage category	III
Insulating material group	I
Maximum power dissipation for nominal condition	0.77 W (the value is based on one connection block and is multiplied according to the pin assignment)
Maximum load current	24 A
Nominal current $I_N$	24 A
Nominal voltage $U_N$	500 V
Open side panel	No
Shock protection test specification	DIN EN 50274 (VDE 0660-514):2002-11
Back of the hand protection	guaranteed
Finger protection	guaranteed
Oscillation, broadband noise test result	Test passed
Test specification, oscillation, broadband noise	DIN EN 50155 (VDE 0115-200):2008-03
Test spectrum	Service life test category 2, bogie-mounted
Test frequency	$f_1 = 5 \text{ Hz}$ to $f_2 = 250 \text{ Hz}$
ASD level	$6.12 \text{ (m/s}^2\text{)}^2\text{/Hz}$
Acceleration	3.12 g
Test duration per axis	5 h
Test directions	X-, Y- and Z-axis
Shock test result	Test passed
Test specification, shock test	DIN EN 50155 (VDE 0115-200):2008-03
Shock form	Half-sine
Acceleration	30g
Shock duration	18 ms
Number of shocks per direction	3
Test directions	X-, Y- and Z-axis (pos. and neg.)
Relative insulation material temperature index (Elec., UL 746 B)	130 °C
Temperature index of insulation material (DIN EN 60216-1 (VDE 0304-21))	130 °C
Static insulating material application in cold	-60 °C
Behavior in fire for rail vehicles (DIN 5510-2)	Test passed
Flame test method (DIN EN 60695-11-10)	V0
Oxygen index (DIN EN ISO 4589-2)	>32 %
NF F16-101, NF F10-102 Class I	2

## Distribution block - PTFIX 18X2,5 BU - 3273310

### Technical data

#### General

NF F16-101, NF F10-102 Class F	2
Surface flammability NFPA 130 (ASTM E 162)	passed
Specific optical density of smoke NFPA 130 (ASTM E 662)	passed
Smoke gas toxicity NFPA 130 (SMP 800C)	passed
Calorimetric heat release NFPA 130 (ASTM E 1354)	28 MJ/kg
Fire protection for rail vehicles (DIN EN 45545-2) R22	HL 1 - HL 3
Fire protection for rail vehicles (DIN EN 45545-2) R23	HL 1 - HL 3
Fire protection for rail vehicles (DIN EN 45545-2) R24	HL 1 - HL 3
Fire protection for rail vehicles (DIN EN 45545-2) R26	HL 1 - HL 3

#### Dimensions

Width	46.5 mm
Length	28.2 mm
Height	21.2 mm

#### Connection data

Connection method	Push-in connection
Connection in acc. with standard	IEC 60998-2-2
Conductor cross section solid min.	0.14 mm <sup>2</sup>
Conductor cross section solid max.	4 mm <sup>2</sup>
Conductor cross section AWG min.	26
Conductor cross section AWG max.	12
Conductor cross section flexible min.	0.14 mm <sup>2</sup>
Conductor cross section flexible max.	2.5 mm <sup>2</sup>
Min. AWG conductor cross section, flexible	26
Max. AWG conductor cross section, flexible	14
Conductor cross section flexible, with ferrule without plastic sleeve min.	0.14 mm <sup>2</sup>
Conductor cross section flexible, with ferrule without plastic sleeve max.	2.5 mm <sup>2</sup>
Conductor cross section flexible, with ferrule with plastic sleeve min.	0.14 mm <sup>2</sup>
Conductor cross section flexible, with ferrule with plastic sleeve max.	2.5 mm <sup>2</sup>
Stripping length	8 mm ... 10 mm
Internal cylindrical gage	A3

#### Standards and Regulations

Connection in acc. with standard	IEC 60998-2-2
Flammability rating according to UL 94	V0
Fire protection for rail vehicles (DIN EN 45545-2) R22	HL 1 - HL 3 HL 1 - HL 3 HL 1 - HL 3 HL 1 - HL 3
Fire protection for rail vehicles (DIN EN 45545-2) R23	HL 1 - HL 3 HL 1 - HL 3 HL 1 - HL 3 HL 1 - HL 3
Fire protection for rail vehicles (DIN EN 45545-2) R24	HL 1 - HL 3 HL 1 - HL 3 HL 1 - HL 3 HL 1 - HL 3

## Distribution block - PTFIX 18X2,5 BU - 3273310

### Technical data

#### Standards and Regulations

Fire protection for rail vehicles (DIN EN 45545-2) R26	HL 1 - HL 3 HL 1 - HL 3 HL 1 - HL 3 HL 1 - HL 3
--	---

#### Environmental Product Compliance

China RoHS	Environmentally friendly use period: unlimited = EFUP-e
	No hazardous substances above threshold values

### Drawings

#### Circuit diagram



### Classifications

#### eCl@ss

eCl@ss 4.0	27141121
eCl@ss 4.1	27141121
eCl@ss 5.0	27141120
eCl@ss 5.1	27141120
eCl@ss 6.0	27141120
eCl@ss 7.0	27141120
eCl@ss 8.0	27141120
eCl@ss 9.0	27141120

#### ETIM

ETIM 3.0	EC000897
ETIM 4.0	EC000897
ETIM 5.0	EC000897
ETIM 6.0	EC000897

#### UNSPSC

UNSPSC 6.01	30211811
UNSPSC 7.0901	39121410
UNSPSC 11	39121410
UNSPSC 12.01	39121410
UNSPSC 13.2	39121410

### Approvals

#### Approvals

# Distribution block - PTFIX 18X2,5 BU - 3273310


## Approvals


### Approvals


UL Recognized / cUL Recognized / CSA / cULus Recognized

### Ex Approvals

### Approval details

UL Recognized		<a href="http://database.ul.com/cgi-bin/XYV/template/LISEXT/1FRAME/index.htm">http://database.ul.com/cgi-bin/XYV/template/LISEXT/1FRAME/index.htm</a>	FILE E 60425
	B	C	D
mm <sup>2</sup> /AWG/kcmil	26-12	26-12	26-12
Nominal current IN	20 A	20 A	5 A
Nominal voltage UN	300 V	300 V	600 V

cUL Recognized		<a href="http://database.ul.com/cgi-bin/XYV/template/LISEXT/1FRAME/index.htm">http://database.ul.com/cgi-bin/XYV/template/LISEXT/1FRAME/index.htm</a>	FILE E 60425
	B	C	D
mm <sup>2</sup> /AWG/kcmil	26-12	26-12	26-12
Nominal current IN	20 A	20 A	5 A
Nominal voltage UN	300 V	300 V	600 V

CSA		<a href="http://www.csagroup.org/services-industries/product-listing/">http://www.csagroup.org/services-industries/product-listing/</a>	13631
	B	C	D
mm <sup>2</sup> /AWG/kcmil	26-12	26-12	26-12
Nominal current IN	20 A	20 A	5 A
Nominal voltage UN	300 V	300 V	600 V

cULus Recognized		<a href="http://database.ul.com/cgi-bin/XYV/template/LISEXT/1FRAME/index.htm">http://database.ul.com/cgi-bin/XYV/template/LISEXT/1FRAME/index.htm</a>
------------------	---	---

## Distribution block - PTFIX 18X2,5 BU - 3273310

### Accessories

#### Accessories

#### Filler plug

Filler plugs - CEC 2,5 - 3062757



Cover for conductor shaft, 10-pos., for spring cage terminal blocks (ST) and terminal blocks with push-in technology (PT) with a width of 5.2 mm

---

### Insulating sleeve

Insulating sleeve - MPS-IH WH - 0201663

Insulating sleeve, color: white



---

Insulating sleeve - MPS-IH RD - 0201676

Insulating sleeve, color: red



---

Insulating sleeve - MPS-IH BU - 0201689

Insulating sleeve, color: blue



## Distribution block - PTFIX 18X2,5 BU - 3273310

### Accessories

Insulating sleeve - MPS-IH YE - 0201692

Insulating sleeve, color: yellow



Insulating sleeve - MPS-IH GN - 0201702

Insulating sleeve, color: green



Insulating sleeve - MPS-IH GY - 0201728

Insulating sleeve, color: gray



Insulating sleeve - MPS-IH BK - 0201731

Insulating sleeve, color: black



Insulating sleeve - ISH 2,5/0,2 - 3002843

Insulating sleeve, color: white



## Distribution block - PTFIX 18X2,5 BU - 3273310

### Accessories

Insulating sleeve - ISH 2,5/0,5 - 3002856



Insulating sleeve, color: gray

---

Insulating sleeve - ISH 2,5/1,0 - 3002869



Insulating sleeve, color: black

---

### Jumper

Plug-in bridge - FBS 2-5 - 3030161



Plug-in bridge, pitch: 5.2 mm, length: 22.7 mm, width: 9 mm, number of positions: 2, color: red

---

Plug-in bridge - FBS 2-5 GN - 3032143



Plug-in bridge, pitch: 5.2 mm, number of positions: 2, color: green

---

Plug-in bridge - FBS 2-5 BU - 3036877



Plug-in bridge, pitch: 5.2 mm, number of positions: 2, color: blue

---



## Distribution block - PTFIX 18X2,5 BU - 3273310

### Accessories

Plug-in bridge - FBS 2-5 GY - 3038969



Plug-in bridge, pitch: 5.2 mm, number of positions: 2, color: gray

---

### Labeled terminal marker

Marker card - SK 5/3,8:FORTL.ZAHLEN - 0804183



Marker card, Card, white, labeled, Horizontal: consecutive numbers 1 - 10, 11 - 20, etc. up to 91 - (99)100, mounting type: adhesive, for terminal block width: 5 mm, lettering field size: 5 x 3.8 mm

Marker card - SK 3,8 REEL P5 WH CUS - 0825124



Marker card, can be ordered: By card, white, labeled according to customer specifications, mounting type: adhesive, for terminal block width: 5 mm, lettering field size: continuous x 3.8 mm

---

### Marker carriers

Terminal strip marker carrier - KLM 2 - 0807575



Terminal strip marker carrier, gray, unlabeled, mounting type: Plug in, lettering field size: 20 mm x 8 mm

Terminal strip marker carrier - KLM 3-L - 0814788



Terminal strip marker carrier, height-adjustable, for end brackets CLIPFIX 15, CLIPFIX 35 and CLIPFIX 35-5, can be labeled with BMK...20 x 8 labels, or directly with the M-PEN or X-PEN

## Distribution block - PTFIX 18X2,5 BU - 3273310

### Accessories

---

#### Mounting material

##### DIN rail adapter - PTFIX-NS35 - 3274054

DIN rail adapter, width: 28.6 mm, height: 11 mm, color: gray, mounting type: NS 35/7,5, NS 35/15



##### DIN rail adapter - PTFIX-NS35A - 3274056

DIN rail adapter, width: 10.3 mm, height: 12 mm, color: gray, mounting type: NS 35/7,5, NS 35/15



##### DIN rail adapter - PTFIX-NS35A-FIX - 3274057

DIN rail adapter, with end stop function, width: 10.3 mm, height: 12 mm, color: gray, mounting type: NS 35/7,5, NS 35/15



##### DIN rail adapter - PTFIX-NS15A - 3274058

DIN rail adapter, width: 10.3 mm, height: 10.8 mm, color: gray, mounting type: NS 15



##### DIN rail adapter - PTFIX-NS15A-FIX - 3274059

DIN rail adapter, with end stop function, width: 10.3 mm, height: 10.8 mm, color: gray, mounting type: NS 15



## Distribution block - PTFIX 18X2,5 BU - 3273310

### Accessories

Flange - PTFIX-F - 3274060



Flange, with screw-on fixing, length: 28.6 mm, width: 8.6 mm, height: 21.7 mm, color: gray

---

### Screwdriver tools

Screwdriver - SZF 1-0,6X3,5 - 1204517



Actuation tool, for ST terminal blocks, also suitable for use as a bladed screwdriver, size: 0.6 x 3.5 x 100 mm, 2-component grip, with non-slip grip

---

### Terminal marking

Marking foil for zack marker strip - TML (EX3,8)R - 0801837



Marking foil for zack marker strip, Roll, white, unlabeled, can be labeled with: THERMOMARK ROLL, THERMOMARK ROLL X1, THERMOMARK ROLLMASTER 300/600, THERMOMARK X1.2, THERMOMARK S1.1, mounting type: adhesive, for terminal block width: 30000 mm, lettering field size: 30,000 x 3.8 mm

---

Marking foil for zack marker strip - TML (104X3,8)R - 0801833



Marking foil for zack marker strip, Roll, white, unlabeled, can be labeled with: THERMOMARK ROLL, THERMOMARK ROLL X1, THERMOMARK ROLLMASTER 300/600, THERMOMARK X1.2, THERMOMARK S1.1, mounting type: adhesive, for terminal block width: 104 mm, lettering field size: 104 x 3.8 mm

---

### Test plug terminal block

## Distribution block - PTFIX 18X2,5 BU - 3273310

### Accessories

Test plugs - MPS-MT SN - 3212251



Test plugs, with solder connection up to 1 mm<sup>2</sup> conductor cross section, tin-plated surface, color: silver

---

Test plugs - MPS-MT - 0201744



Test plugs, with solder connection up to 1 mm<sup>2</sup> conductor cross section, color: silver

---

Test socket

Test adapter - PAI-4-N GY - 3032871



4 mm test adapter, for terminal blocks with 5.2 mm, 6.2 mm and 8.2 mm pitch

---

Test plugs - MPS-MT 1-S - 1944372



Test plugs, consisting of Ø 1 mm test pin, 150 mm conductor length, and Ø 2 mm socket

---

## X-ON Electronics

Largest Supplier of Electrical and Electronic Components

*Click to view similar products for [phoenix contact manufacturer](#):*

Other Similar products are found below :

[1203259](#) [3240366](#) [1893300](#) [1212619](#) [1927221](#) [1936102](#) [1730573](#) [3240367](#) [1014246](#) [1014236](#) [1014240](#) [1014290](#) [1014293](#) [1806193](#)  
[1823655](#) [1912825](#) [1842254](#) [1768260](#) [1716373](#) [1648030](#) [1579051](#) [1014235](#) [1014239](#) [1014229](#) [1212378](#) [2800744](#) [2867076](#) [3006564](#)  
[2800741](#) [5146480](#) [1582539](#) [1623633](#) [1507793](#) [3025587](#) [3069708](#) [1431461](#) [1586976](#) [0311647](#) [1460160](#) [1771338](#) [3048387](#) [2814605](#)  
[0309086](#) [1513716](#) [3035684](#) [5451417](#) [0202219](#) [1647747](#) [1730667](#) [1709267](#)