
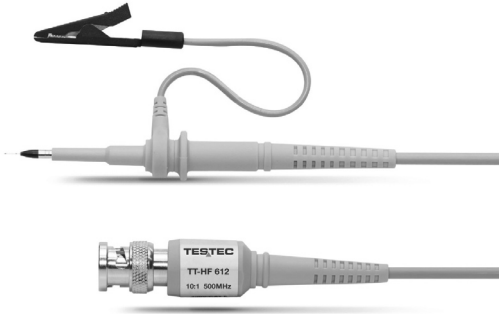


# TESTEC®

## TT-HF 612 10:1 Miniature Probe



### Specifications

Attenuation	Input Impedance	Bandwidth	Rise Time	Cable Length	Compensation Ratio
<b>10:1</b>	<b>10 M<math>\Omega</math>    10 pF</b>	<b>DC to 500 MHz</b>	<b>&lt;0,7 ns</b>	<b>1,3 m</b>	<b>10...20 pF</b>

Attenuation Ratio: 10:1  $\pm$  1% (@ DC)

Max. Input Voltage: Measurement Category I: 500 Vrms,  
1500 V transient overvoltage (see voltage derating curve)  
Measurement Category II: 400 Vrms

Pollution Degree: 2

All specifications are subject to change without notice!

**FOR MORE INFORMATION VISIT [www.testec.de](http://www.testec.de)**



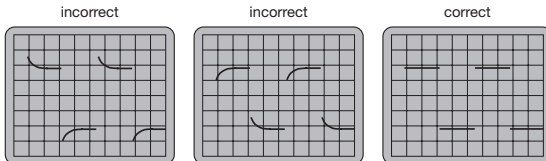
IEC61010-031:2015

## Probe Compensation

Proper compensation of the probe is required to assure amplitude accuracy of the waveform being measured by matching the probe to the oscilloscope's input capacitance. Compensation should be adjusted whenever the probe is connected to or transferred between oscilloscopes.

## Low Frequency Adjustment

Apply a 1 kHz square wave to the probe or connect to the oscilloscope's calibrator output. Adjust the single LF trimmer located in the BNC Box until you achieve a flat-topped square wave (see figure below).

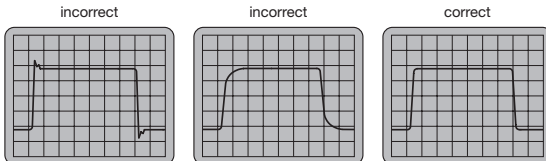


## High Frequency Adjustment

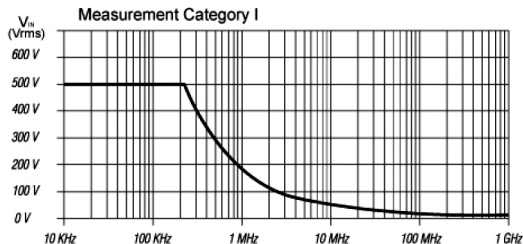
Connect the probe to a 1 MHz square wave signal (rise time less than 0,7ns).

Remove the two plastic caps from the BNC compensation box.

Adjust left trimmer first then right trimmer until you achieve a flat-topped square wave (see figure below).



## Derating Curve



## Attention!

Never dismantle the probe while it is combined with the voltage source and only connect it to a **grounded oscilloscope**.

## **X-ON Electronics**

Largest Supplier of Electrical and Electronic Components

*Click to view similar products for [testec](#) manufacturer:*

Other Similar products are found below :

[15101 SI9001](#) [TT-SI9110](#) [HVP2739](#) [SI 9002](#) [TT-HF212RA](#) [HF312](#) [HV250](#) [TT-SI9001](#) [TT-LF316](#) [TT-HF612RA](#) [TT-HF212](#) [MF312](#) [TT-MF312](#) [TT-HV150](#) [TT-HVP40](#) [TT-LF212](#) [TT-LF 312-2-6](#) [TT-HV250](#) [TT-LF312-2-6](#) [10020-2-6](#) [TT-LF312](#) [20030](#)