


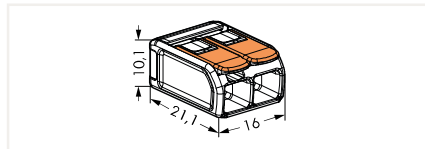
COMPACT Splicing Connector for All Conductor Types; 6 mm² 221 Series


Technical Data	
0.5 ... 6 mm ²	20 ... 10 AWG
450 V / 4 kV / 2 ①; I _N 41 A	
 12 ... 14 mm / 0.47 ... 0.55 inch ②	



COMPACT PUSH WIRE® connector for junction boxes; 2-wire connector; with levers; continuous operating temperature (max.): 105°C; ambient temperature (max.): 85°C

Item No.	Pack. Unit
221-612	500 (10x50)

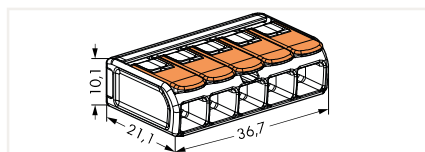



Technical Data	
0.5 ... 6 mm ²	20 ... 10 AWG
450 V / 4 kV / 2 ①; I _N 41 A	
 12 ... 14 mm / 0.47 ... 0.55 inch ②	



COMPACT PUSH WIRE® connector for junction boxes; 5-wire connector; with levers; continuous operating temperature (max.): 105°C; ambient temperature (max.): 85°C

Item No.	Pack. Unit
221-615	200 (10x20)

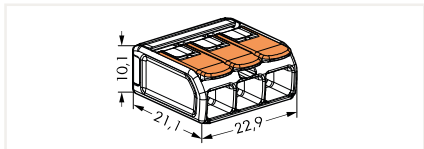


Technical Data	
0.5 ... 6 mm ²	20 ... 10 AWG
450 V / 4 kV / 2 ①; I _N 41 A	
 12 ... 14 mm / 0.47 ... 0.55 inch ②	



COMPACT PUSH WIRE® connector for junction boxes; 3-wire connector; with levers; continuous operating temperature (max.): 105°C; ambient temperature (max.): 85°C

Item No.	Pack. Unit
221-613	400 (10x40)



Strain relief via cable ties on the mounting carrier (transverse to the connectors' wiring direction) – clamping units labeled via marking strips (210-334)



Vertical mounting with strain relief plate on DIN-35 rail

COMPACT Splicing Connectors
 » They connect up to five conductors from 0,5 to 6 mm² (20–10 AWG) – without tools!

How these work:
 Pull up one of the orange operating levers to open the clamping unit. Then insert the conductor and push the lever back down, flush with the connector housing.

Safety:
 The specially designed rest position of the lever reliably prevents accidental unclamping of a connected conductor.
 Application safety, for any type of conductor (solid, stranded, fine-stranded), is confirmed by approvals like ENEC or UL.

» ENEC is the European mark for electrical products that demonstrates compliance with European safety standards. The ENEC mark is subjected to the same EN standards as the VDE mark.
 While the VDE mark is only permitted in Germany, the ENEC mark is accepted in more than 20 European countries.

- ① In grounded power lines
 450 V = rated voltage
 4 kV = rated surge voltage
 2 = pollution degree
- » ② Strip length, see packaging or instructions

Accessories
 Mounting carrier; for 2-, 3- and 5-wire connectors; carrier width: 19.3 mm

orange	221-510	50
--------	---------	----

Angled DIN-rail adapter; in combination with mounting carrier for DIN-35 rail mounting; carrier width: 18.5 mm

gray	222-510	50
------	---------	----

Strain relief plate; for mounting carrier (221-500 and 222-505); 4 mm thick

orange	222-505	50
--------	---------	----

Self-adhesive marking strip; plain; 5 mm high; 48 self-adhesive strips per card

white	210-334	1
-------	---------	---



Horizontal mounting on DIN-35 rail using an angled DIN-rail adapter

X-ON Electronics

Largest Supplier of Electrical and Electronic Components

Click to view similar products for [wago manufacturer](#):

Other Similar products are found below :

[750-460](#) [231-118/026-000](#) [231-303/026-000](#) [231-620/019-000](#) [257-403](#) [280-438](#) [280-831](#) [284-624](#) [210-111](#) [231-303/037-000](#) [231-446/001-000_NR](#) [232-216/026-000](#) [234-510](#) [264-726](#) [280-339](#) [0283-0671](#) [830-800/000-305](#) [750-512](#) [750-455](#) [51251782](#) [286-312](#) [713-1428/107-000](#) [731-138/048-000](#) [750-459](#) [750-517](#) [793-3505](#) [826-172](#) [859-304](#) [280-335](#) [231-535/001-000](#) [2604-1106](#) [2604-1504](#) [2606-1103/020-000](#) [2624-1103](#) [2626-3103/020-000](#) [713-1107](#) [852-1411](#) [2106-1307](#) [2116-5307](#) [832-1205](#) [832-3604](#) [2009-110](#) [281-512/281-501](#) [286-336](#) [750-421](#) [750-838](#) [753-559](#) [750-1505](#) [787-732](#) [753-437](#)