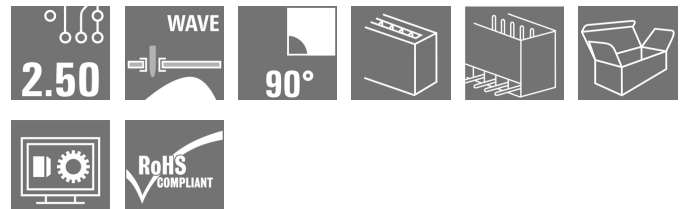


**OMNIMATE Signal - series BL/SL 2.50
SL 2.50/02/90G 3.2SN BK BX**

Weidmüller Interface GmbH & Co. KG
Klingenbergstraße 16
D-32758 Detmold
Germany
Fon: +49 5231 14-0
Fax: +49 5231 14-292083
www.weidmueller.com



Male header for wave soldering in 2.50 mm pitch.

- Plugging direction is parallel (90°) to the PCB
- Housing variant: Closed (G)
- Packaged in a cardboard box (BX)

General ordering data

| | |
|--------------|--|
| Type | SL 2.50/02/90G 3.2SN BK BX |
| Order No. | 2439660000 |
| Version | PCB plug-in connector, male header, THT solder connection, Pitch in mm (P): 2.50 mm, No. of poles: 2, 90°, Box |
| GTIN (EAN) | 4050118454635 |
| Qty. | 250 pc(s). |
| Product data | IEC: 320 V / 6 A UL: 150 V / 5 A |
| Packaging | Box |

**OMNIMATE Signal - series BL/SL 2.50
SL 2.50/02/90G 3.2SN BK BX**

Weidmüller Interface GmbH & Co. KG
Klingenbergstraße 16
D-32758 Detmold
Germany
Fon: +49 5231 14-0
Fax: +49 5231 14-292083
www.weidmueller.com

Technical data
Dimensions and weights

Net weight 0.88 g

System specifications

| | | | |
|--|-------------------------------------|--|--|
| Product family | OMNIMATE Signal - series BL/SL 2.50 | Type of connection | Solder connection |
| Mounting onto the PCB | THT solder connection | Pitch in mm (P) | 2.5 mm |
| Pitch in inches (P) | 0.984 inch | Outgoing elbow | 90° |
| No. of poles | 2 | Number of solder pins per pole | 1 |
| Solder pin length (l) | 3.2 mm | Solder pin length tolerance | +0.1 / -0.1 mm |
| Tolerance of solder pin position | ± 0.1 mm | Solder pin dimensions | 0.8 x 0.8 mm |
| Solder pin dimensions = d tolerance | +0,02 / -0,02 mm | Solder eyelet hole diameter (D) | 1.3 mm |
| Solder eyelet hole diameter tolerance (D) | + 0,1 mm | L1 in mm | 2.5 mm |
| L1 in inches | 0.984 inch | Number of rows | 1 |
| Pin series quantity | 1 | Touch-safe protection acc. to DIN VDE 57 106 | Finger-safe plugged/ back-of-hand-safe unplugged |
| Touch-safe protection acc. to DIN VDE 0470 | IP 00 | Plugging cycles | 25 |
| Packaging | Box | | |

Material data

| | | | |
|--------------------------------------|----------------------------|-----------------------------|--------------|
| Insulating material | PA 66 | Colour | Black |
| Colour chart (similar) | RAL 9011 | CTI | ≥ 600 |
| UL 94 flammability rating | V-0 | Contact material | Copper alloy |
| Contact surface | tinned | Tinning type | matt |
| Layer structure of solder connection | 1-3 µm Ni / 4-6 µm Sn matt | Operating temperature, min. | -40 °C |
| Operating temperature, max. | 105 °C | | |

Rated data acc. to IEC

| | | | |
|---|-----------|---|--------|
| tested acc. to standard | IEC 61984 | Rated current, min. no. of poles (Tu=20°C) | 6 A |
| Rated current, min. no. of poles (Tu=40°C) | 6 A | Rated voltage for surge voltage class / pollution degree II/2 | 320 V |
| Rated voltage for surge voltage class / pollution degree III/2 | 320 V | Rated voltage for surge voltage class / pollution degree III/3 | 80 V |
| Rated impulse voltage for surge voltage class/ pollution degree II/2 | 2.5 kV | Rated impulse voltage for surge voltage class/ pollution degree III/2 | 2.5 kV |
| Rated impulse voltage for surge voltage class/ contamination degree III/3 | 2.5 kV | | |

Rated data acc. to CSA

| | | | |
|-----------------------------|-------|-----------------------------|-----|
| Rated voltage (Use group B) | 150 V | Rated current (use group B) | 5 A |
|-----------------------------|-------|-----------------------------|-----|

**OMNIMATE Signal - series BL/SL 2.50
SL 2.50/02/90G 3.2SN BK BX**

Weidmüller Interface GmbH & Co. KG
Klingenbergstraße 16
D-32758 Detmold
Germany
Fon: +49 5231 14-0
Fax: +49 5231 14-292083
www.weidmueller.com

Technical data

Rated data acc. to UL 1059

| | | | | |
|------------------------------|---|-----------------------------|-------------------------|--------|
| Institute (cURus) |  | | Certificate No. (cURus) | E60693 |
| Rated voltage (use group B) | 150 V | Rated current (use group B) | 5 A | |
| Reference to approval values | Specifications are maximum values, details - see approval certificate. | | | |

Classifications

| | | | |
|------------|-------------|------------|-------------|
| ETIM 6.0 | EC002637 | eClass 6.2 | 27-26-07-04 |
| eClass 9.1 | 27-44-04-02 | | |

Notes

| | |
|----------------|--|
| Notes | <ul style="list-style-type: none"> Rated current related to rated cross-section & min. No. of poles. P on drawing = pitch Rated data refer only to the component itself. Clearance and creepage distances to other components are to be designed in accordance with the relevant application standards. |
| IPC conformity | The products are developed, manufactured and delivered according to the internationally recognised IPC-A-610 standard, category "permissible". More extensive demands on the products can be evaluated on request. |

Approvals

| | |
|-----------|---|
| Approvals |  |
|-----------|---|

Downloads

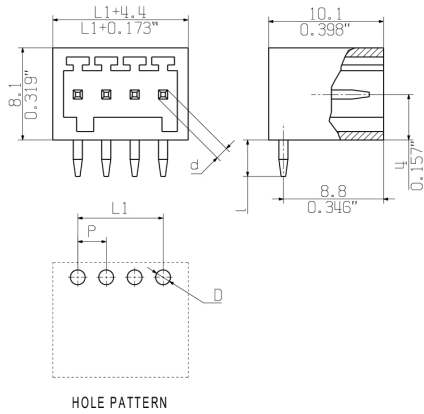
| | |
|---|--|
| Approval/Certificate/Document of Conformity | Declaration of the Manufacturer |
| Brochure/Catalogue | FL DRIVES EN MB DEVICE MANUF. EN FL DRIVES DE FL BUILDING SAFETY EN FL APPL LED LIGHTING EN FL INDUSTR.CONTROLS EN FL MACHINE SAFETY EN FL HEATING ELECTR EN FL APPL INVERTER EN FL_BASE_STATION_EN FL ELEVATOR EN FL POWER SUPPLY EN FL 72H SAMPLE SER EN PO OMNIMATE EN |
| Engineering Data | EPLAN, WSCAD |

**OMNIMATE Signal - series BL/SL 2.50
SL 2.50/02/90G 3.2SN BK BX**

Weidmüller Interface GmbH & Co. KG
Klingenbergstraße 16
D-32758 Detmold
Germany
Fon: +49 5231 14-0
Fax: +49 5231 14-292083
www.weidmueller.com

Drawings

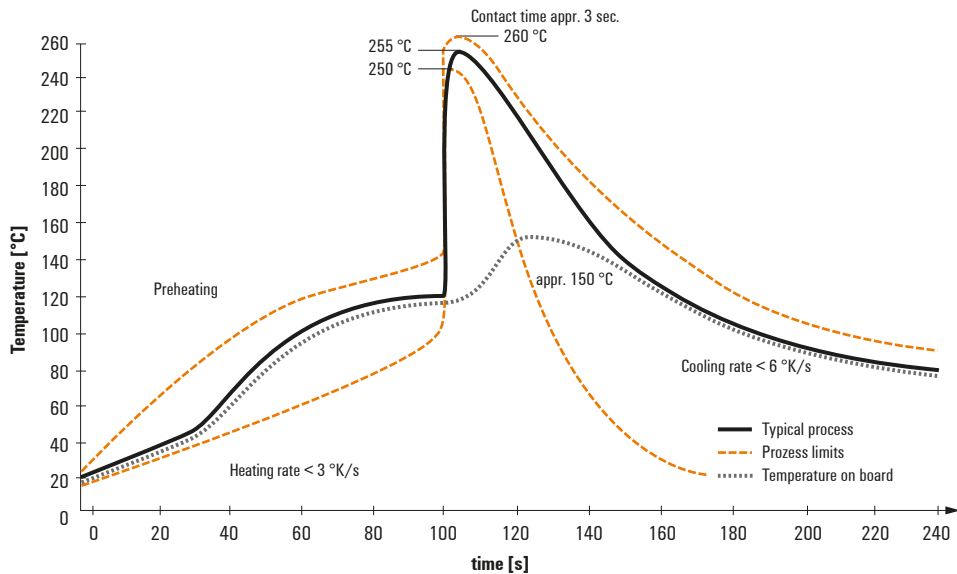
Dimensional drawing



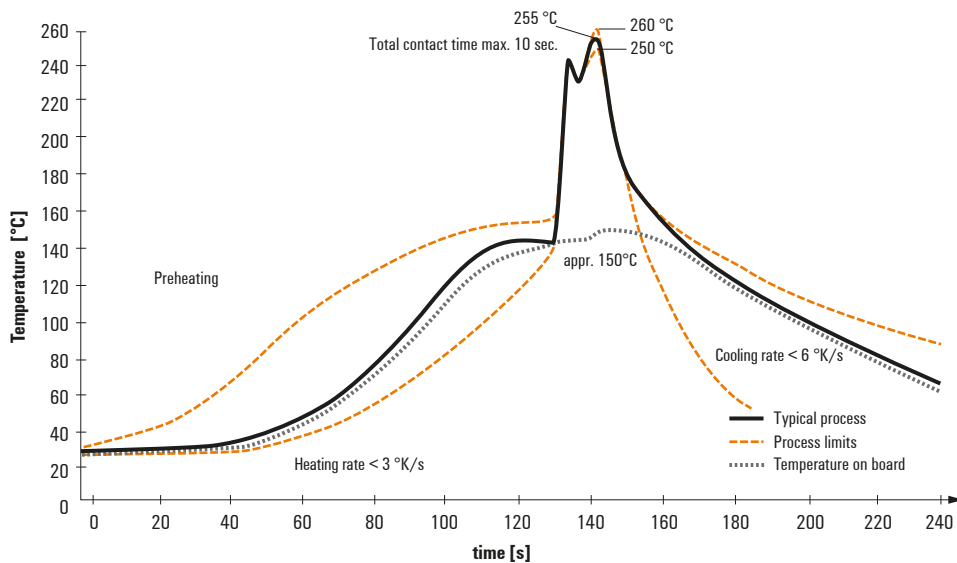
Recommended wave soldering profiles

Weidmüller Interface GmbH & Co. KG
 Klingenbergstraße 16
 D-32758 Detmold
 Germany
 Fon: +49 5231 14-0
 Fax: +49 5231 14-292083
 www.weidmueller.com

Single Wave:



Double Wave:



Wave soldering profiles

Wired connection elements should be processed in accordance with the DIN EN 61760-1 standard. We have included two recommendations for practical wave soldering profiles, with which Weidmüller PCB terminals and connectors are qualified.

When choosing a suitable profile for your application, the following factors also need to be considered:

- PCB thickness
- Proportion of Cu in the layers
- Single/double-sided assembly
- Product range
- Heating and cooling rates

The single and double wave profiles each indicate the recommended operating range, including the maximum soldering temperature of 260°C. In practice, the maximum soldering temperature is quite often well below the above maximum profile.

X-ON Electronics

Largest Supplier of Electrical and Electronic Components

Click to view similar products for [weidmuller](#) manufacturer:

Other Similar products are found below :

[8924550000](#) [56956](#) [0133660000](#) [6720000227](#) [6720005111](#) [68676](#) [69718](#) [EXO24CH](#) [7760056348](#) [7940000218](#) [8005181001](#) [8008180000](#)
[8432240000](#) [8463580000](#) [8545830000](#) [8689870000](#) [8705640000](#) [9001080000](#) [9003720000](#) [9004250000](#) [9004780000](#) [9013260000](#)
[9014100000](#) [9019040000](#) [9026010000](#) [9028630000](#) [903708](#) [9037350000](#) [9046290000](#) [9129643500](#) [913155](#) [9159530000](#) [919656](#) [919764](#)
[9202230000](#) [9202850000](#) [9456750000](#) [9457913000](#) [980811](#) [980826](#) [9912800003](#) [9916080000](#) [9916280012](#) [9918380000](#) [9919371205](#)
[9919371224](#) [9925710000](#) [9927480024](#) [1166660000](#) [11751](#)