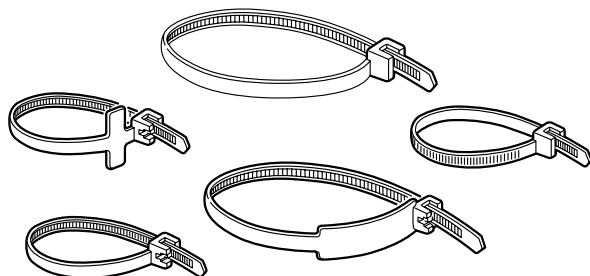


Colring cable ties for equipment

Cat. Nos: 318 00 to 318 18 / 318 20 to 318 38 / 318 40 to 318 45 / 318 47 to 318 49 / 320 12 to 320 15 / 320 18 to 320 20 / 320 22 to 320 32 / 320 37 to 320 40 / 320 42 to 320 51



CONTENTS

Page

| | |
|------------------------------------|-----|
| 1. Definition | 1 |
| 2. Range..... | 1 |
| 3. General characteristics | 2/3 |
| 4. Compliance with standards | 3 |
| 5. Accessories | 3/4 |

1. DEFINITION

The Colring cable tie is designed for electrical and electronic cabling, for grouping and attaching low and extra low voltage cables. It is perfectly suited for applications such as automobiles, aeronautics, the pharmaceutical industry, telephony, transport, etc.

2. RANGE

- Cable ties with interior teeth (black and colourless)
- Identification ties and cable ties with exterior teeth (colourless)
- Plastic material without halogens, sulphur, chlorine, silicone and asbestos.
- Self-locking head
- Delivered in sealed packaging
- Ties with interior teeth

| Cat. Nos | | Width (mm) | Length flat (mm) | Tightening diameter | |
|--------------------|-----------------|------------|------------------|---------------------|------|
| Colourless | Black | | | Min. | Max. |
| 318 40/20 - 320 30 | 318 00 - 320 12 | 2.4 | 95 | 1.6 | 18 |
| 318 41/21 - 320 31 | 318 01 - 320 13 | 2.4 | 140 | 1.6 | 33 |
| 318 42/22 - 320 32 | 318 02 - 320 14 | 2.4 | 180 | 1.6 | 46 |
| 318 43/23 - 320 37 | 318 03 - 320 15 | 3.5 | 140 | 1.6 | 33 |
| 318 44/24 - 320 38 | 318 04 - 320 18 | 3.5 | 180 | 1.6 | 46 |
| 318 45/25 - 320 39 | 318 05 - 320 19 | 3.5 | 280 | 1.6 | 77 |
| 318 26 - 320 40 | 318 06 - 320 20 | 3.5 | 360 | 1.6 | 102 |
| 318 47/27 - 320 42 | 318 07 - 320 22 | 4.6 | 180 | 1.6 | 46 |
| 318 48/28 - 320 43 | 318 08 - 320 23 | 4.6 | 280 | 1.6 | 77 |
| 318 49/29 - 320 44 | 318 09 - 320 24 | 4.6 | 360 | 1.6 | 102 |
| 318 33 | 318 13 | 4.6 | 430 | 1.6 | 125 |
| 318 30 - 320 47 | 318 10 | 7.6 | 180 | 4.8 | 42 |
| 318 34 | 318 14 | 7.6 | 290 | 4.8 | 78 |
| 318 31 - 320 49 | 318 11 - 320 29 | 7.6 | 360 | 4.8 | 98 |
| 318 35 - 320 45 | 318 15 - 320 25 | 7.6 | 550 | 4.8 | 166 |
| 318 32 - 320 50 | 318 12 | 7.6 | 720 | 4.8 | 218 |
| 318 36 - 320 46 | 318 16 - 320 26 | 9 | 710 | 14 | 218 |
| 318 37 - 320 48 | 318 17 - 320 27 | 9 | 810 | 14 | 246 |
| 318 38 - 320 51 | 318 18 - 320 28 | 12.6 | 1030 | 20 | 317 |

2. RANGE (cont.)

- Ties with interior teeth (Colourless)

| Cat. Nos | Width (mm) | Length flat (mm) | Tightening diameter | |
|----------|------------|------------------|---------------------|------|
| | | | Min. | Max. |
| 320 52 | 2.4 | 105 | 1.6 | 22 |
| 320 54 | 3.5 | 140 | 1.6 | 33 |
| 320 55 | 4.6 | 180 | 1.6 | 46 |
| 320 57 | 4.6 | 360 | 1.6 | 102 |
| 320 58 | 7.6 | 360 | 4.8 | 98 |

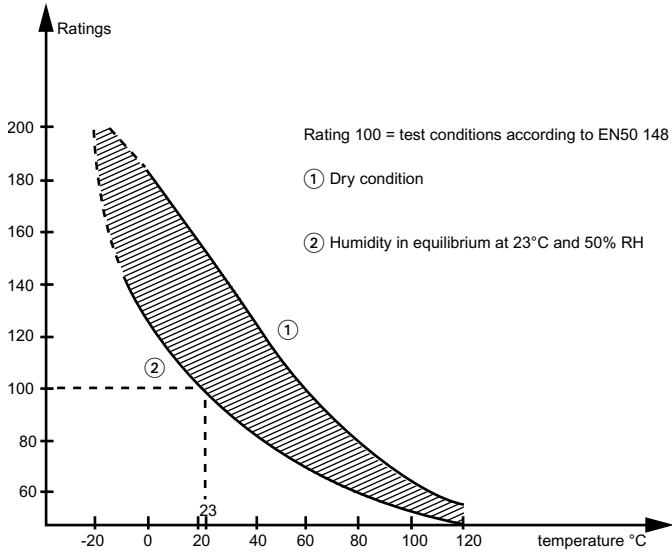
- Identification ties (Colourless)



| Cat. Nos | Width (mm) | Length flat (mm) | Tightening diameter | |
|----------|------------|------------------|---------------------|------|
| | | | Min. | Max. |
| 320 61 | 2.4 | 95 | 4 | 18 |
| 320 63 | 4.6 | 180 | 9.5 | 46 |

3. GENERAL CHARACTERISTICS

3.1 Tear-off resistance

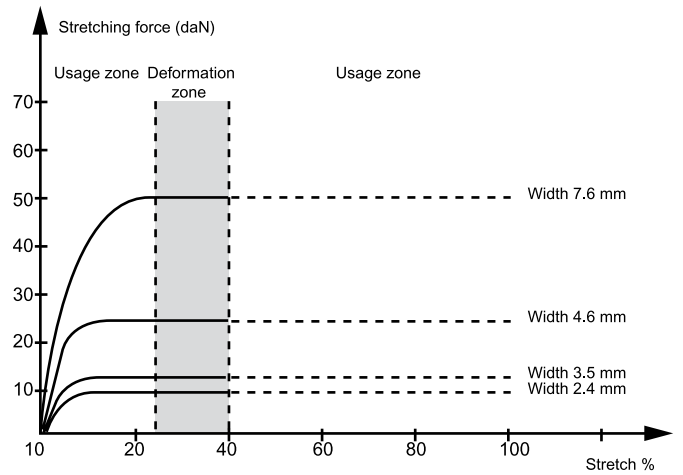


Tear-off resistance according to EN 50146

| | Cat. Nos | | Tear-off resistance according to EN 50146 | |
|--------------------------|--------------------------|-----------------|---|----------------------------------|
| | Colourless | Black | Tightening diameter | |
| | | | Test diameter (mm) | Guaranteed min. resistance (daN) |
| Ties with interior teeth | 318 40/20 - 320 30 | 318 00 - 320 12 | 18 | 8 |
| | 318 41/21 - 320 31 | 318 01 - 320 13 | 20 | 8 |
| | 318 42/22 - 320 32 | 318 02 - 320 14 | 20 | 8 |
| | 318 43/23 - 320 37 | 318 03 - 320 15 | 20 | 13 |
| | 318 44/24 - 320 38 | 318 04 - 320 18 | 20 | 13 |
| | 318 45/25 - 320 39 | 318 05 - 320 19 | 20 | 13 |
| | 318 26 - 320 40 | 318 06 - 320 20 | 20 | 13 |
| | 318 47/27 - 320 42 | 318 07 - 320 22 | 20 | 22 |
| | 318 48/28 - 320 43 | 318 08 - 320 23 | 20 | 22 |
| | 318 49/29 - 320 44 | 318 09 - 320 24 | 20 | 22 |
| | 318 33 | 318 13 | 20 | 22 |
| | 318 30 - 320 47 | 318 10 | 20 | 53 |
| | 318 34 | 318 14 | 20 | 53 |
| | 318 31 - 320 49 | 318 11 - 320 29 | 20 | 53 |
| | 318 35 - 320 45 | 318 15 - 320 25 | 38 | 53 |
| | 318 32 - 320 50 | 318 12 | 20 | 53 |
| | 318 36 - 320 46 | 318 16 - 320 26 | 38 | 77 |
| | 318 37 - 320 48 | 318 17 - 320 27 | 38 | 77 |
| | 318 38 - 320 51 | 318 18 - 320 28 | 38 | 111 |
| | Ties with exterior teeth | 320 52 | | 20 |
| 320 54 | | | 20 | 13 |
| 320 55 | | | 20 | 22 |
| 320 57 | | | 20 | 22 |
| 320 58 | | | 20 | 53 |
| Identification ties | 320 61 | | 20 | 8 |
| | 320 63 | | 20 | 22 |

3. GENERAL CHARACTERISTICS (cont.)

3.2 Detent force



Stretch resistance

| | Cat. Nos | | Max detent force (daN) |
|--------------------------|--------------------------|-----------------|------------------------|
| | Colourless | Black | |
| Ties with interior teeth | 318 40/20 - 320 30 | 318 00 - 320 12 | 0.5 |
| | 318 41/21 - 320 31 | 318 01 - 320 13 | 0.5 |
| | 318 42/22 - 320 32 | 318 02 - 320 14 | 0.5 |
| | 318 43/23 - 320 37 | 318 03 - 320 15 | 0.5 |
| | 318 44/24 - 320 38 | 318 04 - 320 18 | 0.5 |
| | 318 45/25 - 320 39 | 318 05 - 320 19 | 0.5 |
| | 318 26 - 320 40 | 318 06 - 320 20 | 0.5 |
| | 318 47/27 - 320 42 | 318 07 - 320 22 | 0.5 |
| | 318 48/28 - 320 43 | 318 08 - 320 23 | 0.5 |
| | 318 49/29 - 320 44 | 318 09 - 320 24 | 1 |
| | 318 33 | 318 13 | 1.5 |
| | 318 30 - 320 47 | 318 10 | 1 |
| | 318 34 | 318 14 | 2 |
| | 318 31 - 320 49 | 318 11 - 320 29 | 1 |
| | 318 35 - 320 45 | 318 15 - 320 25 | 1.5 |
| | 318 32 - 320 50 | 318 12 | 1 |
| | 318 36 - 320 46 | 318 16 - 320 26 | 2 |
| | 318 37 - 320 48 | 318 17 - 320 27 | 2 |
| | 318 38 - 320 51 | 318 18 - 320 28 | 2 |
| | Ties with exterior teeth | 320 52 | |
| 320 54 | | | 0.6 |
| 320 55 | | | 0.9 |
| 320 57 | | | 0.9 |
| 320 58 | | | 1.5 |
| Identification ties | 320 61 | | 0.5 |
| | 320 63 | | 0.5 |

Colring cable ties for equipment

Cat. Nos: 318 00 to 318 18 / 318 20 to 318 38 / 318 40 to 318 45 / 318 47 to 318 49 / 320 12 to 320 15 / 320 18 to 320 20 / 320 22 to 320 32 / 320 37 to 320 40 / 320 42 to 320 51

3. GENERAL CHARACTERISTICS (cont.)

3.3 Strength at temperature in °C

| | Tightening diameter | |
|-----------------------------|---------------------|--------|
| | Colourless | Black |
| In permanent use: > 20,000h | 85% | 105% |
| In continuous use: > 1,000h | 100% | 120% |
| Permissible peak: | 130% | 150% |
| Cold resistance: | in use | - 15°C |
| | at mounting | - 10°C |

3.4 Material characteristics

Humidity absorption: 1.2% (24h water at 23°C in accordance with ISO 62)
Without halogens, sulphur, chlorine, silicone and asbestos.

3.5 Fire behaviour

- Resistance to glow wire in accordance with IEC 60 695-2-11 850°C on a plastic chip 1.6 or 3 mm thick
- Flame application time according to EN 50 146..... 5 to 20 secs (depending on Cat. no.)
- Classification according to..... UL 94 V2
- Limiting oxygen index (LOI) EN/ISO 4589-1 / ASTM D 2863-00
Colourless: 28.5%
Black: 26%
- Corrosiveness of smoke according to NFC 20-453: < 5%

3.6 Ultra-Violet resistance

- Resistance to ultra-violet using the EDF test according to standard HN 33 S62
Colourless: not protected
Black: protected

3.7 Resistance to chemical agents

| | | |
|------------------------|---------------------------|----|
| Mineral acids | Hydrochloric ≤ 10% | ++ |
| | Sulphuric ≤ 10% | ++ |
| | Nitric all concentrations | - |
| Organic acids | Acetic | + |
| | Tartaric | ++ |
| | Uric | ++ |
| | Formic | - |
| Bases minérales | Soda ≤ 10% | ++ |
| | Potassium ≤ 10% | ++ |
| | Ammoniac ≤ 10% | ++ |
| Organic bases | Anilines (pure) | + |
| | Pyridine (pure) | - |
| | Urea | ++ |
| | Oils | ++ |
| | Greases | ++ |
| | Petroleum products | ++ |
| | Sea water | ++ |
| | Chlorinated solvents | - |
| | Phenols | - |
| | Alcohol | ++ |
| | Hydrocarbons | ++ |
| | Mineral salts | ++ |

at a temperature of 23°C

++ : excellent + : moderate - : low

4. COMPLIANCE WITH STANDARDS

- EN 50 146
- Standard UL 1565 and IEC 62275 type 1
- Standard SAE -AS 33671

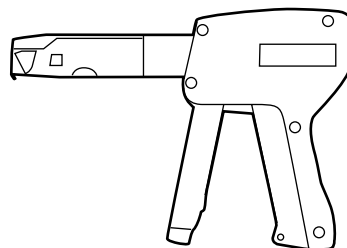
5. ACCESSORIES

5.1 Legrand P46 tool

Cat. No. 320 88

- Direct adjustment of the tightening stress via the knurled knob located at the base of the handle.

After tightening, a blade automatically cuts the excess length flush with the head.



- For cable ties 2.4 - 3.5 mm wide and 4.6 mm wide, tightening and cutting of the excess length can be performed using the Legrand P46 tool.

Note that, for a width of 7.6 mm, the use of the Colson tool (Cat. no. 319 96) is.

5.2 Clip-on base

Cat. No. 320 76

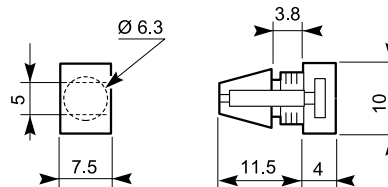
Material: plastic (colourless)

For ties 4.6 mm wide max.

For sheet steel 0.5 to 3 mm thick

Drilling diameter: 6 to 6.35 mm

Overall dimensions:



5.3 Screw-on base

Cat. Nos:

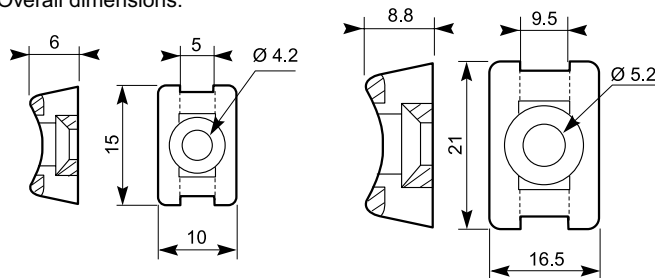
- with central fixation

- 320 70 for tie 4.6 mm wide max. and screw Ø 4 mm

- 320 72 for tie 7.6 mm wide max. and screw Ø 5 mm

Material: plastic

Overall dimensions:



5. ACCESSORIES (cont.)

5.4 Self-adhesive bases

Cat. Nos: 320 65 (colourless) and 320 67 (black)

Material: plastic

For ties 4.6 mm wide max.

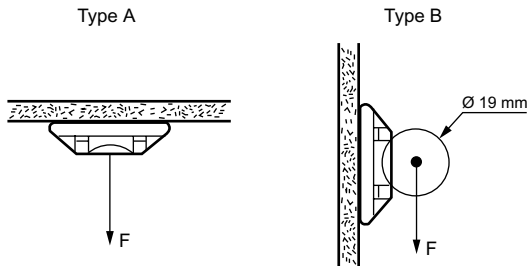
Rapid set adhesive:

- Maximum hold after polymerization for 48h; to be mounted on a clean, degreased surface, applying a force of 5daN for 5 seconds

- Installation temperature: between 20°C and 40°C

Not recommended below 10°C

Tear-off resistance:



Results:
 F/A vg.: ≥ 210 N
 F/B min.: 180 N

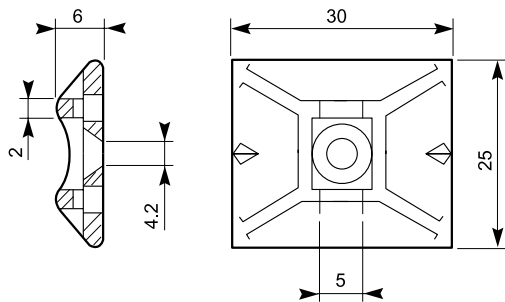
Results:
 F/A vg.: ≥ 100 N
 F/B min.: 80 N

180N axial tension and 80N perpendicular tension.

The static resistance is 240 hours minimum under a load of 20N.

Tests performed at ambient temperature.

Overall dimensions:



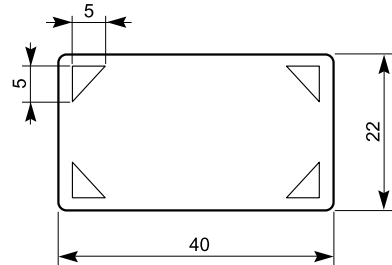
5. ACCESSORIES (cont.)

5.5 Identification plate

Cat. No(s): 320 85

For ties 4.6 mm wide max.

Marking with black felt-tip pen with indelible ink Cat. No.: 395 98

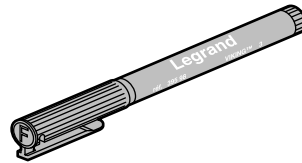


5.6 Black felt-tip pen

Cat. No(s): 395 98

Felt-tip pen with indelible ink.

Adheres to all clean dry surfaces.



X-ON Electronics

Largest Supplier of Electrical and Electronic Components

Click to view similar products for [legrand](#) manufacturer:

Other Similar products are found below :

[FR 303 40](#) [FR 304 100](#) [FR 304 63](#) [MPX3 32H 11-17A](#) [MPX3 32H 22-32A](#) [MPX3 32H 4-6A](#) [MPX3 32H 6-10A](#) [MPX3 63H 11-17A](#) [MPX3 63H 28-40A](#) [PB 411](#) [S 303 B40 TX](#) [T1+T2 8/50 4P](#) [FR 303 100](#) [RC302](#) [RC312](#) [M 250 4](#) [CTX3 3P 32A 2NO2NC 230V AC](#) [CTX3 MINI 3P 12A 1NC 230VAC](#) [CTX3 MINI 4P 16A 230VAC](#) [416851](#) [416855](#) [416852](#) [WZ 301](#) [DM 340](#) [LP 452](#) [MPX3 32H 0.1-0.16A](#) [MPX3 32H 0.16-0.25A](#) [MPX3 32H 0.25-0.4A](#) [MPX3 32H 1.6-2.5A](#) [MPX3 32H 18-26A](#) [MPX3 32H 2.5-4.0A](#) [MPX3 32H 5-8A](#) [MPX3 32H 9-13A](#) [MPX3 63H 34-50A](#) [MPX3 63H 6-10A](#) [SM 363 230V 4NO](#) [SM 425 230V 4NO](#) [PB 441](#) [WS 312](#) [S 301 B13 TX](#) [S 301 C63 TX](#) [FR 301 32](#) [S 301N C16 DX](#) [S 301N C40 DX](#) [S 304 C32 DX](#) [S 312 C32 DX](#) [PTTR20HACUSBGRY](#) [RDSZNI](#) [RDZWH](#) [WSPCBKTBK](#)