

DATA SHEET

O21 ASM
Aluminum electrolytic capacitors
Axial Standard Miniature

Product specification
Supersedes data of March 1998
File under BCcomponents, BC01

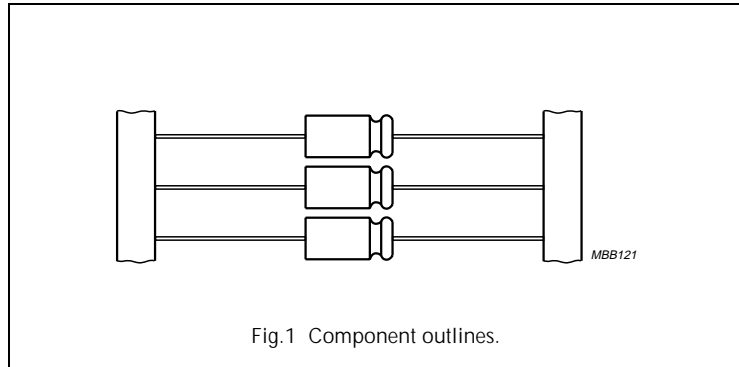
2000 Jan 18

Aluminum electrolytic capacitors Axial Standard Miniature

O21 ASM

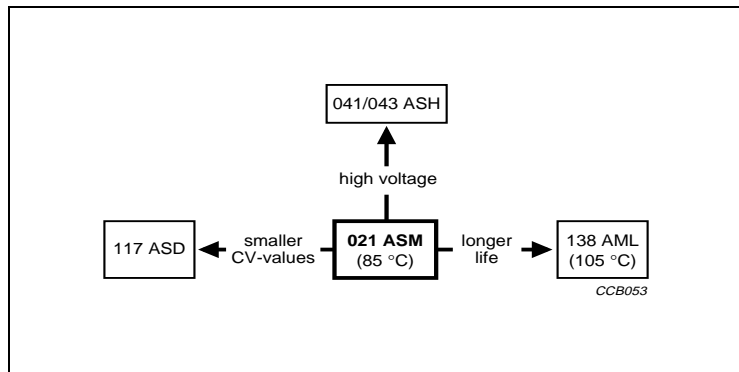
FEATURES

- Polarized aluminum electrolytic capacitors, non-solid electrolyte
- Axial leads, cylindrical aluminum case, insulated with a blue sleeve
- Mounting ring version (single ended) not insulated
- Charge and discharge proof
- Taped versions up to case $\varnothing 15 \times 30$ mm available for automatic insertion
- Miniaturized, high CV-product per unit volume.



APPLICATIONS

- General purpose, industrial, automotive, audio-video
- Coupling, decoupling, smoothing, filtering, buffering and timing
- Portable and mobile equipment (small size, low mass)
- Low mounting height boards, vibration and shock resistant.



QUICK REFERENCE DATA

DESCRIPTION	VALUE	
Case sizes ($\varnothing D_{nom} \times L_{nom}$ in mm)	4.5 × 10 to 10 × 25	10 × 30 to 21 × 40
Rated capacitance range, C_R	0.47 to 15000 μF	
Tolerance on C_R	±20%	
Rated voltage range, U_R	6.3 to 100 V	
Category temperature range	-40 to +85 °C	
Endurance test at 85 °C:		
$U_R = 6.3$ to 25 V	1 000 hours	5000 hours
$U_R = 40$ to 100 V	2000 hours	5000 hours
Useful life at 85 °C	2500 hours	8000 hours
Useful life at 40 °C, $1.4 \times I_R$ applied	70000 hours	200000 hours
Shelf life at 0 V, 85 °C	500 hours	500 hours
Based on sectional specification	IEC 60384-4/EN130300	
Climatic category IEC 60068	40/085/56	

Aluminum electrolytic capacitors Axial Standard Miniature

O21 ASM

Selection chart for C_R , U_R and relevant nominal case sizes ($\varnothing D \times L$ in mm)

Preferred types in **bold**.

C_R (μF)	U_R (V)						
	6.3	10	16	25	40	63	100
0.47	–	–	–	–	–	4.5 × 10	–
1	–	–	–	–	–	4.5 × 10	4.5 × 10
2.2	–	–	–	–	–	4.5 × 10	4.5 × 10
3.3	–	–	–	–	–	4.5 × 10	–
4.7	–	–	–	–	–	4.5 × 10	4.5 × 10
10	–	–	–	–	–	4.5 × 10	6 × 10
15	–	–	–	–	–	4.5 × 10	8 × 11
	–	–	–	–	–	–	6.5 × 18
22	–	–	–	–	4.5 × 10	6 × 10	8 × 11
	–	–	–	–	–	–	6.5 × 18
33	–	–	–	–	–	6 × 10	6.5 × 18
47	–	–	–	4.5 × 10	6 × 10	8 × 11	8 × 18
	–	–	–	–	–	6.5 × 18	–
68	–	–	4.5 × 10	–	–	8 × 11	10 × 18
	–	–	–	–	–	6.5 × 18	–
100	–	4.5 × 10	–	6 × 10	8 × 11	8 × 18	10 × 25
	–	–	–	–	6.5 × 18	–	10 × 30
150	–	–	6 × 10	8 × 11	8 × 18	10 × 18	12.5 × 30
	–	–	–	6.5 × 18	–	–	–
220	–	6 × 10	8 × 11	6.5 × 18	10 × 18	10 × 25	12.5 × 30
	–	–	–	–	–	10 × 30	–
330	–	8 × 11	6.5 × 18	8 × 18	10 × 25	12.5 × 30	15 × 30
470	8 × 11	6.5 × 18	8 × 18	10 × 18	10 × 25	12.5 × 30	18 × 30
	–	–	–	–	10 × 30	–	–
680	–	8 × 18	10 × 18	10 × 25	12.5 × 30	15 × 30	18 × 40
	–	–	–	10 × 30	–	–	–
1000	8 × 18	10 × 18	10 × 25	12.5 × 30	12.5 × 30	18 × 30	21 × 40
	–	–	10 × 30	–	–	–	–
1500	–	10 × 25	12.5 × 30	12.5 × 30	15 × 30	18 × 40	–
	–	10 × 30	–	–	–	–	–
2200	10 × 25	12.5 × 30	12.5 × 30	15 × 30	18 × 30	21 × 40	–
3300	–	12.5 × 30	15 × 30	18 × 30	18 × 40	–	–
4700	–	15 × 30	18 × 30	18 × 40	21 × 40	–	–
6800	–	18 × 30	18 × 40	21 × 40	–	–	–
10000	–	18 × 40	21 × 40	–	–	–	–
15000	–	21 × 40	–	–	–	–	–

Aluminum electrolytic capacitors Axial Standard Miniature

O21 ASM

MECHANICAL DATA, AVAILABLE FORMS AND PACKAGING QUANTITIES

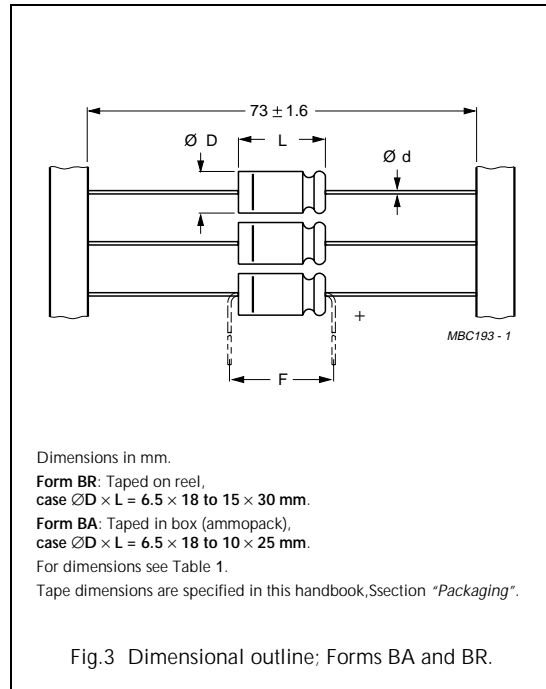
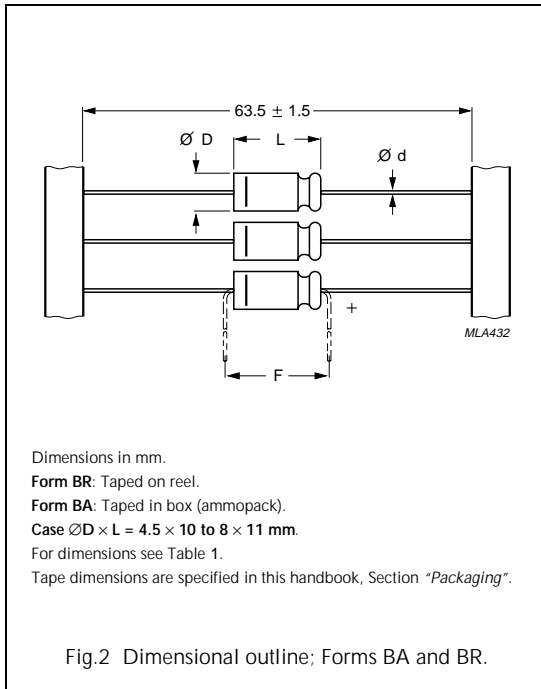


Table 1 Axial; physical dimensions, mass and packaging quantities; see Figs 2, 3 and 4

NOMINAL CASE SIZE $\varnothing D \times L$ (mm)	CASE CODE	AXIAL: FORM AA, BA, and BR					MASS (g)	PACKAGING QUANTITIES		
		$\varnothing d$	l	$\varnothing D_{max}$ (mm)	L_{max} (mm)	F_{min} (mm)		FORM AA	FORM BA	FORM BR
4.5 × 10	2	0.6	–	5.0	10.5	15	≈0.50	–	1000	3000
6 × 10	3	0.6	–	6.3	10.5	15	≈0.70	–	1000	1000
8 × 11	5a	0.6	–	8.5	11.5	15	≈1.1	–	500	500
6.5 × 18	4	0.8	–	6.9	18.5	25	≈1.3	–	1000	1000
8 × 18	5	0.8	–	8.5	18.5	25	≈1.7	–	500	500
10 × 18	6	0.8	–	10.5	18.5	25	≈2.5	–	500	500
10 × 25	7	0.8	–	10.5	25.0	30	≈3.3	–	500	500
10 × 30	00	0.8	55 ±1	10.5	30.5	35	≈4.8	200	–	500
12.5 × 30	01	0.8	55 ±1	13.0	30.5	35	≈7.4	200	–	400
15 × 30	02	0.8	55 ±1	15.5	30.5	35	≈11.7	200	–	250
18 × 30	03	0.8	55 ±1	18.5	30.5	35	≈12.9	200	–	–
18 × 40	04	0.8	34 ±1	18.5	41.5	45	≈19.4	100	–	–
21 × 40	05	0.8	34 ±1	21.5	41.5	45	≈24.7	100	–	–

Aluminum electrolytic capacitors

Axial Standard Miniature

021 ASM

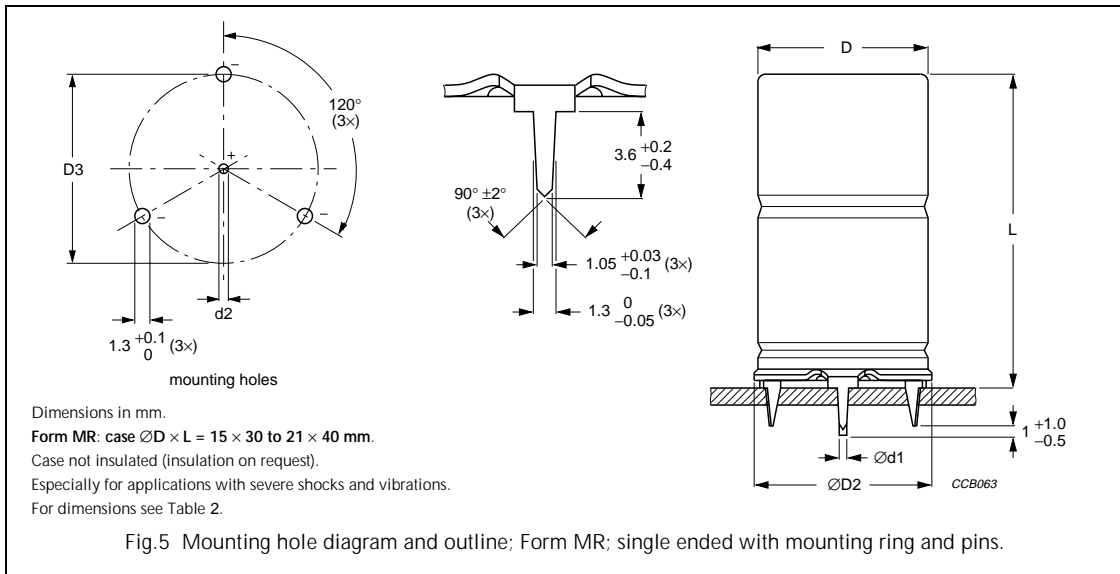
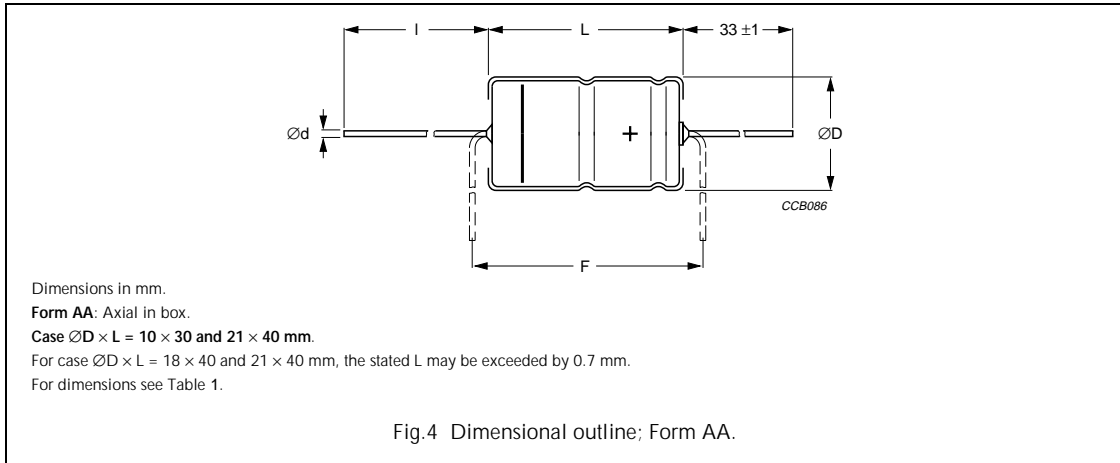


Table 2 Single ended; mass and packaging quantities; see Fig.5

NOMINAL CASE SIZE ØD × L (mm)	CASE CODE	SINGLE ENDED WITH MOUNTING RING: FORM MR					MASS (g)	PACKAGING QUANTITIES
		Ød1 (mm)	Ød2 (mm)	ØD2 _{max} (mm)	D3 (mm)	L _{max} (mm)		
15 × 30	02	0.8	1.0 +0.4	17.5	16.5 ±0.2	33	≈11.7	200
18 × 30	03	0.8	1.0 +0.4	19.5	18.5 ±0.2	33	≈12.9	200
18 × 40	04	0.8	1.0 +0.4	19.5	18.5 ±0.2	45	≈19.4	100
21 × 40	05	0.8	1.0 +0.4	22.5	21.5 ±0.2	45	≈24.7	100

ELECTRICAL DATA AND ORDERING INFORMATION

Unless otherwise specified, all electrical values in Table 3 apply at $T_{amb} = 20\text{ °C}$, $P = 86$ to 106 kPa , $RH = 45$ to 75% .

Ordering example

Electrolytic capacitor 021 series

1000 $\mu\text{F}/16\text{ V}$; $\pm 20\%$

Nominal case size: $\varnothing 10 \times 25$

Catalogue number: 2222 021

SYMBOL	DESCRIPTION
C_R	rated capacitance at 100 Hz, tolerance $\pm 20\%$
I_R	rated RMS ripple current at 100 Hz, 85 °C
I_{L1}	max. leakage current after 1 minute at U_R
I_{L5}	max. leakage current after 5 minutes at U_R
$\text{Tan } \delta$	max. dissipation factor at 100 Hz
ESR	equivalent series resistance at 100 Hz (calculated from $\text{tan } \delta$ max. and C_R)
Z	max. impedance at 10 kHz

Table 3 Electrical data and ordering Information; preferred types in **bold**

U_R (V)	C_R 100 Hz (μF)	NOMINAL CASE SIZE $\varnothing D \times L$ (mm)	CASE CODE	I_R 100 H z 85 °C (mA)	I_{L1} 1 min (μA)	I_{L5} 5 min (μA)	$\text{Tan } \delta$ 100 Hz	ESR 100 Hz (Ω)	Z 10 kHz (Ω)	CATALOGUE NUMBER 2222		
										AXIAL		
										IN BOX FORM AA	TAPED ON REEL FORM BR	TAPED IN BOX FORM BA
6.3	470	8 × 11	5a	260	22	10	0.25	0.85	0.64	–	021 23471	021 33471
	1000	8 × 18	5	440	42	17	0.25	0.4	0.5	–	021 23102	021 33102
	2200	10 × 25	7	710	87	32	0.29	0.21	0.16	–	021 90588	021 90589
10	100	4.5 × 10	2	100	10	6	0.20	3.2	2.0	–	021 24101	021 34101
	220	6 × 10	3	160	17	8.4	0.20	1.5	0.91	–	021 24221	021 34221
	330	8 × 11	5a	230	24	11	0.20	1.0	0.61	–	021 24331	021 34331
	470	6.5 × 18	4	310	32	13	0.20	0.68	0.43	–	021 24471	021 34471
	680	8 × 18	5	400	45	18	0.20	0.47	0.29	–	021 24681	021 34681
	1000	10 × 18	6	550	64	24	0.20	0.32	0.20	–	021 24102	021 34102
	1500	10 × 25	7	690	94	34	0.23	0.25	0.18	–	021 90524	021 90525
	1500	10 × 30	00	740	94	34	0.23	0.245	0.18	021 14152	021 24152	–
	2200	12.5 × 30	01	980	136	48	0.25	0.177	0.095	021 14222	021 24222	–
	3300	12.5 × 30	01	1090	202	70	0.27	0.128	0.095	021 14332	021 24332	–
	4700	15 × 30	02	1320	286	98	0.29	0.100	0.07	021 14472	021 24472	–
	6800	18 × 30	03	1590	412	140	0.34	0.079	0.065	021 14682	–	–
	10000	18 × 40	04	2090	604	204	0.40	0.064	0.04	021 14103	–	–
	15000	21 × 40	05	2250	904	304	0.50	0.054	0.035	021 14153	–	–

2000 Jan 18

7

U _R (V)	C _R 100 Hz (μF)	NOMINAL CASE SIZE ∅D × L (mm)	CASE CODE	I _R 100 H z 85 °C (mA)	I _{L1} 1 min (μA)	I _{L5} 5 min (μA)	Tan δ 100 Hz	ESR 100 Hz (Ω)	Z 10 kHz (Ω)	CATALOGUE NUMBER 222			
										AXIAL			
										IN BOX FORM AA	TAPED ON REEL FORM BR	TAPED IN BOX FORM BA	
16	68	4.5 × 10	2	90	11	6.2	0.16	3.8	2.4	–	021 25689	021 35689	
	150	6 × 10	3	140	18	8.8	0.16	1.7	1.1	–	021 25151	021 35151	
	220	8 × 11	5a	210	25	11	0.16	1.2	0.73	–	021 25221	021 35221	
	330	6.5 × 18	4	290	36	15	0.16	0.77	0.48	–	021 25331	021 35331	
	470	8 × 18	5	380	49	19	0.16	0.55	0.34	–	021 25471	021 35471	
	680	10 × 18	6	500	69	26	0.16	0.38	0.24	–	021 25681	021 35681	
	1000	10 × 25	7	660	100	36	0.16	0.26	0.18	–	021 90517	021 90518	
	1000	10 × 30	00	700	100	36	0.16	0.260	0.175	021 15102	021 25102	–	
	1500	12.5 × 30	01	950	148	52	0.19	0.205	0.095	021 15152	021 25152	–	
	2200	12.5 × 30	01	1040	216	74	0.21	0.150	0.095	021 15222	021 25222	–	
	3300	15 × 30	02	1290	321	110	0.23	0.111	0.07	021 15332	021 25332	–	
	4700	18 × 30	03	1560	455	154	0.25	0.087	0.065	021 15472	–	–	
	6800	18 × 40	04	2040	656	222	0.30	0.070	0.04	021 15682	–	–	
	10000	21 × 40	05	2170	964	324	0.36	0.058	0.035	021 15103	–	–	
	25	47	4.5 × 10	2	80	11	6.4	0.14	4.8	2.6	–	021 26479	021 36479
		100	6 × 10	3	150	19	9	0.14	2.3	1.2	–	021 26101	021 36101
150		8 × 11	5a	190	27	12	0.14	1.5	0.80	–	021 90534	021 90535	
150		6.5 × 18	4	210	27	12	0.14	1.5	0.80	–	021 26151	021 36151	
220		6.5 × 18	4	250	37	15	0.14	1.0	0.55	–	021 26221	021 36221	
330		8 × 18	5	340	54	21	0.14	0.68	0.36	–	021 26331	021 36331	
470		10 × 18	6	450	75	28	0.14	0.48	0.26	–	021 26471	021 36471	
680		10 × 25	7	560	106	38	0.14	0.33	0.18	–	021 90527	021 90528	
680		10 × 30	00	640	106	38	0.14	0.323	0.175	021 16681	021 26681	–	
1000		12.5 × 30	01	840	154	54	0.14	0.220	0.095	021 16102	021 26102	–	
1500		12.5 × 30	01	950	229	79	0.17	0.179	0.095	021 16152	021 26152	–	
2200		15 × 30	02	1180	334	114	0.19	0.132	0.07	021 16222	021 26222	–	
3300		18 × 30	03	1470	499	169	0.21	0.099	0.065	021 16332	–	–	
4700		18 × 40	04	1920	709	239	0.23	0.079	0.04	021 16472	–	–	
6800		21 × 40	05	2070	1024	344	0.28	0.064	0.035	021 16682	–	–	

U _R (V)	C _R 100 Hz (μF)	NOMINAL CASE SIZE ∅D × L (mm)	CASE CODE	I _R 100 H z 85 °C (mA)	I _{L1} 1 min (μA)	I _{L5} 5 min (μA)	Tan δ 100 Hz	ESR 100 Hz (Ω)	Z 10 kHz (Ω)	CATALOGUE NUMBER 222		
										AXIAL		
										IN BOX FORM AA	TAPED ON REEL FORM BR	TAPED IN BOX FORM BA
40	22	4.5 × 10	2	60	9	5.8	0.11	8.0	3.2	–	021 27229	021 37229
	47	6 × 10	3	110	15	7.8	0.11	3.8	1.5	–	021 27479	021 37479
	100	8 × 11	5a	170	28	12	0.11	1.8	0.70	–	021 90537	021 90538
	100	6.5 × 18	4	190	28	12	0.11	1.8	0.70	–	021 27101	021 37101
	150	8 × 18	5	250	40	16	0.11	1.1	0.47	–	021 27151	021 37151
	220	10 × 18	6	330	57	22	0.11	0.8	0.32	–	021 27221	021 37221
	330	10 × 25	7	430	83	30	0.11	0.53	0.21	–	021 27331	021 37331
	470	10 × 25	7	520	117	42	0.11	0.37	0.18	–	021 90514	021 90515
	470	10 × 30	00	590	117	42	0.12	0.404	0.175	021 17471	021 27471	–
	680	12.5 × 30	01	800	167	58	0.12	0.297	0.110	021 17681	021 27681	–
	1000	12.5 × 30	01	900	244	84	0.12	0.190	0.110	021 17102	021 27102	–
	1500	15 × 30	02	1120	364	124	0.15	0.159	0.07	021 17152	021 27152	–
	2200	18 × 30	03	1390	532	180	0.17	0.118	0.065	021 17222	–	–
	3300	18 × 40	04	1810	796	268	0.19	0.090	0.04	021 17332	–	–
	4700	21 × 40	05	1940	1132	380	0.21	0.072	0.035	021 17472	–	–
	63	0.47	4.5 × 10	2	8	4.2	4.1	0.09	310	120	–	021 28477
1		4.5 × 10	2	12	4.4	4.1	0.09	150	55	–	021 28108	021 38108
2.2		4.5 × 10	2	21	4.8	4.3	0.09	65	25	–	021 28228	021 38228
3.3		4.5 × 10	2	25	5.2	4.4	0.09	44	17	–	021 28338	021 38338
4.7		4.5 × 10	2	31	5.8	4.6	0.09	31	12	–	021 28478	021 38478
10		4.5 × 10	2	50	7.8	5.3	0.08	13	5.5	–	021 28109	021 38109
15		4.5 × 10	2	55	9.5	5.9	0.08	8.5	3.7	–	021 28159	021 38159
22		6 × 10	3	90	12	6.8	0.08	5.8	2.5	–	021 28229	021 38229
33		6 × 10	3	100	16	8.2	0.08	3.9	1.7	–	021 28339	021 38339
47		8 × 11	5a	140	22	10	0.08	2.7	1.2	–	021 90541	021 90542
47		6.5 × 18	4	150	22	10	0.08	2.7	1.2	–	021 28479	021 38479
68		8 × 11	5a	160	30	13	0.08	1.9	0.81	–	021 90544	021 90545
68		6.5 × 18	4	170	30	13	0.08	1.9	0.81	–	021 28689	021 38689
100		8 × 18	5	250	42	17	0.08	1.3	0.55	–	021 28101	021 38101

2000 Jan 18

9

U _R (V)	C _R 100 Hz (μF)	NOMINAL CASE SIZE ∅D × L (mm)	CASE CODE	I _R 100 H z 85 °C (mA)	I _{L1} 1 min (μA)	I _{L5} 5 min (μA)	Tan δ 100 Hz	ESR 100 Hz (Ω)	Z 10 kHz (Ω)	CATALOGUE NUMBER 222		
										AXIAL		
										IN BOX FORM AA	TAPED ON REEL FORM BR	TAPED IN BOX FORM BA
63	150	10 × 18	6	320	61	23	0.08	0.85	0.37	–	021 28151	021 38151
	220	10 × 25	7	430	88	32	0.08	0.60	0.25	–	021 90511	021 90512
	220	10 × 30	00	480	88	32	0.08	0.614	0.26	021 18221	021 28221	–
	330	12.5 × 30	01	610	129	46	0.08	0.409	0.19	021 18331	021 28331	–
	470	12.5 × 30	01	700	182	63	0.08	0.287	0.13	021 18471	021 28471	–
	680	15 × 30	02	890	261	90	0.08	0.199	0.095	021 18681	021 28681	–
	1000	18 × 30	03	1170	382	130	0.08	0.135	0.075	021 18102	–	–
	1500	18 × 40	04	1530	571	193	0.11	0.122	0.045	021 18152	–	–
	2200	21 × 40	05	1780	836	281	0.13	0.099	0.040	021 18222	–	–
100	1	4.5 × 10	2	14	4.6	4.2	0.08	130	90	–	021 29108	021 39108
	2.2	4.5 × 10	2	20	5.3	4.4	0.08	58	41	–	021 29228	021 39228
	4.7	4.5 × 10	2	30	7	4.9	0.08	27	19	–	021 29478	021 39478
	10	6 × 10	3	65	10	6	0.08	13	9	–	021 29109	021 39109
	15	8 × 11	5a	77	13	7	0.08	8.5	6	–	021 90547	021 90548
	15	6.5 × 18	4	85	13	7	0.08	8.5	6	–	021 29159	021 39159
	22	8 × 11	5a	95	17	8.4	0.08	5.8	4.1	–	021 90551	021 90552
	22	6.5 × 18	4	100	17	8.4	0.08	5.8	4.1	–	021 29229	021 39229
	33	6.5 × 18	4	120	24	10.6	0.08	3.9	2.7	–	021 29339	021 39339
	47	8 × 18	5	160	32	13.4	0.08	2.7	1.9	–	021 29479	021 39479
	68	10 × 18	6	220	45	17.6	0.08	1.9	1.3	–	021 29689	021 39689
	100	10 × 25	7	300	64	24	0.08	1.3	0.9	–	021 90531	021 90532
	100	10 × 30	00	340	64	24	0.07	1.150	1.0	021 19101	021 29101	–
	150	12.5 × 30	01	490	94	34	0.07	0.645	0.61	021 19151	021 29151	–
	220	12.5 × 30	01	560	136	48	0.08	0.610	0.56	021 19221	021 29221	–
	330	15 × 30	02	740	202	70	0.09	0.420	0.40	021 19331	021 29331	–
	470	18 × 30	03	980	286	98	0.09	0.310	0.29	021 19471	–	–
	680	18 × 40	04	1260	412	140	0.09	0.195	0.18	021 19681	–	–
	1000	21 × 40	05	1470	604	204	0.10	0.160	0.15	021 19102	–	–

Aluminum electrolytic capacitors Axial Standard Miniature

021 ASM

Additional electrical data

PARAMETER	CONDITIONS	VALUE	
		AXIAL	SINGLE ENDED
Voltage			
Surge voltage		$U_s \leq 1.15 \times U_R$	
Reverse voltage		$U_{rev} \leq 1 \text{ V}$	
Current			
Leakage current	after 1 minute at U_R	$I_{L1} \leq 0.006C_R \times U_R + 4 \mu\text{A}$	
	after 5 minutes at U_R ; $U_R = 6.3 \text{ V to } 100 \text{ V}$	$I_{L5} \leq 0.002C_R \times U_R + 4 \mu\text{A}$	
Inductance			
Equivalent series inductance (ESL)	case $\varnothing D \times L$ mm:		
	4.5 × 10	typ. 10 nH	–
	6 × 10	typ. 22 nH	–
	8 × 11	typ. 85 nH	–
	6.5 × 18	typ. 25 nH	–
	8 × 18	typ. 40 nH	–
	10 × 18	typ. 61 nH	–
	10 × 25	typ. 38 nH	–
	10 × 30	typ. 38 nH	–
	12.5 × 30	typ. 46 nH	–
	15 × 30	typ. 48 nH	typ. 39 nH
	18 × 30	typ. 50 nH	typ. 39 nH
	18 × 40	typ. 54 nH	typ. 39 nH
21 × 40	typ. 59 nH	typ. 39 nH	

**Aluminum electrolytic capacitors
Axial Standard Miniature**

021 ASM

Capacitance (C)

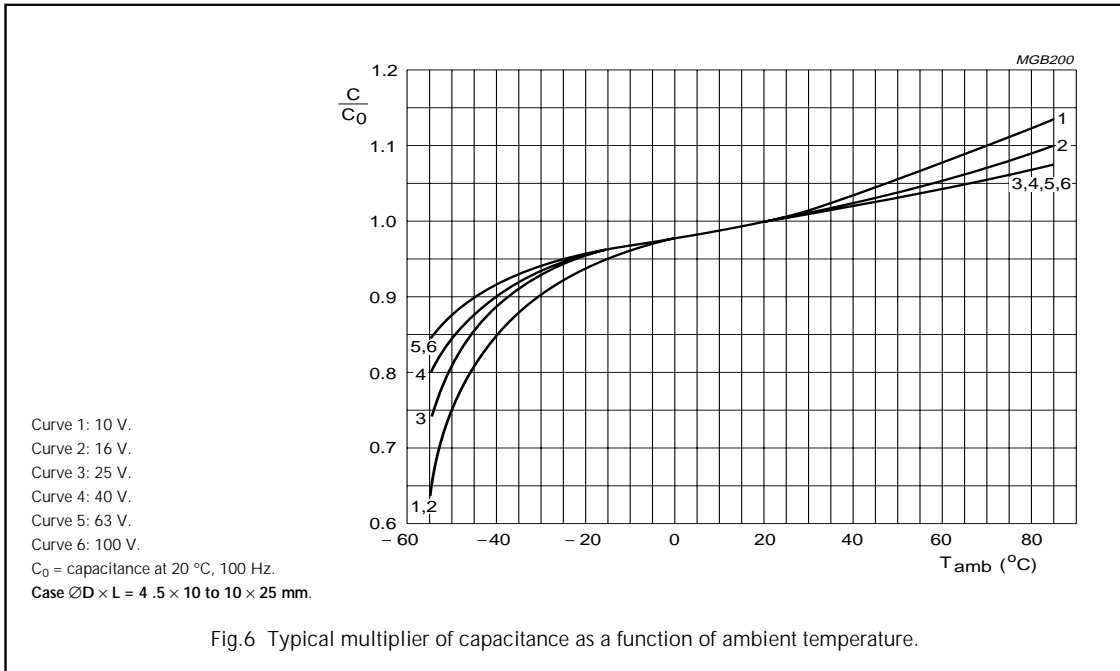


Fig.6 Typical multiplier of capacitance as a function of ambient temperature.

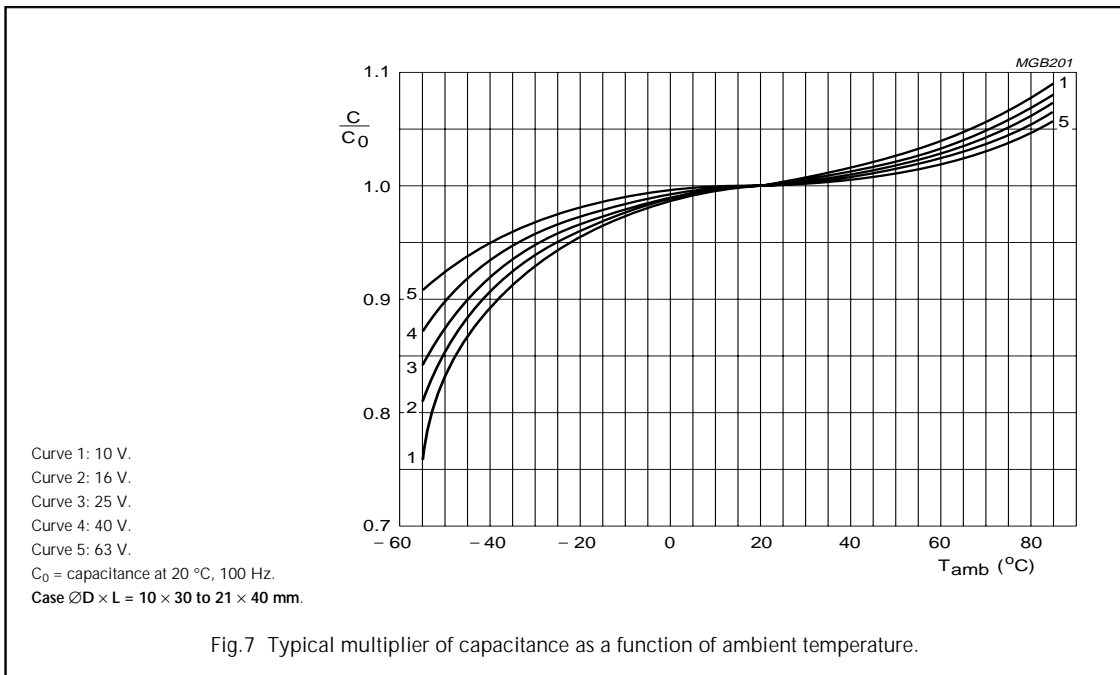
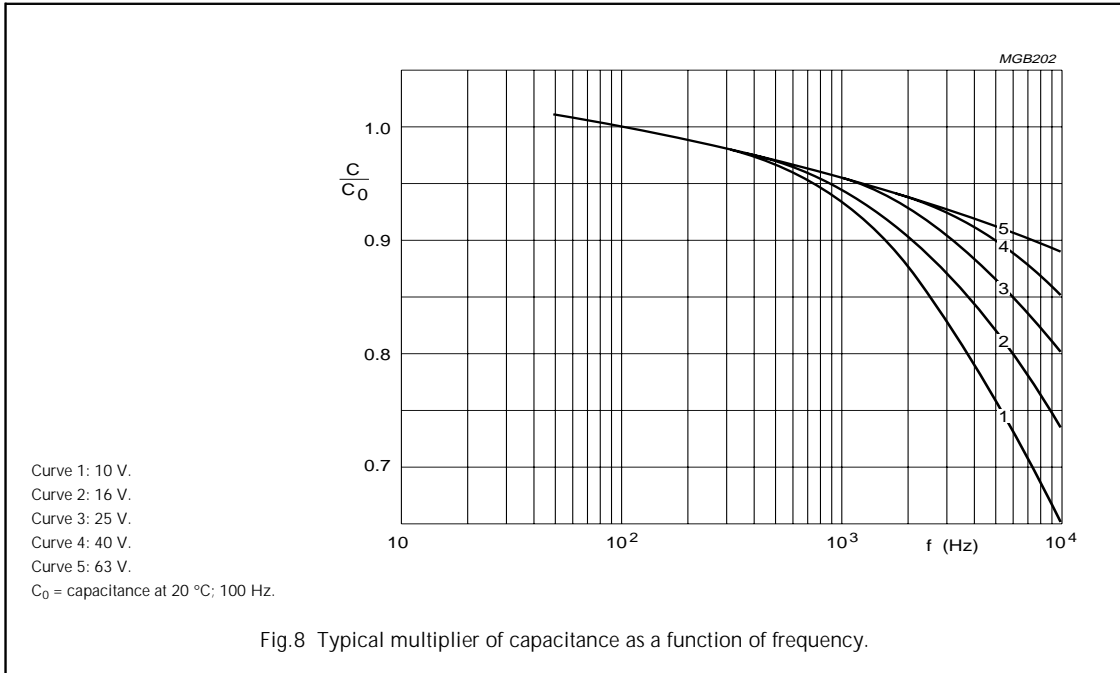


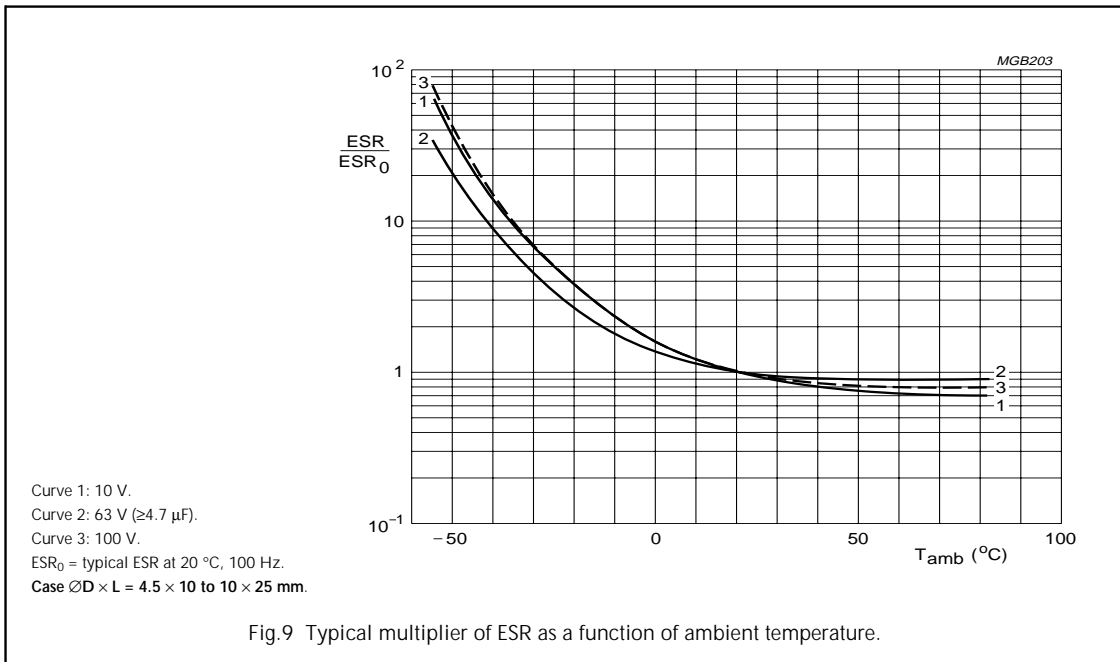
Fig.7 Typical multiplier of capacitance as a function of ambient temperature.

**Aluminum electrolytic capacitors
Axial Standard Miniature**

021 ASM

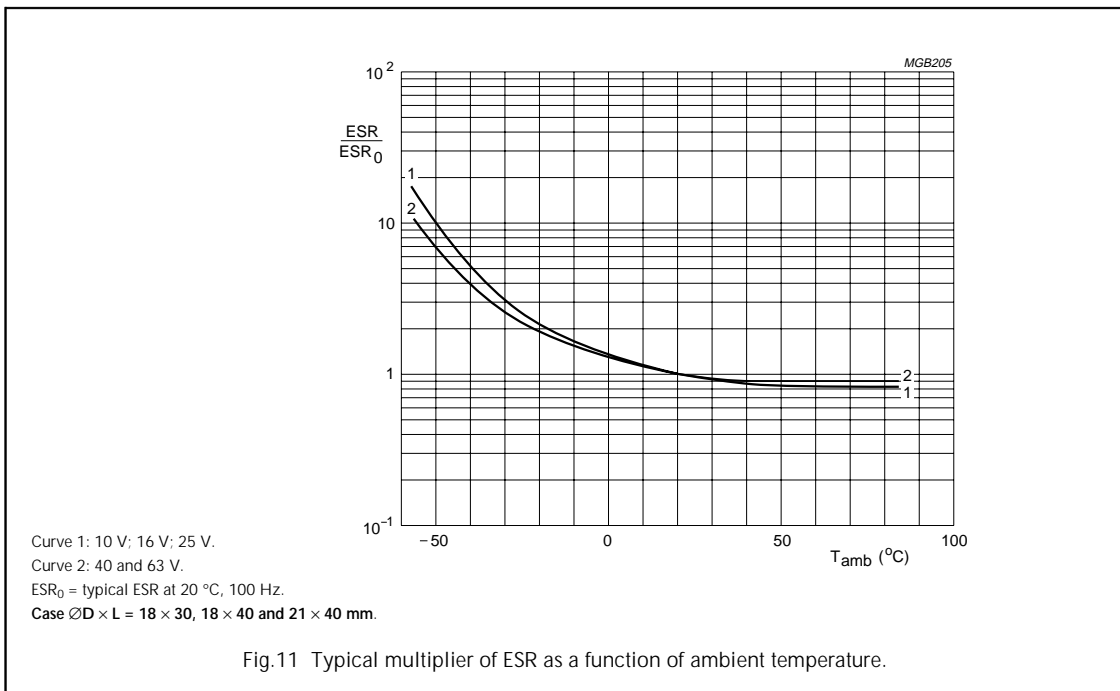
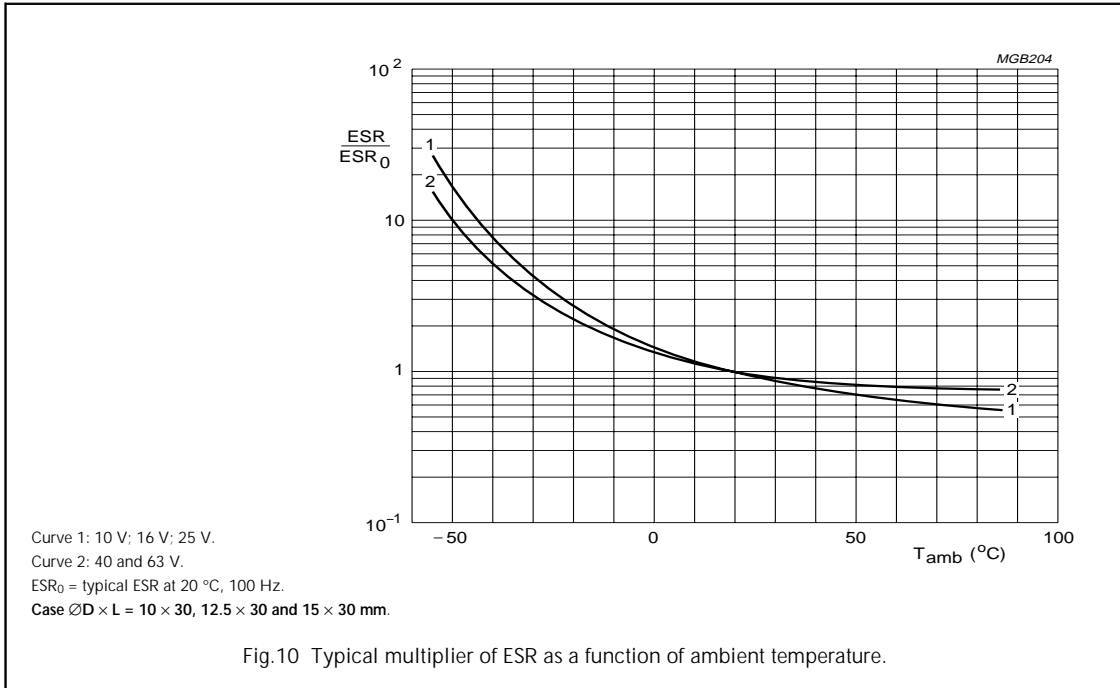


Equivalent series resistance (ESR)



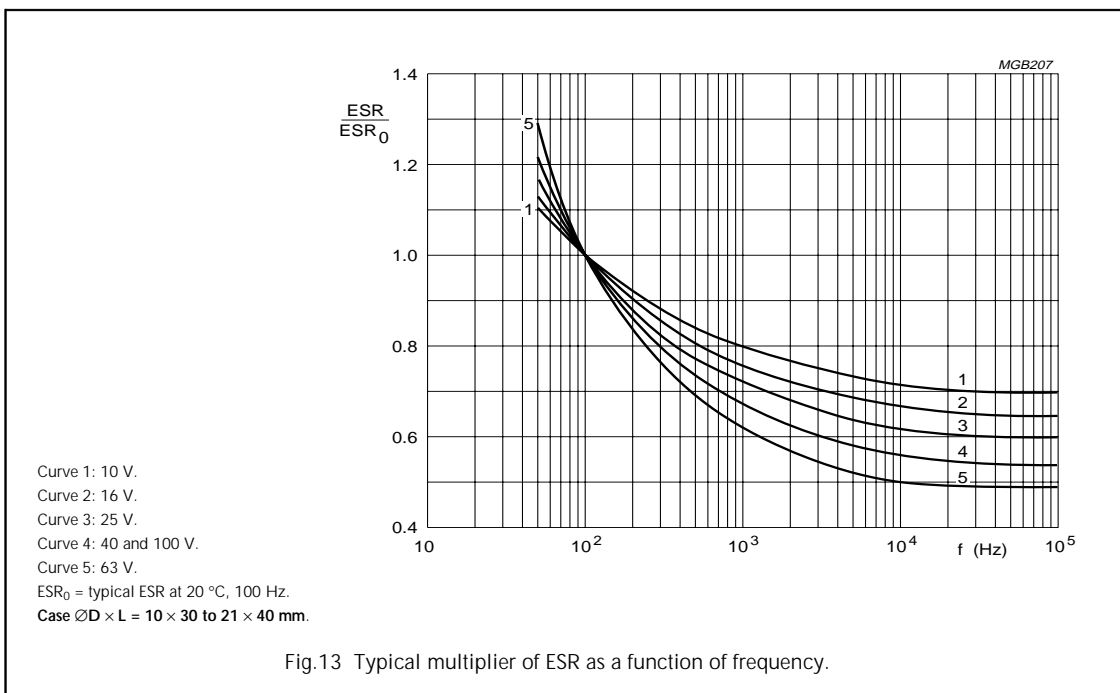
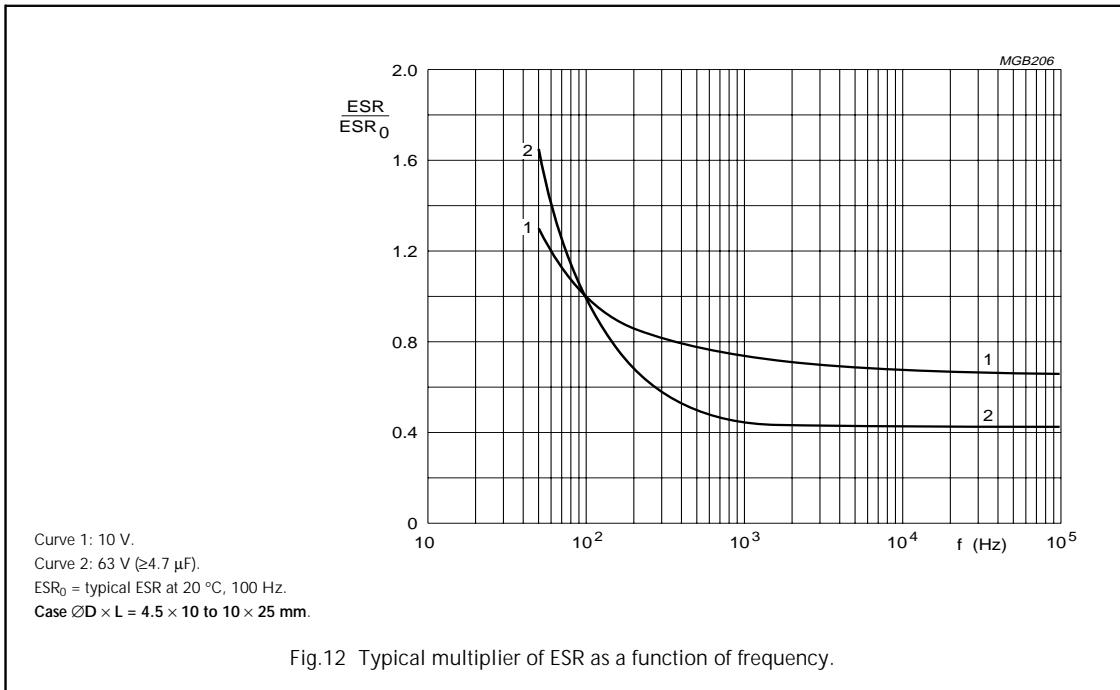
**Aluminum electrolytic capacitors
Axial Standard Miniature**

021 ASM



**Aluminum electrolytic capacitors
Axial Standard Miniature**

021 ASM



Aluminum electrolytic capacitors Axial Standard Miniature

O21 ASM

Impedance (Z)

Table 4 Impedance × capacitance values (case ØD × L = 4.5 × 10 to 10 × 25 mm)

T _{amb}	Z × C _R (Ω × μF) at 10 kHz						
	6.3 V	10 V	16 V	25 V	40 V	63 V	100 V
+20 °C	≤300	≤200	≤160	≤120	≤70	≤55	≤90
-25 °C	≤2000	≤1200	≤750	≤560	≤300	≤180	≤600
-40 °C	≤5500	≤3200	≤2000	≤1500	≤900	≤500	≤1600

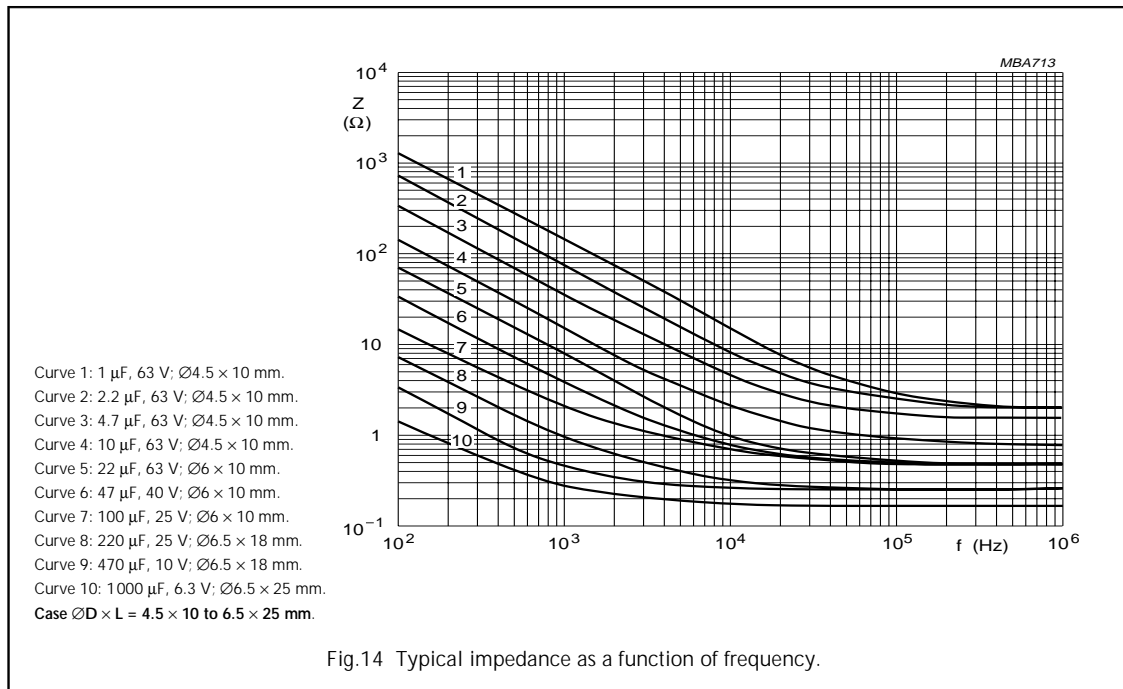
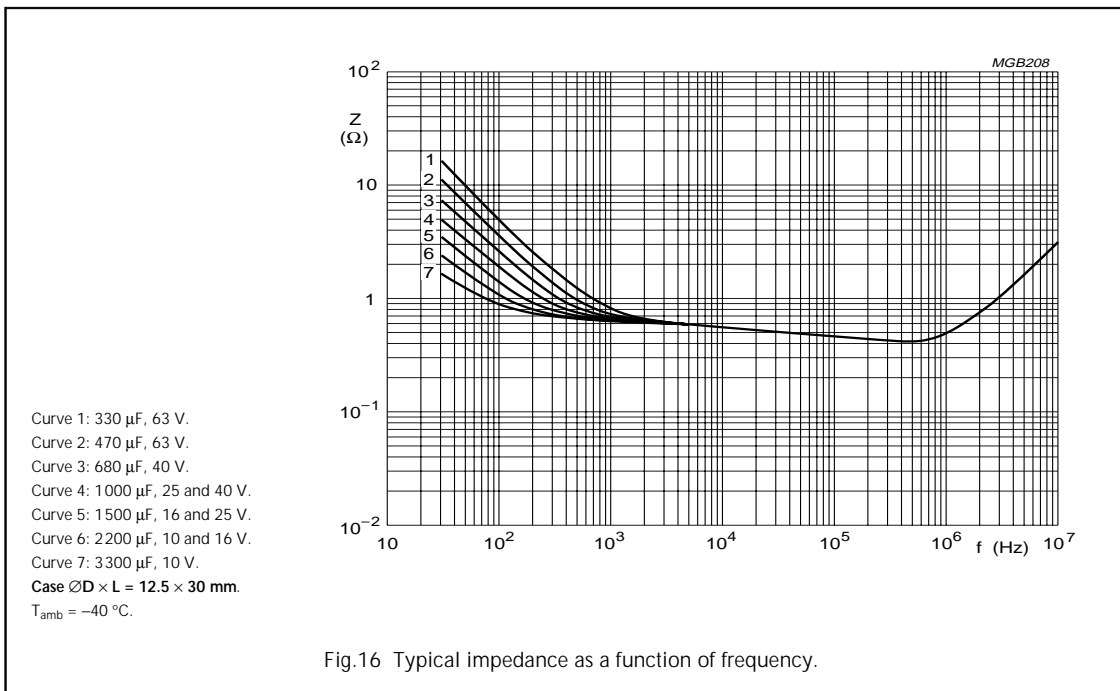
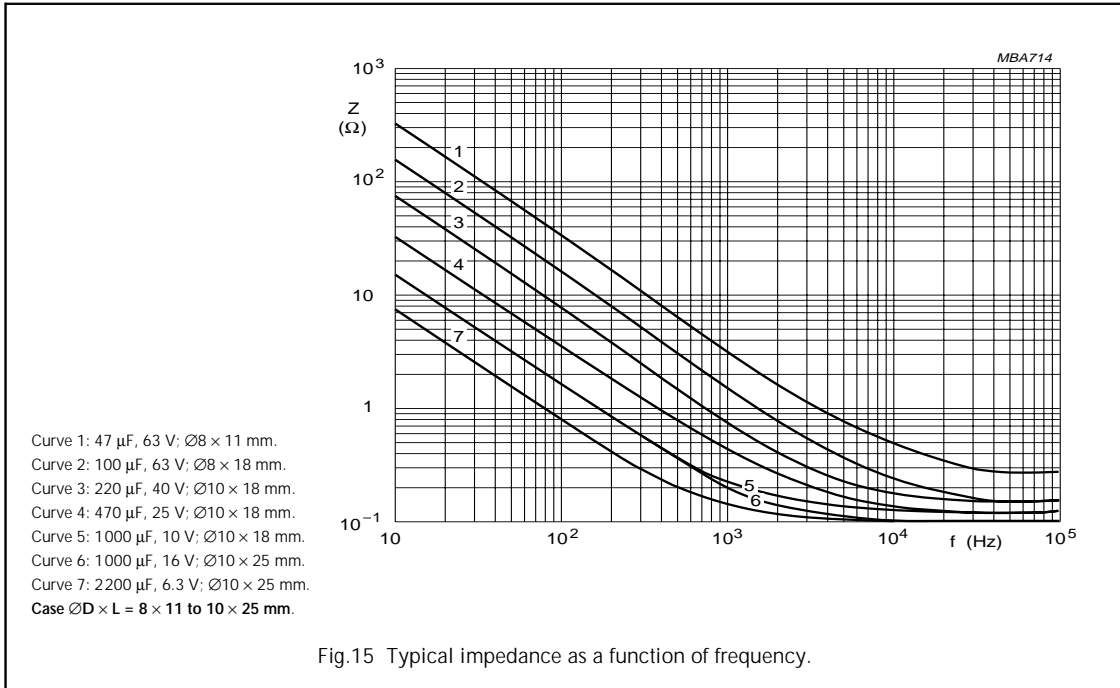


Fig.14 Typical impedance as a function of frequency.

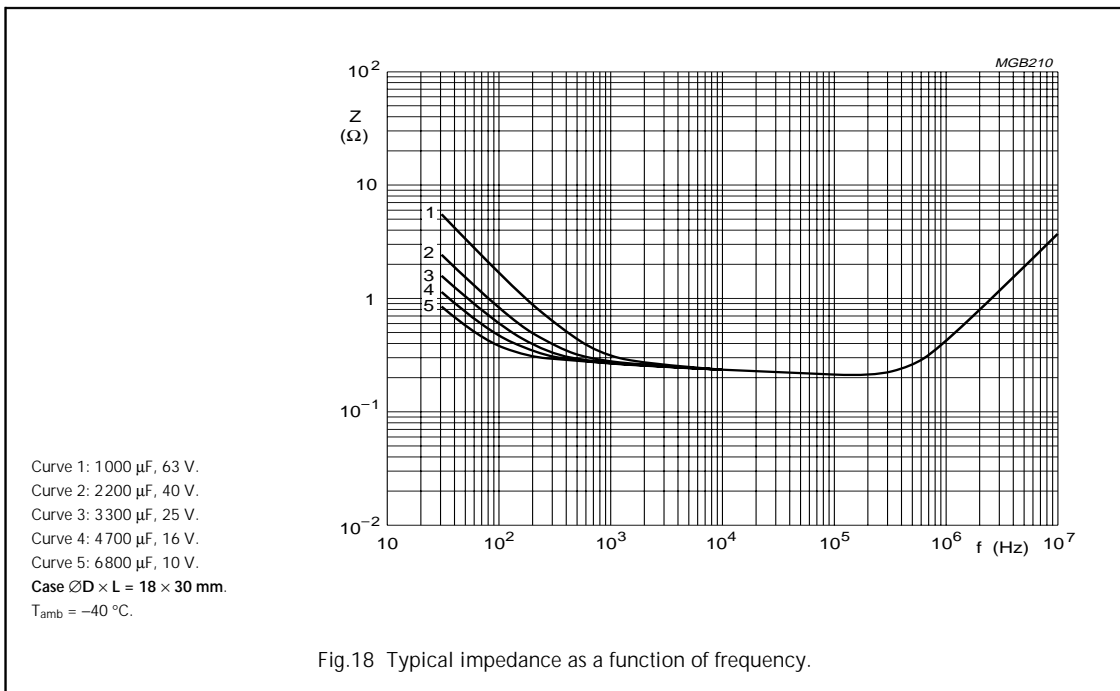
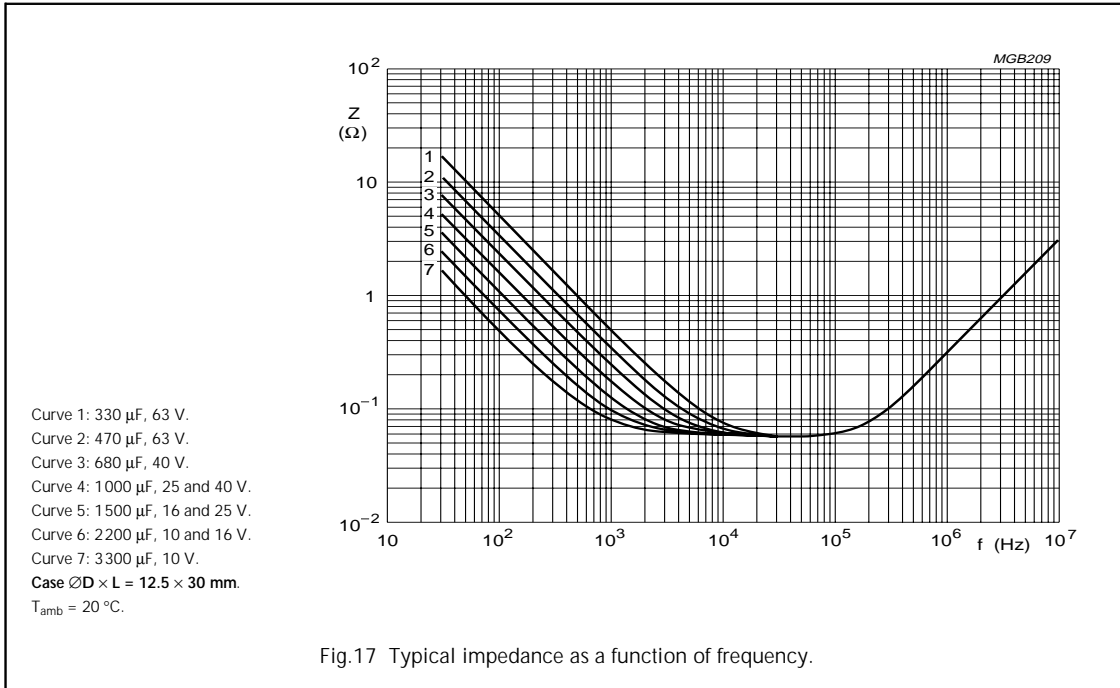
Aluminum electrolytic capacitors
Axial Standard Miniature

O21 ASM



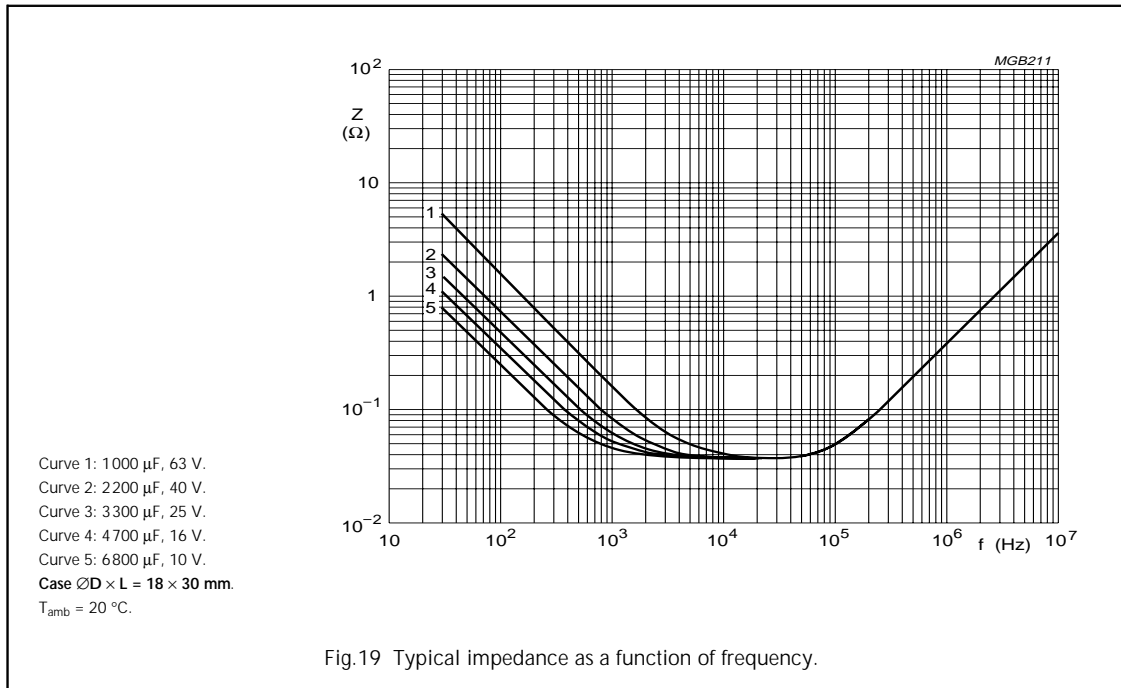
**Aluminum electrolytic capacitors
Axial Standard Miniature**

O21 ASM



Aluminum electrolytic capacitors Axial Standard Miniature

O21 ASM



MARKING

The capacitors are marked (where possible) with the following information:

- Rated capacitance (in μF)
- Tolerance on nominal capacitance (in accordance with "IEC 60062")
- Rated voltage (in V)
- Group number (O21)
- Name of manufacturer
- Date code in accordance with "IEC 60062"
- Code for factory of origin
- Band to indicate the negative terminal
- '+' sign to identify the positive terminal (not for case sizes $L < 18$ mm).

Aluminum electrolytic capacitors Axial Standard Miniature

021 ASM

RIPPLE CURRENT AND USEFUL LIFE

Table 5 Multiplier of ripple current (I_R) as a function of frequency

FREQUENCY (Hz)	I_R MULTIPLIER		
	$U_R = 6.3$ to 16 V	$U_R = 25$ to 40 V	$U_R = 63$ to 100 V
50	0.95	0.9	0.85
100	1	1	1
300	1.07	1.12	1.2
1000	1.12	1.2	1.3
3000	1.15	1.25	1.35
≥ 10000	1.2	1.3	1.4

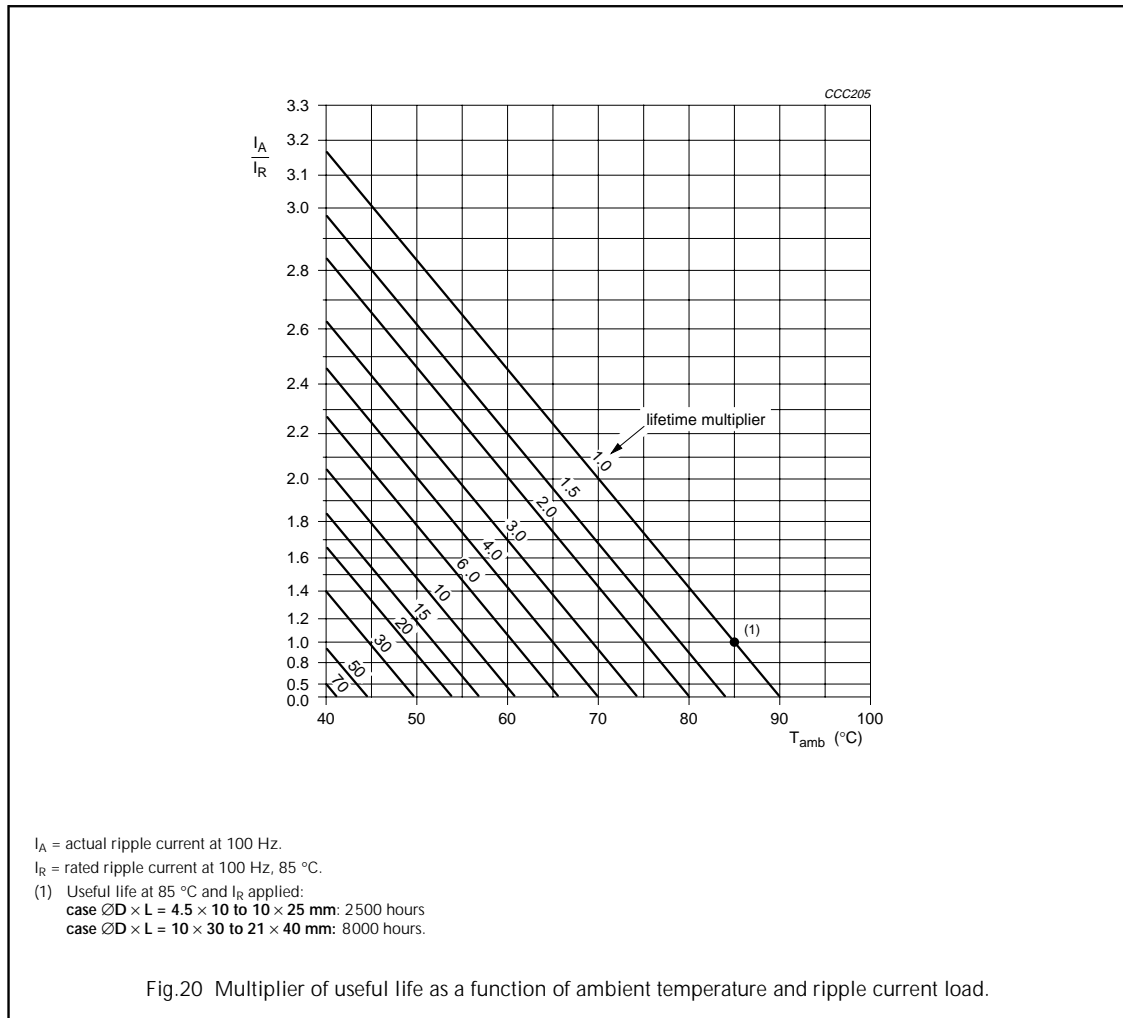


Fig.20 Multiplier of useful life as a function of ambient temperature and ripple current load.

Aluminum electrolytic capacitors Axial Standard Miniature

021 ASM

SPECIFIC TESTS AND REQUIREMENTS

General tests and requirements are specified in this handbook, section "Tests and Requirements".

Table 6 Test procedures and requirements

TEST		PROCEDURE (quick reference)	REQUIREMENTS
NAME OF TEST	REFERENCE		
Endurance	IEC 60384-4/ EN130300 subclause 4.13	$T_{amb} = 85\text{ °C}$; U_R applied; case $\varnothing D \times L = 4.5 \times 10$ to 10×25 mm: $U_R = 6.3$ to 25 V: 1000 hours; $U_R = 40$ to 100 V: 2000 hours; case $\varnothing D \times L = 10 \times 30$ to 21×40 mm: $U_R = 6.3$ to 100 V: 5000 hours	$U_R \leq 6.3$ V; $\Delta C/C$: +15/-30% $U_R > 6.3$ V; $\Delta C/C$: $\pm 15\%$ $\tan \delta \leq 1.3 \times$ spec. limit $Z \leq 2 \times$ spec. limit $I_{L5} \leq$ spec. limit
Useful life	CECC 30301 subclause 1.8.1	$T_{amb} = 85\text{ °C}$; U_R and I_R applied; case $\varnothing D \times L = 4.5 \times 10$ to 10×25 mm: 2500 hours; case $\varnothing D \times L = 10 \times 30$ to 21×40 mm: 8000 hours	$U_R \leq 6.3$ V; $\Delta C/C$: +45/-50% $U_R > 6.3$ V; $\Delta C/C$: $\pm 45\%$ $\tan \delta \leq 3 \times$ spec. limit $Z \leq 3 \times$ spec. limit $I_{L5} \leq$ spec. limit no short or open circuit total failure percentage: $\leq 1\%$
Shelf life (storage at high temperature)	IEC 60384-4/ EN130300 subclause 4.17	$T_{amb} = 85\text{ °C}$; no voltage applied; 500 hours after test: U_R to be applied for 30 minutes, 24 to 48 hours before measurement	$\Delta C/C$, $\tan \delta$, Z : for requirements see 'Endurance test' above $I_{L5} \leq 2 \times$ spec. limit

X-ON Electronics

Largest Supplier of Electrical and Electronic Components

Click to view similar products for [vishay](#) manufacturer:

Other Similar products are found below :

[M39006/22-0577H](#) [Y00892K49000BR13L](#) [VS-12CWQ10FNPBF](#) [M8340109M6801GGD03](#) [VS-MBRB1545CTPBF](#) [1KAB100E](#)
[CRCW1210360RFKEA](#) [VSMF4720-GS08](#) [CRCW04024021FRT7](#) [001789X](#) [LTO050FR0500JTE3](#) [CRCW0805348RFKEA](#)
[LVR10R0200FE03](#) [CRCW12063K30FKEAHP](#) [009923A](#) [CRCW2010331JR02](#) [CRCW25128K06FKEG](#) [CS6600552K000B8768](#) [M39003/01-2289](#) [M39003/01-2784](#) [M39006/25-0133](#) [M39006/25-0228](#) [M64W101KB40](#) [M64Z501KB40](#) [CW001R5000JS73](#) [CW0055R000JE12](#)
[CW0056K800JB12](#) [CW0106K000JE73](#) [672D826H075EK5C](#) [CWR06JC105KC](#) [CWR06NC475JC](#) [MAL219699001E3](#)
[MCRL007035R00JHB00](#) [PTF56100K00QYEK](#) [PTN0805H1502BBTR1K](#) [RCL12252K20JNEG](#) [RCWL1210R130JNEA](#) [RH005220R0FE02](#)
[RH005330R0FC02](#) [RH010R0500FC02](#) [132B20103](#) [RH1007R000FJ01](#) [RH2503R500FE01](#) [RH254R220FS03](#) [RH-50-40R2-1%-C02](#)
[134D336X9075C6](#) [132B00301](#) [135D277X0025F6](#) [DG202BDY-T1-E3](#) [DG9426EDQ-T1-GE3](#)