

PCB terminal, rising cage clamp system, pitch 5.00/5.08 mm

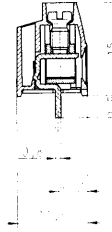
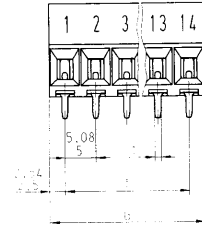
wiecon PCB

Rated cross section:
2.5 mm²

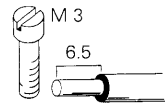
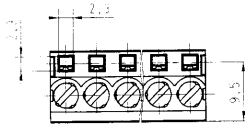
Rated current:
16 A

Wire range:
0.14 – 4.0 mm² single core/
0.14 – 2.5 mm² finely stranded

250 V/4 kV/3 – overvoltage category III
*690 V/4 kV/2 – overvoltage category II
1000 V/4 kV/1 – overvoltage category I



Materials
Insulating housing: PA 66/6 grey, UL 94-V0
Clamping part: nickel plated brass
Contact and solder pin: tin plated E-Cu
Clamping screw: galvanised steel



Solder pin 1 x 0.8 mm
Drill hole Ø 13 mm

Available with slotted screw on request

* max. 600 V for non-earthed systems or expected overvoltage ≤ 4 kV

Type 81 – 8291 R

Conductor horizontal to PCB

(with closed test probe)

No. 22 – 12 AWG

300 V 20/30 A

No. 22 – 12 AWG

300 V 25 A



Rated voltages VDE 0110
UL Data
CSA Data
Approvals

	Box Qty	G	T	Pole	Part No. unmarked with insulating plate	Part No. marked with insulating plate
pitch 5.00 mm						
Type 8191 R						
	500	10.85	5	2	25.155.0253.0	25.155.2253.0
	500	15.85	10	3	25.155.0353.0	25.155.2353.0
	250	20.85	15	4	25.155.0453.0	25.155.2453.0
	250	25.85	20	5	25.155.0553.0	25.155.2553.0
	200	30.85	25	6	25.155.0653.0	25.155.2653.0
	200	35.85	30	7	25.155.0753.0	25.155.2753.0
	100	40.85	35	8	25.155.0853.0	25.155.2853.0
	100	45.85	40	9	25.155.0953.0	25.155.2953.0
	100	50.85	45	10	25.155.1053.0	25.155.3053.0
	50	55.85	50	11	25.155.1153.0	25.155.3153.0
	50	60.85	55	12	25.155.1253.0	25.155.3253.0
	50	66.85	60	13	25.155.1353.0	25.155.3353.0
	50	70.85	65	14	25.155.1453.0	25.155.3453.0
pitch 5.08 mm						
Type 8291 R						
	500	11.01	5.08	2	25.156.0253.0	25.156.2253.0
	500	16.09	10.16	3	25.156.0353.0	25.156.2353.0
	250	21.17	15.24	4	25.156.0453.0	25.156.2453.0
	250	26.25	20.32	5	25.156.0553.0	25.156.2553.0
	200	31.33	25.40	6	25.156.0653.0	25.156.2653.0
	200	36.41	30.48	7	25.156.0753.0	25.156.2753.0
	100	41.49	35.56	8	25.156.0853.0	25.156.2853.0
	100	46.57	40.64	9	25.156.0953.0	25.156.2953.0
	100	51.56	45.72	10	25.156.1053.0	25.156.3053.0
	50	56.73	50.80	11	25.156.1153.0	25.156.3153.0
	50	61.81	55.88	12	25.156.1253.0	25.156.3253.0
	50	66.89	60.96	13	25.156.1353.0	25.156.3353.0
	50	71.97	66.04	14	25.156.1453.0	25.156.3453.0

X-ON Electronics

Largest Supplier of Electrical and Electronic Components

Click to view similar products for [wieland manufacturer](#):

Other Similar products are found below :

[57.504.0053.7](#) [57.904.4955.0](#) [57.904.7455.0](#) [57.910.6153](#) [01.001.6553.0](#) [01.112.1453](#) [02.125.1600.0](#) [CWD012-5](#) [CWD012-L](#) [CWD02-A](#)
[CWD02-D](#) [CWD02-H](#) [CWD02-K](#) [CWD02-M](#) [CWD02-Q](#) [CWD02-R](#) [CWD02-U](#) [CWD02-W](#) [CWD02-Y](#) [CWD03+](#) [CWD03-P](#)
[70.100.1653.3](#) [70.105.1653.3](#) [70.331.1628.0](#) [70.340.1028.0](#) [70.343.2428.0](#) [70.353.4835.1](#) [70.355.2435.1](#) [70.364.4828.0](#) [70.372.1035.0](#)
[70.372.4835.1](#) [70.372.4835.3](#) [70.400.3240.0](#) [70.500.4853.0](#) [70.810.1053.0](#) [70.955.2453.3](#) [71.321.1028.0](#) [71.350.1028.0](#) [72.250.1628.2](#)
[72.250.2428.2](#) [72.250.2435.2](#) [72.301.1653.9](#) [72.325.1628.0](#) [72.353.1635.0](#) [73.352.6428](#) [73.353.4028.1](#) [73.363.6428.0](#) [77.340.1635.0](#)
[78.111.0453.0](#) [78.903.0153.0](#)