

Commanding and Signaling Devices

Introduction

Overview



Pushbutton units and indicator lights				
Designs	3SB2	3SB30, 3SB32	3SB31, 3SB33	3SB35, 3SB36
Nominal diameter	16 mm	22 mm	22 mm	22 mm
Version	Plastic, round	Plastic, round	Plastic, square	Metal, round
Actuators				
Pushbuttons and switches	✓	✓	✓	✓
Illuminated pushbuttons and switches	✓	✓	✓	✓
Mushroom pushbuttons	--	✓	--	✓
Push-pull buttons	--	✓	--	✓
EMERGENCY-STOP mushroom pushbuttons	✓	✓	✓	✓
Selector switches	✓	✓	✓	✓
Locks	✓	✓	✓	✓
Special actuators				
Joystick switches	--	✓	--	--
Twin pushbuttons	--	✓	--	--
Potentiometer operating mechanisms	--	✓	--	--
Indicators				
Indicator lights	✓	✓	✓	✓
Acoustic signaling devices	--	✓	--	--
Contact blocks				
Single-pole	✓	✓	✓	✓
Two-pole	✓	✓	✓	✓
Lampholders				
Wedge bases	✓	✓ (with solder pins)	✓ (with solder pins)	✓ (with solder pins)
BA 9s base	--	✓	✓	✓
With integrated LEDs	--	✓	✓	✓
Connections				
Plug-in connections	✓	--	--	--
Screw connections	--	✓	✓	✓
Spring-loaded terminals	--	✓	✓	✓
Solder pins	✓	✓	✓	✓
AS-Interface	--	✓	✓	✓

AS-Interface solutions

Commanding and signaling devices of the SIRIUS 3SB3 series can be connected to the AS-Interface communication system quickly and easily with the help of various solutions.

For AS-Interface solutions, see catalog IK PI "Industrial Communication for Automation & Drives".

AS-Interface EMERGENCY STOP according to EN 418 (ISO 13850)

Using a special F adapter, EMERGENCY-STOP devices according to EN 418 (ISO 13850) can be directly connected through the standard AS-Interface with safety-oriented communication.

AS-Interface enclosures

For enclosures with connection to AS-Interface, see catalog IK PI.

AS-Interface front panel modules

For front panel modules with one 4I/4O slave for connection of four 3SB3 control devices, see catalog IK PI.

- ✓ standard
- not available
- optional



3SB38



3SB38 6



3SE7, 3SF2



3SE29

	Enclosures	Two-hand operation consoles	Cable-operated switches	Foot switches
Enclosures				
Molded plastic	✓	✓	--	✓
Metal	✓	✓	✓	✓
Actuators				
Pushbuttons and switches	✓	✓	--	✓
Illuminated pushbuttons and switches	✓	✓	--	--
Mushroom pushbuttons	✓	✓	--	--
Push-pull buttons	✓	--	--	--
EMERGENCY-STOP mushroom pushbuttons	✓	✓	✓	--
Selector switches	✓	--	--	--
Locks	✓	--	--	--
Bowden wires	--	--	✓	--
Indicators				
Indicator lights	✓	--	✓	--
Acoustic signaling devices	✓	--	--	--
Contact blocks				
Single-pole	✓	✓	--	--
Two-pole	--	✓	✓	✓
Three-pole	--	--	--	✓
Four-pole	--	--	✓	✓
Connections				
Screw connections	✓	✓	✓	✓
Spring-loaded terminals	✓	☐	--	--
Molded cables	--	--	--	✓
Plug-in connections	--	☐	☐	☐
AS-Interface	✓	☐	--	--



8WD42, 8WD44



8WD53

	Signaling columns	Integrated signal lamps
Enclosures		
Molded plastic	✓	✓
Metal	--	--
Lightings		
Filament lamps	✓	✓
LEDs	✓	✓
Flashlights	✓	✓
Connections		
Screw connections	✓	✓
Spring-loaded terminals	✓	--
AS-Interface	✓	--

3SB2 Pushbutton Units and Indicator Lights, 16 mm

General data

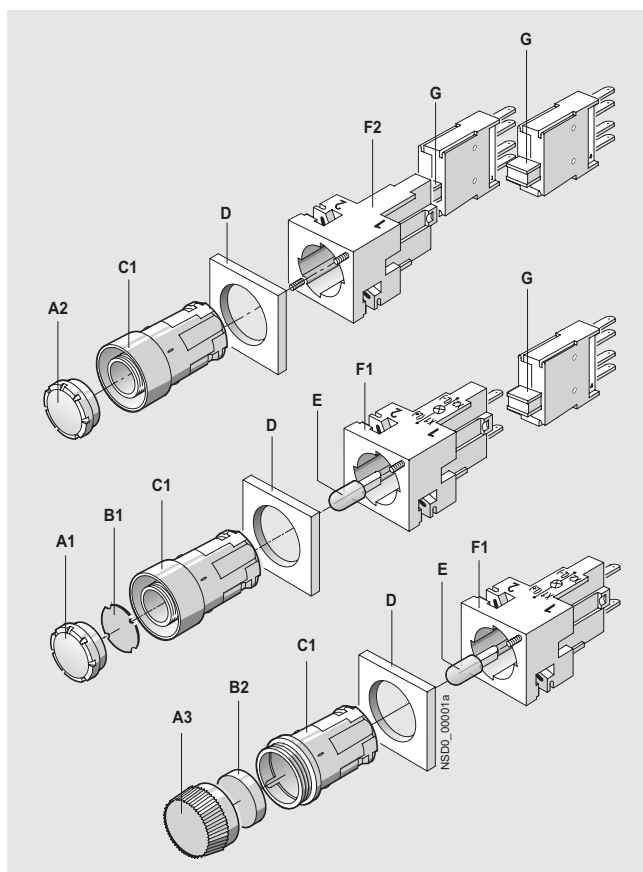
Overview

The 3SB2 pushbutton units and indicator lights are provided for front plate mounting and rear connection with flat connectors. For use on printed-circuit boards, contact blocks and lampholders with solder pins are also available.

Standards

- IEC 60947-5-1, EN 60947-5-5 (VDE 0660 Part 200)
- IEC 60947-5-5, EN 60947-5-5 (VDE 0660 Part 210) for EMERGENCY-STOP mushroom pushbuttons.

Versions



- A1 Illuminated pushbutton, flat
- A2 Pushbutton, flat
- A3 Screw lens for indicator light
- B1 Insert label for inscription
- B2 Insert cap for inscription
- C1 Collar with extruded front ring
- C2 Collar for indicator light
- D Frame for rectangular design
- E Wedge base lamp W2 × 4.6 d
- F1 Lampholder with holder
- F2 Holder
- G Contact blocks (1 NO or 1 NC) for snapping onto holder or lampholder


Application

The devices are climate-proof and suitable for marine applications.

Safety EMERGENCY-STOP pushbuttons according to ISO 13850/EN 418

For controls that comply with IEC 60204-1 or EN 60204-1 (VDE 0113 Part 1), the mushroom-head pushbuttons of the 3SB2 series are suitable for use as safety EMERGENCY-STOP pushbuttons.

Safety circuits


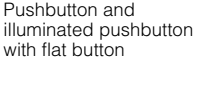




The standards IEC 60947-5-1 and EN 60947-5-1 require positive opening. Hence for the purposes of personal safety, the assured opening of NC contacts is expressly stipulated for the electrical equipment of machines in all safety circuits and marked according to IEC 60947-5-1 with the symbol .

Category 4 according to EN 954-1 can be attained with the EMERGENCY-STOP mushroom pushbuttons if the corresponding failsafe evaluation units are selected and correctly installed, e.g. the 3TK28 safety relays or matching units from the ASIsafe, SIMATIC or SINUMERIK product ranges.

3SB2 Pushbutton Units and Indicator Lights, 16 mm

Complete units

Selection and ordering data

Version	Color of actuator	Switch blocks	DT	Order No.	Price per PU	PU (UNIT, SET, M)	PS*	PG	Weight per PU approx. kg
 <p>Pushbutton and illuminated pushbutton with flat button</p>	Pushbuttons with flat button								
	Black	1 NO	▶	3SB22 02-0AB01		1	1 unit	102	0.023
	Black	1 NC	B	3SB22 03-0AB01		1	1 unit	102	0.023
	Red	1 NC	▶	3SB22 03-0AC01		1	1 unit	102	0.023
	Yellow	1 NO	B	3SB22 02-0AD01		1	1 unit	102	0.023
	Green	1 NO	▶	3SB22 02-0AE01		1	1 unit	102	0.023
	Blue	1 NO	B	3SB22 02-0AF01		1	1 unit	102	0.023
	White	1 NO	▶	3SB22 02-0AG01		1	1 unit	102	0.024
	Clear ¹⁾	1 NO	B	3SB22 02-0AH01		1	1 unit	102	0.023
	 <p>Illuminated pushbutton with flat button Lampholder W2 x 4.6 d²⁾</p>	Illuminated pushbuttons with flat button							
Red		1 NC	▶	3SB22 07-0AC01		1	1 unit	102	0.025
Yellow ¹⁾		1 NO	B	3SB22 06-0AD01		1	1 unit	102	0.025
Green		1 NO	▶	3SB22 06-0AE01		1	1 unit	102	0.025
Blue		1 NO	B	3SB22 06-0AF01		1	1 unit	102	0.025
 <p>Illuminated pushbutton with flat button Lampholder W2 x 4.6 d with incandescent lamp 24 V</p>	Illuminated pushbuttons with flat button								
	Red	1 NC	▶	3SB22 27-0AC01		1	1 unit	102	0.025
	Yellow ¹⁾	1 NO	B	3SB22 26-0AD01		1	1 unit	102	0.025
	Green	1 NO	▶	3SB22 26-0AE01		1	1 unit	102	0.025
	Blue	1 NO	B	3SB22 26-0AF01		1	1 unit	102	0.025
 <p>Pushbutton and illuminated pushbutton with raised button</p>	Pushbuttons with raised button								
	Black	1 NO	B	3SB22 02-0LB01		1	1 unit	102	0.024
	Red	1 NC	B	3SB22 03-0LC01		1	1 unit	102	0.024
	Yellow	1 NO	B	3SB22 02-0LD01		1	1 unit	102	0.023
	Blue	1 NO	B	3SB22 02-0LF01		1	1 unit	102	0.024
 <p>Illuminated pushbutton with raised button Lampholder W2 x 4.6 d²⁾</p>	Illuminated pushbuttons with raised button								
	Red	1 NC	B	3SB22 07-0LC01		1	1 unit	102	0.025
	Yellow ¹⁾	1 NO	B	3SB22 06-0LD01		1	1 unit	102	0.025
	Green	1 NO	B	3SB22 06-0LE01		1	1 unit	102	0.025
	Blue	1 NO	B	3SB22 06-0LF01		1	1 unit	102	0.022
 <p>Illuminated pushbutton with raised button Lampholder W2 x 4.6 d with incandescent lamp 24 V</p>	Illuminated pushbuttons with raised button								
	Red	1 NC	B	3SB22 27-0LC01		1	1 unit	102	0.025
	Yellow ¹⁾	1 NO	B	3SB22 26-0LD01		1	1 unit	102	0.026
	Green	1 NO	B	3SB22 26-0LE01		1	1 unit	102	0.026
	Blue	1 NO	B	3SB22 26-0LF01		1	1 unit	102	0.025
 <p>EMERGENCY-STOP mushroom pushbutton</p>	EMERGENCY-STOP mushroom pushbuttons acc. to ISO 13850 or EN 418, latching								
	Red	1 NC	▶ ³⁾	3SB22 03-1AC01		1	1 unit	102	0.032









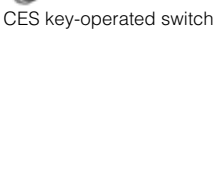




1) Inscription is possible by inserting a label.

2) For wedge base lamps, see Accessories.

3) Positive opening according to IEC 60947-5-1, Appendix K.

3SB2 Pushbutton Units and Indicator Lights, 16 mm

Complete units

Version	Color of actuator	Switch blocks	DT	Order No.	Price per PU	PU (UNIT, SET, M)	PS*	PG	Weight per PU approx. kg	
 <p>Selector switch</p>	Selector switches, 2 switch positions									
	Black	1 NO	▶	3SB22 02-2AB01		1	1 unit	102	0.026	
	Red	1 NO	B	3SB22 02-2AC01		1	1 unit	102	0.025	
	Green	1 NO	B	3SB22 02-2AE01		1	1 unit	102	0.025	
	White	1 NO	B	3SB22 02-2AG01		1	1 unit	102	0.026	
										
 <p>Selector switch</p>	Selector switches, 3 switch positions									
	Black	1 NO, 1 NO	▶	3SB22 10-2DB01		1	1 unit	102	0.030	
	Red	1 NO, 1 NO	B	3SB22 10-2DC01		1	1 unit	102	0.028	
	Green	1 NO, 1 NO	B	3SB22 10-2DE01		1	1 unit	102	0.030	
	White	1 NO, 1 NO	B	3SB22 10-2DG01		1	1 unit	102	0.029	
										
 <p>Selector switch</p>	Selector switches, 3 switch positions									
	Black	1 NO, 1 NO	▶	3SB22 10-2EB01		1	1 unit	102	0.030	
	Red	1 NO, 1 NO	B	3SB22 10-2EC01		1	1 unit	102	0.029	
	Green	1 NO, 1 NO	B	3SB22 10-2EE01		1	1 unit	102	0.029	
	White	1 NO, 1 NO	B	3SB22 10-2EG01		1	1 unit	102	0.029	
										
Version	Lock No.	Switch blocks	Key removal position	DT	Order No.	Price per PU	PU (UNIT, SET, M)	PS*	PG	Weight per PU approx. kg
 <p>CES key-operated switch</p>	SB2	CES key-operated switches, 2 switch positions								
		1 NO	O	▶	3SB22 02-4LA01		1	1 unit	102	0.053
		1 NO	O + I	B	3SB22 02-4LB01		1	1 unit	102	0.053
										
 <p>CES key-operated switch</p>	SB2	CES key-operated switches, 3 switch positions								
		1 NO, 1 NO	O	B	3SB22 10-4PA01		1	1 unit	102	0.056
		1 NO, 1 NO	I + O + II	B	3SB22 10-4PB01		1	1 unit	102	0.056
										
 <p>CES key-operated switch</p>	SB2	CES key-operated switches, 3 switch positions								
		1 NO, 1 NO	O	B	3SB22 10-4QA01		1	1 unit	102	0.057
		Switching sequence I-O-II, 2 × 50° operating angle, momentary contact type								
										
Version	Color of screw lens	DT	Order No.	Price per PU	PU (UNIT, SET, M)	PS*	PG	Weight per PU approx. kg		
 <p>Indicator light</p>	Indicator lights									
	Red	▶	3SB22 04-6BC06		1	1 unit	102	0.020		
	Yellow	B	3SB22 04-6BD06		1	1 unit	102	0.020		
	Green	▶	3SB22 04-6BE06		1	1 unit	102	0.020		
	White	▶	3SB22 04-6BG06		1	1 unit	102	0.020		
	Clear	B	3SB22 04-6BH06		1	1 unit	102	0.020		
	Indicator lights									
	Red	▶	3SB22 24-6BC06		1	1 unit	102	0.021		
	Yellow	B	3SB22 24-6BD06		1	1 unit	102	0.021		
	Green	▶	3SB22 24-6BE06		1	1 unit	102	0.021		
White	▶	3SB22 24-6BG06		1	1 unit	102	0.022			
Clear	B	3SB22 24-6BH06		1	1 unit	102	0.021			




1) For wedge base lamps, see Accessories.

* You can order this quantity or a multiple thereof.

3SB2 Pushbutton Units and Indicator Lights, 16 mm





Actuators and indicators

Selection and ordering data

Version	Color of actuator	DT	Order No.	Price per PU	PU (UNIT, SET, M)	PS*	PG	Weight per PU approx. kg	
 Pushbutton and illuminated pushbutton with flat button	Pushbuttons with flat button		Black ▶	▶	3SB20 00-0AB01	1	1 unit	102	0.005
	Red ▶	▶	3SB20 00-0AC01	1	1 unit	102	0.005		
	Yellow B		3SB20 00-0AD01	1	1 unit	102	0.005		
	Green ▶	▶	3SB20 00-0AE01	1	1 unit	102	0.005		
	Blue B		3SB20 00-0AF01	1	1 unit	102	0.005		
	White ▶	▶	3SB20 00-0AG01	1	1 unit	102	0.005		
	Clear ¹⁾ B		3SB20 00-0AH01	1	1 unit	102	0.005		
	Illuminated pushbuttons with flat button		Red ▶	▶	3SB20 01-0AC01	1	1 unit	102	0.005
	Yellow ¹⁾ B		3SB20 01-0AD01	1	1 unit	102	0.006		
	Green ▶	▶	3SB20 01-0AE01	1	1 unit	102	0.005		
Blue B		3SB20 01-0AF01	1	1 unit	102	0.005			
White ▶	▶	3SB20 00-0AG01	1	1 unit	102	0.005			
Clear ¹⁾ B		3SB20 00-0AH01	1	1 unit	102	0.005			
 Pushbutton and illuminated pushbutton with raised button	Pushbuttons with raised button		Black B	B	3SB20 00-0LB01	1	1 unit	102	0.005
	Red B	B	3SB20 00-0LC01	1	1 unit	102	0.005		
	Yellow B	B	3SB20 00-0LD01	1	1 unit	102	0.006		
	Blue B	B	3SB20 00-0LF01	1	1 unit	102	0.006		
	White B	B	3SB20 00-0LG01	1	1 unit	102	0.006		
	Clear ¹⁾ B	B	3SB20 00-0LH01	1	1 unit	102	0.006		
	Illuminated pushbuttons with raised button		Red B	B	3SB20 01-0LC01	1	1 unit	102	0.005
	Yellow ¹⁾ B	B	3SB20 01-0LD01	1	1 unit	102	0.005		
	Green B	B	3SB20 01-0LE01	1	1 unit	102	0.005		
	Blue B	B	3SB20 01-0LF01	1	1 unit	102	0.006		
Clear ¹⁾ B	B	3SB20 00-0LH01	1	1 unit	102	0.006			
 EMERGENCY-STOP mushroom pushbutton	EMERGENCY-STOP mushroom pushbuttons acc. to ISO 13850 or EN 418, latching²⁾ Latches automatically when pressed; unlatches by turning the mushroom head anticlockwise		Red ▶	▶	3SB20 00-1AC01	1	1 unit	102	0.015

1) Inscription is possible by inserting a label.






2) The mushroom pushbutton cannot be combined with 3SB29 00-0... name plate or 3SB29 02-0AA single frame.


Version	Color of actuator	DT	Order No.	Price per PU	PU (UNIT, SET, M)	PS*	PG	Weight per PU approx. kg	
 Selector switch	Selector switches with 2 switch positions Switching sequence O-I, 62° operating angle, latching		Black ▶	▶	3SB20 00-2AB01	1	1 unit	102	0.008
	Red B	B	3SB20 00-2AC01	1	1 unit	102	0.008		
	Green B	B	3SB20 00-2AE01	1	1 unit	102	0.007		
	White B	B	3SB20 00-2AG01	1	1 unit	102	0.008		
	Selector switches with 2 switch positions Switching sequence O-I, 50° operating angle, momentary contact type (reset from the right)		Black B	B	3SB20 00-2BB01	1	1 unit	102	0.008
	Red B	B	3SB20 00-2BC01	1	1 unit	102	0.008		
	Green B	B	3SB20 00-2BE01	1	1 unit	102	0.008		
	Selector switches with 2 switch positions Switching sequence O-I, 90° operating angle, latching		Black B	B	3SB20 00-2HB01	1	1 unit	102	0.009
Red B	B	3SB20 00-2HC01	1	1 unit	102	0.008			
Green C	C	3SB20 00-2HE01	1	1 unit	102	0.007			
White B	B	3SB20 00-2HG01	1	1 unit	102	0.008			
	Selector switches with 3 switch positions Switching sequence I-O-II, 2 x 62° operating angle, latching		Black ▶	▶	3SB20 00-2DB01	1	1 unit	102	0.008
	Red C	C	3SB20 00-2DC01	1	1 unit	102	0.007		
	Green B	B	3SB20 00-2DE01	1	1 unit	102	0.007		
	White B	B	3SB20 00-2DG01	1	1 unit	102	0.007		
	Selector switches with 3 switch positions Switching sequence I-O-II, 2 x 50° operating angle, momentary contact type		Black ▶	▶	3SB20 00-2EB01	1	1 unit	102	0.008
	Red B	B	3SB20 00-2EC01	1	1 unit	102	0.007		
	Green B	B	3SB20 00-2EE01	1	1 unit	102	0.008		
	White B	B	3SB20 00-2EG01	1	1 unit	102	0.007		
	Selector switches with 3 switch positions Switching sequence I-O-II, 2 x 90° operating angle, latching		Black B	B	3SB20 00-2JB01	1	1 unit	102	0.008

* You can order this quantity or a multiple thereof.

3SB2 Pushbutton Units and Indicator Lights, 16 mm

Actuators and indicators

	Version	Lock No.	Key removal position	DT	Order No.	Price per PU	PU (UNIT, SET, M)	PS*	PG	Weight per PU approx. kg
 <p>CES key-operated switch</p>	 <p>CES key-operated switches with 2 keys, 2 switch positions Switching sequence O-I, 62° operating angle, latching</p>	SB2	O+I O	B ▶	3SB20 00-4LB01 3SB20 00-4LA01		1 1	1 unit 1 unit	102 102	0.035 0.036
	 <p>CES key-operated switches with 2 keys, 2 switch positions Switching sequence O-I, 50° operating angle, momentary contact type (reset from the right)</p>	SB2	O	▶	3SB20 00-4MA01		1	1 unit	102	0.035
	 <p>CES key-operated switches with 2 keys, 3 switch positions Switching sequence I-O-II, 2 x 62° operating angle, latching</p>	SB2	I+O+II O	B B	3SB20 00-4PB01 3SB20 00-4PA01		1 1	1 unit 1 unit	102 102	0.035 0.035
	 <p>CES key-operated switches with 2 keys, 3 switch positions Switching sequence I-O-II, 2 x 50° operating angle, momentary contact type</p>	SB2	O	B	3SB20 00-4QA01		1	1 unit	102	0.034

	Version	Color of screw lens	DT	Order No.	Price per PU	PU (UNIT, SET, M)	PS*	PG	Weight per PU approx. kg
 <p>Indicator light</p>	Indicator lights with concentric rings (inscription by inserting a cap is not possible)	Red	▶	3SB20 01-6BC06		1	1 unit	102	0.004
		Yellow	B	3SB20 01-6BD06		1	1 unit	102	0.004
		Green	▶	3SB20 01-6BE06		1	1 unit	102	0.004
		Blue	B	3SB20 01-6BF06		1	1 unit	102	0.004
		White	▶	3SB20 01-6BG06		1	1 unit	102	0.004
		Clear	B	3SB20 01-6BH06		1	1 unit	102	0.004
	Indicator lights, smooth For inscription by inserting a cap ¹⁾	Red	B	3SB20 01-6CC06		1	1 unit	102	0.004
		Yellow	B	3SB20 01-6CD06		1	1 unit	102	0.004
		Green	B	3SB20 01-6CE06		1	1 unit	102	0.004
		Blue	B	3SB20 01-6CF06		1	1 unit	102	0.004
		Clear	B	3SB20 01-6CH06		1	1 unit	102	0.004



1) For insert caps, see Accessories.

* You can order this quantity or a multiple thereof.

3SB2 Pushbutton Units and Indicator Lights, 16 mm

Contact blocks and lampholders

Selection and ordering data

Version	Symbols	Operating travel	DT	Order No.	Price per PU	PU (UNIT, SET, M)	PS*	PG	Weight per PU approx.
		 Contact closed  Contact open							kg

Contact blocks and lampholders with flat connectors 2 × 2.8 – 0.8 mm acc. to IEC 60760

Holders for fixing the actuators and the contact blocks



Holder

Holders for 2 contact blocks
Inscription with sequence digit 1-2

▶	3SB29 08-0AA	1	5 units	102	0.008
---	---------------------	---	---------	-----	-------

Lampholders with holder for fixing the actuators and the contact blocks



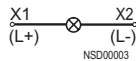
Lampholder

Lampholders
W2 x 4.6 d
without lamp



▶	3SB23 04-2A	1	1 unit	102	0.009
---	--------------------	---	--------	-----	-------

Lampholders
W2 x 4.6 d



- With 6 V incandescent lamp
- With 24 V incandescent lamp

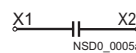
B	3SB23 04-2F	1	1 unit	102	0.010
---	--------------------	---	--------	-----	-------

B	3SB23 04-2H	1	1 unit	102	0.010
---	--------------------	---	--------	-----	-------



Series element

Series elements¹⁾
For connecting the 3SB29 08-1AE lamp (48 V) to 230 V AC



B	3SB24 04-3D	1	1 unit	102	0.009
---	--------------------	---	--------	-----	-------

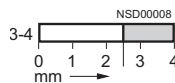
Contact blocks for fixing in the holders or lampholders



Contact block

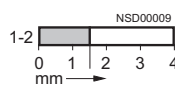
Contact blocks with one contact²⁾

1 NO



▶	3SB24 04-0B	1	1 unit	102	0.004
---	--------------------	---	--------	-----	-------

1 NC \rightarrow ³⁾





▶	3SB24 04-0C	1	1 unit	102	0.004
---	--------------------	---	--------	-----	-------

- 1) Use support point terminal according to IEC 60439-1.
- 2) For plug-in and insulating sleeves, see Accessories.
- 3) Positive opening according to IEC 60947-5-1, Appendix K.

3SB2 Pushbutton Units and Indicator Lights, 16 mm

Contact blocks and lampholders


Version	Symbols	Operating travel	DT	Order No.	Price per PU	PU (UNIT, SET, M)	PS*	PG	Weight per PU approx.
		 Contact closed  Contact open							kg

Contact blocks and lampholders with solder pins



Holder


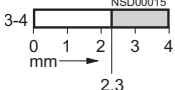
Holders for contact blocks with solder pins For fixing the actuating elements in the front panel			B	3SB29 08-0AB		1	5 units	102	0.006
--	--	--	---	---------------------	--	---	---------	-----	-------


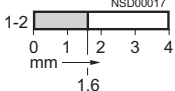
Lampholders Wedge base W2 x 4.6 d	(L+) X1  (L-) X2		B	3SB24 55-2A		1	1 unit	102	0.008
--	---	--	---	--------------------	--	---	--------	-----	-------


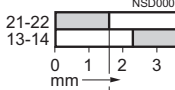
Contact blocks


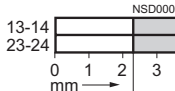



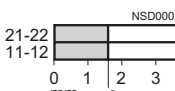
Contact block with solder pins

1 NO			B	3SB24 55-0B		1	1 unit	102	0.008
------	---	---	---	--------------------	--	---	--------	-----	-------


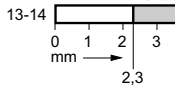
1 NC	1) 		B	3SB24 55-0C		1	1 unit	102	0.008
------	---	---	---	--------------------	--	---	--------	-----	-------


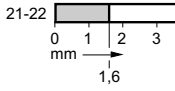
1 NO + 1 NC	1) 		B	3SB24 55-0J		1	1 unit	102	0.010
-------------	---	---	---	--------------------	--	---	--------	-----	-------


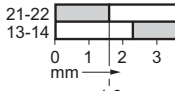
1 NO + 1 NO			B	3SB24 55-0E		1	1 unit	102	0.009
-------------	---	---	---	--------------------	--	---	--------	-----	-------


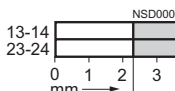
1 NC + 1 NC	1) 		B	3SB24 55-0F		1	1 unit	102	0.009
-------------	---	---	---	--------------------	--	---	--------	-----	-------



Contact blocks and lampholders, wedge base W2 x 4.6 d

1 NO			B	3SB24 55-1B		1	1 unit	102	0.009
------	---	---	---	--------------------	--	---	--------	-----	-------

1 NC	1) 		B	3SB24 55-1C		1	1 unit	102	0.009
------	---	---	---	--------------------	--	---	--------	-----	-------

1 NO + 1 NC	1) 		B	3SB24 55-1J		1	1 unit	102	0.010
-------------	---	---	---	--------------------	--	---	--------	-----	-------

1 NO + 1 NO			B	3SB24 55-1E		1	1 unit	102	0.010
-------------	---	---	---	--------------------	--	---	--------	-----	-------

1 NC + 1 NC	1) 		C	3SB24 55-1F		1	1 unit	102	0.010
-------------	---	---	---	--------------------	--	---	--------	-----	-------

1) Positive opening according to IEC 60947-5-1, Appendix K.

3SB2 Pushbutton Units and Indicator Lights, 16 mm Accessories and Spare Parts

Insert labels and insert caps

Overview

Clear pushbuttons, illuminated pushbutton units and indicator lights can be fitted with insert labels and caps for identification purposes.







The inscription labels and insert caps are made of a milky-transparent plastic with black lettering; they can be fitted in any 90° angle.

Inscriptions

The inscriptions have upper case initial letters. The symbols, including those not listed in the catalog, are in accordance with DIN Report 4.

For customized inscriptions, see [Options](#).






















Selection and ordering data

Inscriptions	Symbols with number acc. to DIN Report 4	DT	Insert labels for pushbuttons and illuminated pushbuttons, flat	PU (UNIT, SET, M)	PS*	PG	Weight per PU approx.		
			Order No.	Price per PU					
								kg	
For self-inscriptions									
	Without inscription	-	B	3SB29 01-4AA	100	10 units	102	0.100	
With inscriptions									
	Ein	-	B	3SB29 01-4AB	100	10 units	102	0.100	
	Aus	-	B	3SB29 01-4AC	100	10 units	102	0.100	
	Auf	-	B	3SB29 01-4AD	100	10 units	102	0.100	
	Ab	-	B	3SB29 01-4AE	100	10 units	102	0.100	
	Vor	-	B	3SB29 01-4AF	100	10 units	102	0.100	
	Zurück	-	B	3SB29 01-4AG	100	10 units	102	0.100	
	Rechts	-	B	3SB29 01-4AH	100	10 units	102	0.100	
	Links	-	B	3SB29 01-4AJ	100	10 units	102	0.100	
	Halt	-	C	3SB29 01-4AK	100	10 units	102	0.100	
	Zu	-	B	3SB29 01-4AL	100	10 units	102	0.100	
	Langsam	-	C	3SB29 01-4AN	100	10 units	102	0.100	
	Störung	-	B	3SB29 01-4AQ	100	10 units	102	0.100	
	On	-	C	3SB29 01-4EB	100	10 units	102	0.100	
	Start	-	B	3SB29 01-4EK	100	10 units	102	0.100	
	Stop	-	B	3SB29 01-4EL	100	10 units	102	0.100	
	Reset	-	B	3SB29 01-4EM	100	10 units	102	0.100	
	Test	-	B	3SB29 01-4EN	100	10 units	102	0.100	
	0	-	B	3SB29 01-4RA	100	10 units	102	0.100	
	1	-	B	3SB29 01-4RB	100	10 units	102	0.100	
	2	-	B	3SB29 01-4RC	100	10 units	102	0.100	
	3	-	B	3SB29 01-4RD	100	10 units	102	0.100	
	4	-	B	3SB29 01-4RE	100	10 units	102	0.100	
	5	-	C	3SB29 01-4RF	100	10 units	102	0.100	
	6	-	C	3SB29 01-4RG	100	10 units	102	0.100	
	7	-	C	3SB29 01-4RH	100	10 units	102	0.100	
	8	-	C	3SB29 01-4RJ	100	10 units	102	0.100	
	9	-	C	3SB29 01-4RK	100	10 units	102	0.100	
Symbols for ON/OFF									
	O (Off)		No. 15	B	3SB29 01-4MB	100	10 units	102	0.100
	I (On)		No. 16	B	3SB29 01-4MC	100	10 units	102	0.100
	II (On)		-	C	3SB29 01-4MD	100	10 units	102	0.100

* You can order this quantity or a multiple thereof.

3SB2 Pushbutton Units and Indicator Lights, 16 mm Accessories and Spare Parts














Insert labels and insert caps

Inscriptions	Symbols with number acc. to DIN Report 4	DT	Insert labels for pushbuttons and illuminated pushbuttons, flat		PU (UNIT, SET, M)	PS*	PG	Weight per PU approx.	
			Order No.	Price per PU					
Equipment symbols									
	Electric motor		No. 42	B	3SB29 01-4PA	100	10 units	102	0.100
	Horn		No. 155	B	3SB29 01-4PB	100	10 units	102	0.100
	Pump		No. 695	C	3SB29 01-4PD	100	10 units	102	0.100
	Coolant pump		No. 713	B	3SB29 01-4PE	100	10 units	102	0.100
Motion symbols									
	Motion in direction of arrow		No. 28	B	3SB29 01-4NA	100	10 units	102	0.100
	Motion in direction of arrow		No. 28 b	B	3SB29 01-4NB	100	10 units	102	0.100
	Clockwise rotation		No. 100	B	3SB29 01-4NC	100	10 units	102	0.100
	Anticlockwise rotation		No. 114	B	3SB29 01-4ND	100	10 units	102	0.100
	Fast motion		No. 1919	C	3SB29 01-4NE	100	10 units	102	0.100
	Increase (plus)		No. 40	B	3SB29 01-4NG	100	10 units	102	0.100
	Decrease (minus)		No. 41	B	3SB29 01-4MC	100	10 units	102	0.100
Control symbols									
	Clamp		No. 259	B	3SB29 01-4QB	100	10 units	102	0.400
	Release		No. 169	B	3SB29 01-4QC	100	10 units	102	0.100
	Brake off		No. 266	C	3SB29 01-4QE	100	10 units	102	0.100
	Lock		No. 46	C	3SB29 01-4QF	100	10 units	102	0.100
	Unlock		No. 45	B	3SB29 01-4QG	100	10 units	102	0.100
	On/Off, momentary contact		No. 19	B	3SB29 01-4QJ	100	10 units	102	0.100
	Manual operation		No. 35	B	3SB29 01-4QK	100	10 units	102	0.100
	Automatic sequence		No. 267	B	3SB29 01-4QL	100	10 units	102	0.100
Customized inscriptions									
	Inscription of your choice 1 line of text with up to 6 characters of 3 mm in height. Please add the appropriate order code to the Order No. and specify the line of text required.			B	3SB29 01-4AZ K0Y, K1Y, K2Y or K5Y	1	1 unit	102	0.001
	Further symbols acc. to DIN Report 4 Please add the short code "K3Y" to the Order No. and also specify the serial number acc. to DIN Report 4.			B	3SB29 01-4AZ K3Y	1	1 unit	102	0.001
	Any inscription of symbol Please add the short code "K9Y" to the Order No. and specify the inscription or the symbol required.			B	3SB29 01-4AZ K9Y	1	1 unit	102	0.001

* You can order this quantity or a multiple thereof.

3SB2 Pushbutton Units and Indicator Lights, 16 mm Accessories and Spare Parts







Insert labels and insert caps

Inscriptions	Symbols with number acc. to DIN Report 4	DT	Insert caps for pushbuttons and illuminated pushbuttons, raised	PU (UNIT, SET, M)	PS*	PG	Weight per PU approx.	
			Order No.	Price per PU			kg	
For self-inscriptions								
	Blank	-	B	3SB29 01-5AA	100	10 units	102 0.100	
With inscriptions								
	Ein	-	B	3SB29 01-5AB	100	10 units	102 0.100	
	Aus	-	B	3SB29 01-5AC	100	10 units	102 0.100	
	Auf	-	B	3SB29 01-5AD	100	10 units	102 0.100	
	Vor	-	B	3SB29 01-5AF	100	10 units	102 0.100	
	Zurück	-	B	3SB29 01-5AG	100	10 units	102 0.100	
	Zu	-	B	3SB29 01-5AL	100	10 units	102 0.100	
	0	-	C	3SB29 01-5RA	100	10 units	102 0.100	
	1	-	B	3SB29 01-5RB	100	10 units	102 0.100	
	2	-	B	3SB29 01-5RC	100	10 units	102 0.100	
	3	-	B	3SB29 01-5RD	100	10 units	102 1.000	
	4	-	B	3SB29 01-5RE	100	10 units	102 0.100	
	5	-	B	3SB29 01-5RF	100	10 units	102 0.100	
	6	-	B	3SB29 01-5RG	100	10 units	102 0.100	
	7	-	B	3SB29 01-5RH	100	10 units	102 0.100	
	8	-	B	3SB29 01-5RJ	100	10 units	102 0.100	
	9	-	B	3SB29 01-5RK	100	10 units	102 0.100	
Symbols for ON/OFF								
	O (Off)		No. 15	C	3SB29 01-5MB	100	10 units	102 0.100
	I (On)		No. 16	B	3SB29 01-5MC	100	10 units	102 0.100
Motion symbols								
	Motion in direction of arrow		No. 28	B	3SB29 01-5NA	100	10 units	102 0.100
	Motion in direction of arrow		No. 28 b	B	3SB29 01-5NB	100	10 units	102 0.100
	Increase (plus)		No. 40	B	3SB29 01-5NG	100	10 units	102 0.100
	Decrease (minus)		No. 41	B	3SB29 01-5MC	100	10 units	102 0.100
Control symbols								
	Clamp		No. 259	B	3SB29 01-5QB	100	10 units	102 0.100
	Release		No. 169	B	3SB29 01-5QC	100	10 units	102 0.100
	Unlock		No. 45	C	3SB29 01-5QG	100	10 units	102 0.100
	Automatic sequence		No. 267	B	3SB29 01-5QL	100	10 units	102 0.100
Customized inscriptions								
	Inscription of your choice 1 line of text with up to 6 characters of 3 mm in height. Please add the appropriate order code to the Order No. and specify the line of text required.			B	3SB29 01-5AZ K0Y, K1Y, K2Y or K5Y	1	1 unit	102 0.001
	Further symbols acc. to DIN Report 4 Please add the short code "K3Y" to the Order No. and also specify the serial number acc. to DIN Report 4.			B	3SB29 01-5AZ K3Y	1	1 unit	102 0.001
	Any inscription of symbol Please add the short code "K9Y" to the Order No. and specify the inscription or the symbol required.			B	3SB29 01-5AZ K9Y	1	1 unit	102 0.001

* You can order this quantity or a multiple thereof.

3SB2 Pushbutton Units and Indicator Lights, 16 mm Accessories and Spare Parts

Insert labels and insert caps

Inscriptions	Symbols with number acc. to DIN Report 4	DT	Insert caps for indicator lights	PU (UNIT, SET, M)	PS*	PG	Weight per PU approx.
			Order No.	Price per PU			kg
For self-inscriptions							
	Blank	-	B	3SB29 01-7AA	100	10 units	102 0.100
With inscriptions							
	Fault	-	B	3SB29 01-7AQ	100	10 units	102 0.100
Symbols							
	Pump		No. 695	B	3SB29 01-7PD	100	10 units 102 0.100
	Release		No. 169	B	3SB29 01-7QC	100	10 units 102 0.100
	Manual operation		No. 35	B	3SB29 01-7QK	100	10 units 102 0.100
Customized inscriptions							
	Inscription of your choice 1 line of text with up to 6 characters of 3 mm in height. Please add the appropriate order code to the Order No. and specify the line of text required.		B	3SB29 01-7AZ K0Y, K1Y, K2Y or K5Y	1	1 unit	102 0.001
	Further symbols acc. to DIN Report 4 Please add the short code "K3Y" to the Order No. and also specify the serial number acc. to DIN Report 4.		B	3SB29 01-7AZ K3Y	1	1 unit	102 0.001
	Any inscription of symbol Please add the short code "K9Y" to the Order No. and specify the inscription or the symbol required.		B	3SB29 01-7AZ K9Y	1	1 unit	102 0.001

Options

Customized inscriptions

Labels and caps can be inscribed with text and symbols not listed in the ordering data. Append the following codes to the order number:

- Text line in upper/lower case, upper case only for beginning of line (e.g. "Lift out"): **K0Y**
- Text line in upper case (e.g. "LIFT OUT"): **K1Y**
- Text line in lower case (e.g. "lift out"): **K2Y**
- Text line in upper/lower case, all words begin with upper case letters (e.g. "Lift Out"): **K5Y**
- Symbols with number according to DIN Report 4 (ISO 7000, IEC 60417, DIN 30600): **K3Y**
- Any inscription or symbols according to order form supplement: **K9Y**

DIN Report 4 can be obtained from
Beuth Verlag GmbH, D-10772 Berlin

When ordering, specify the required inscription in plain text in addition to the order number and order code. In the case of special inscriptions with words in languages other than German, give the exact spelling and specify the language. In the case of symbols with No., quote the corresponding standard.

One line with up to 6 letters is possible, with 3 mm letter height.

For special symbols (short code K9Y), a CAD drawing in DXF format can be submitted.

Ordering examples:

3SB29 01-4AZ
K1Y
Z = pump
3SB29 01-4AZ
K3Y
Z = 19 DIN 30600

* You can order this quantity or a multiple thereof.

3SB2 Pushbutton Units and Indicator Lights, 16 mm Accessories and Spare Parts

Name plates

Overview





The name plates consist of a black molded-plastic label holder and an labeling plate (silver with black print) for sticking in place.

Note insert dimensions!


Inscriptions

The inscriptions (also special inscriptions) are lower case with upper case initial letters. The symbols, including those not listed in the catalog, are according to the DIN Report 4.

Selection and ordering data

Inscriptions	Symbols with number acc. to DIN Report 4	DT	Order No.	Price per PU	PU (UNIT, SET, M)	PS*	PG	Weight per PU approx. kg
Labeling plates, self-adhesive, 9.5 mm x 18.5 mm								
	Blank	-	▶ 3SB29 01-2AA		100	10 units	102	0.100
	Ein	-	B 3SB29 01-2AB		100	10 units	102	0.100
	Aus	-	B 3SB29 01-2AC		100	10 units	102	0.100
	Auf	-	B 3SB29 01-2AD		100	10 units	102	0.100
	Zu	-	B 3SB29 01-2AL		100	10 units	102	0.100
	Vor	-	B 3SB29 01-2AF		100	10 units	102	0.100
	Zurück	-	B 3SB29 01-2AG		100	10 units	102	0.100
	Schnell	-	C 3SB29 01-2AM		100	10 units	102	0.100
	Langsam	-	C 3SB29 01-2AN		100	10 units	102	0.100
	Betrieb	-	B 3SB29 01-2AP		100	10 units	102	0.100
	Störung	-	B 3SB29 01-2AQ		100	10 units	102	0.100
	Einrichten	-	B 3SB29 01-2AR		100	10 units	102	0.100
	On	-	B 3SB29 01-2EB		100	10 units	102	0.100
	Off	-	B 3SB29 01-2EC		100	10 units	102	0.100
	Start	-	B 3SB29 01-2EL		100	10 units	102	0.100
	Reset	-	B 3SB29 01-2EM		100	10 units	102	0.100
	Fault	-	B 3SB29 01-2EW		100	10 units	102	0.100
	Hand Auto	-	B 3SB29 01-2BA		100	10 units	102	0.100
	Hand 0 Auto	-	B 3SB29 01-2BE		100	10 units	102	0.100
	Man 0 Auto	-	B 3SB29 01-2ET		100	10 units	102	0.100
Symbols								
	O (Off)	 No. 15	B 3SB29 01-2MB		100	10 units	102	0.100
	I (On)	 No. 16	B 3SB29 01-2MC		100	10 units	102	0.100
	O I (horizontal)	-	B 3SB29 01-2MF		100	10 units	102	0.100
	Motion in direction of arrow	 No. 28	C 3SB29 01-2NA		100	10 units	102	0.100
Customized labels or symbols								
(see Options)			C 3SB29 01-2XZ					
			C K0Y, K1Y, K2Y, K3Y or K5Y		1	1 unit	102	0.001
			C K9Y		1	1 unit	102	0.001

Label holders



Label holders for labeling plates¹⁾

- B **3SB29 02-0AB** 100 10 units 102 0.100

¹⁾ Must not be used with the 3SB2...-1AC01 EMERGENCY-STOP mushroom pushbutton.

Options

Customized inscriptions

The labels can be inscribed with text and symbols not listed in the ordering data. Append the following codes to the order number:

- Text line(s) in upper/lower case, upper case only for beginning of line (e.g. "Lift out"): **K0Y**
- Text line(s) in upper case (e.g. "LIFT OUT"): **K1Y**
- Text line(s) in lower case (e.g. "lift out"): **K2Y**
- Text line(s) in upper/lower case, all words begin with upper case letters (e.g. "Lift Out"): **K5Y**
- Symbols with number according to DIN Report 4 (ISO 7000, IEC 60417, DIN 30600): **K3Y**
- Any inscription or symbols according to order form supplement: **K9Y**

When ordering, specify the required inscription in plain text in addition to the order number and order code. In the case of special inscriptions with words in languages other than German, give the exact spelling and specify the language. In the case of symbols with No., quote the corresponding standard.

Two lines of 11 characters are permitted with a font size of 4 mm (1 line) or 3 mm (2 lines).

For special symbols (short code K9Y), a CAD drawing in DXF format can be submitted.

Ordering example









3SB29 01-2XZ
K3Y, Z = 19 DIN 30600

* You can order this quantity or a multiple thereof.

3SB2 Pushbutton Units and Indicator Lights, 16 mm Accessories and Spare Parts

Mounting parts and components

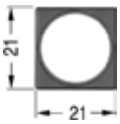











Selection and ordering data

Version	Lamp voltage V	Color	DT	Order No.	Price per PU	PU (UNIT, SET, M)	PS*	PG	Weight per PU approx. kg
	Buttons, flat For pushbuttons	Black	B	3SB29 10-0AB		100	10 units	102	0.100
		Red	B	3SB29 10-0AC		100	10 units	102	0.100
		Yellow	B	3SB29 10-0AD		100	10 units	102	0.100
		Green	B	3SB29 10-0AE		100	10 units	102	0.100
		Blue	B	3SB29 10-0AF		100	10 units	102	0.100
		White	B	3SB29 10-0AG		100	10 units	102	0.100
		Clear	B	3SB29 10-0AH		100	10 units	102	0.100
	Buttons, flat For illuminated pushbuttons	Red	B	3SB29 10-0CC		100	10 units	102	0.100
		Yellow	B	3SB29 10-0CD		100	10 units	102	0.100
		Green	B	3SB29 10-0CE		100	10 units	102	0.100
		Blue	B	3SB29 10-0CF		100	10 units	102	0.100
		White	B	3SB29 10-0AG		100	10 units	102	0.100
		Clear	B	3SB29 10-0AH		100	10 units	102	0.100
	Buttons, raised For pushbuttons	Black	B	3SB29 10-0BB		1	1 unit	102	0.001
		Red	B	3SB29 10-0BC		1	1 unit	102	0.001
		Yellow	B	3SB29 10-0BD		1	1 unit	102	0.001
		Clear	B	3SB29 10-0BH		1	1 unit	102	0.001
	Buttons, raised For illuminated pushbuttons	Red	B	3SB29 10-0DC		1	1 unit	102	0.001
		Yellow	B	3SB29 10-0DD		1	1 unit	102	0.001
		Clear	B	3SB29 10-0BH		1	1 unit	102	0.001
	Screw lenses With concentric rings	Red	▶	3SB29 10-1AC		100	10 units	102	0.100
		Yellow	▶	3SB29 10-1AD		100	10 units	102	0.100
		Green	▶	3SB29 10-1AE		100	10 units	102	0.100
		Blue	B	3SB29 10-1AF		100	10 units	102	0.100
		White	▶	3SB29 10-1AG		100	10 units	102	0.100
		Clear	B	3SB29 10-1AH		100	10 units	102	0.100
	Screw lenses Smooth, for inscription with insert cap	Red	B	3SB29 10-1BC		100	10 units	102	0.700
		Yellow	B	3SB29 10-1BD		100	10 units	102	0.100
		Green	B	3SB29 10-1BE		100	10 units	102	0.100
		Blue	B	3SB29 10-1BF		100	10 units	102	0.100
		Clear	B	3SB29 10-1BH		100	10 units	102	0.100
	Incandescent lamps Wedge base W2 × 4.6 d, 1.0 W	Clear	C	3SB29 08-1AA		100	10 units	102	0.100
			B	3SB29 08-1AB		100	10 units	102	0.100
			▶	3SB29 08-1AC		100	10 units	102	0.100
			A	3SB29 08-1AD		100	10 units	102	0.100
			B	3SB29 08-1AE		1	10 units	102	0.001
			B	3SB29 08-1AF		1	10 units	102	0.001
	LEDs, super-bright Wedge base W2 × 4.6 d	Red	B	3SB39 01-1SB		1	10 units	102	0.001
		Yellow	B	3SB39 01-1RB		1	10 units	102	0.001
		Green	B	3SB39 01-1TB		1	10 units	102	0.001
		White	B	3SB39 01-1UB		1	10 units	102	0.001
		Blue	B	3SB29 08-1BD		1	10 units	102	0.001

* You can order this quantity or a multiple thereof.

3SB2 Pushbutton Units and Indicator Lights, 16 mm Accessories and Spare Parts

Mounting parts and components

Version	DT	Order No.	Price per PU	PU (UNIT, SET, M)	PS*	PG	Weight per PU approx. kg
		3SB29 02-0AA		100	10 units	102	0.100
Single frames for square design	▶						
		3SB29 08-2AA		1	1 unit	102	0.015
Disassembly tools For holders and lampholders with holder	▶						
		3SB29 08-2AB		1	1 unit	102	0.003
Lamp extractors For lamps with sockets W2 x 4.6 d	▶						
		3SB29 08-2AC		1	1 unit	102	0.012
Mounting tools For buttons and screw lenses	▶						
		3SB29 08-2AF 3SB29 08-2AG		1 1	1 unit 1 unit	102 102	0.001 0.001
Name plates, yellow, Ø 50 mm As backing plate for EMERGENCY STOP, self-adhesive • Blank • With inscription "EMERGENCY STOP"	▶						
		3SB29 08-2AJ		1	1 unit	102	0.004
Keys For CES key-operated switch, lock No. SB2	B						
		3SB29 08-3AA		1	1 unit	102	0.005
Blanking plugs Black molded plastic (degree of protection IP65)	B						
		3SB29 08-3AB		1	1 unit	102	0.002
Protective caps, clear Silicone, for pushbuttons with flat and raised button	B						
		3SB29 08-8AA		100	250 units	102	2.900
Plug-in sleeves For flat connectors 2.8 x 0.8 mm, cross-section 0.5 ... 1.5 mm ²	▶						
		3SB29 08-8AB		100	250 units	102	0.100
Insulation sleeves For flat connectors, connection from the front	▶						
		3SB29 08-8AD		1	1 unit	102	0.005
Complete connectors ¹⁾ For connecting contact blocks and lampholders (up to 10 connections). Guaranteed finger-safe acc. to IEC 61140 and VBG 4	▶						
		3SB29 08-8AE		100	10 units	102	0.100
Plug-in sleeves With locating spring for latching in complete connector	B						
KRBC 0560 crimping pliers For plug-in sleeves (both versions)		Lapp GmbH Kabelwerk Gewerbestraße 70565 Stuttgart Tel: +49 (0)711/78 38-02 Fax: +49 (0)711/78 38-401 (Order No. 61790950)					

1) Required plug-in sleeves must be ordered separately.

* You can order this quantity or a multiple thereof.

3SB3 Pushbutton Units and Indicator Lights, 22 mm

General data

Overview

The 3SB3 series is a range of plastic and metal commanding devices for front panel mounting and rear wire connection.

3SB3 is of modern industrial design with a very flat construction and can be installed rapidly by a single person. A metallic type with a high degree of protection according to IP67 and NEMA 4 is available in addition for the world market.

Standards

IEC 60947-1, EN 60947-1 (VDE 0660 Part 100).

IEC 60947-5-1, EN 60947-5-1 (VDE 0660 Part 200),

IEC 60947-5-5, EN 60947-5-5 (VDE 0660 Part 210) for EMERGENCY-STOP mushroom pushbuttons.

Design

The 3SB3 series is available:

- Made of molded plastic in flat, round and square design
- Made of metal in round design

The operating surfaces of the pushbuttons and indicator lights are concave. The lenses of the indicator lights are convex. The flat design makes cleaning easy.

Application

The devices are climate-proof (KTW 24) and suitable for marine applications.

AS-Interface solutions

The 3SB3 commanding and signaling devices can be connected to the AS-Interface communication system quickly and safely with the help of various solutions.

The following solutions are available:


- AS-Interface EMERGENCY-STOP pushbuttons
- AS-Interface enclosures (with 1 to 6 command points)
- AS-Interface front panel modules (for 4 command points)

For selection and ordering data as well as detailed information, see catalog IK PI.

Safety EMERGENCY-STOP pushbuttons according to ISO 13850/EN 418

For controls that comply with IEC 60204-1 or EN 60204-1 (VDE 0113 Part 1), the mushroom-head pushbuttons of the 3SB3 series are suitable for use as safety EMERGENCY-STOP pushbuttons.

Safety circuits

The standards IEC 60947-5-1 and EN 60947-5-1 require positive opening. Hence for the purposes of personal safety, the assured opening of NC contacts is expressly stipulated for the electrical equipment of machines in all safety circuits and marked according to IEC 60947-5-1 with the symbol .

Category 4 according to EN 954-1 can be attained with the EMERGENCY-STOP mushroom pushbuttons if the corresponding failsafe evaluation units are selected and correctly installed, e.g. the 3TK28 safety relays or matching units from the ASIsafe, SIMATIC or SINUMERIK product ranges.

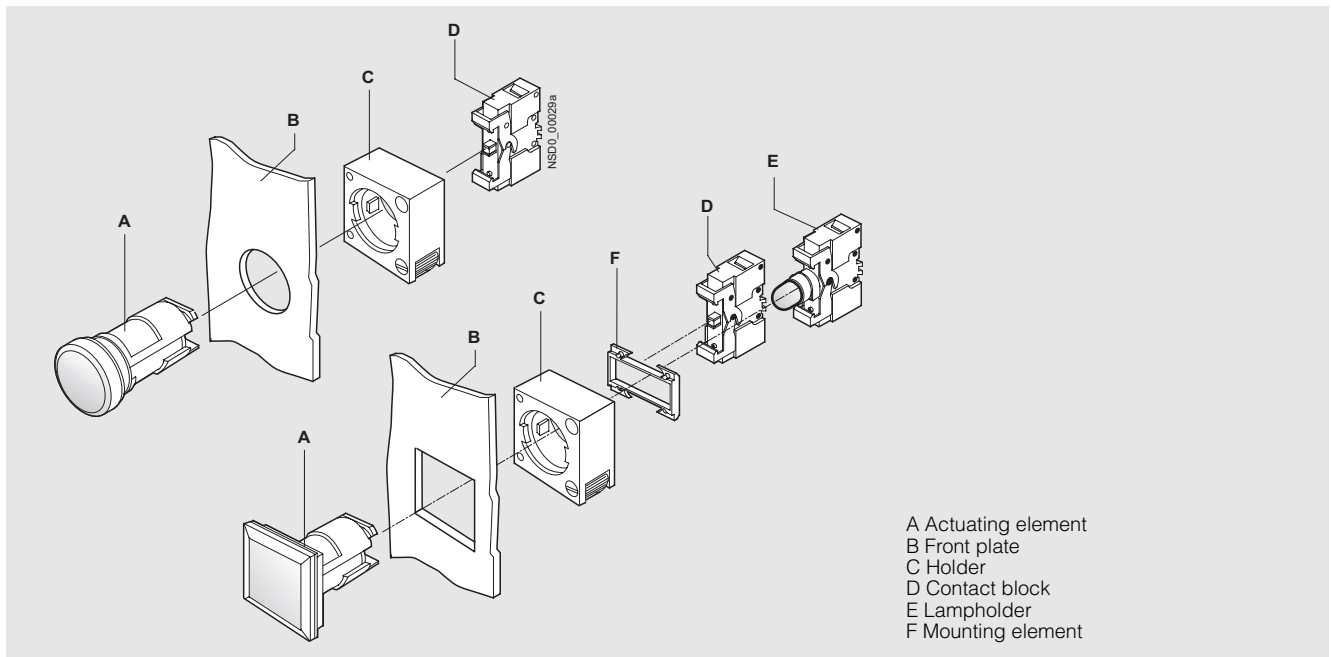
3SB3 Pushbutton Units and Indicator Lights, 22 mm

General data

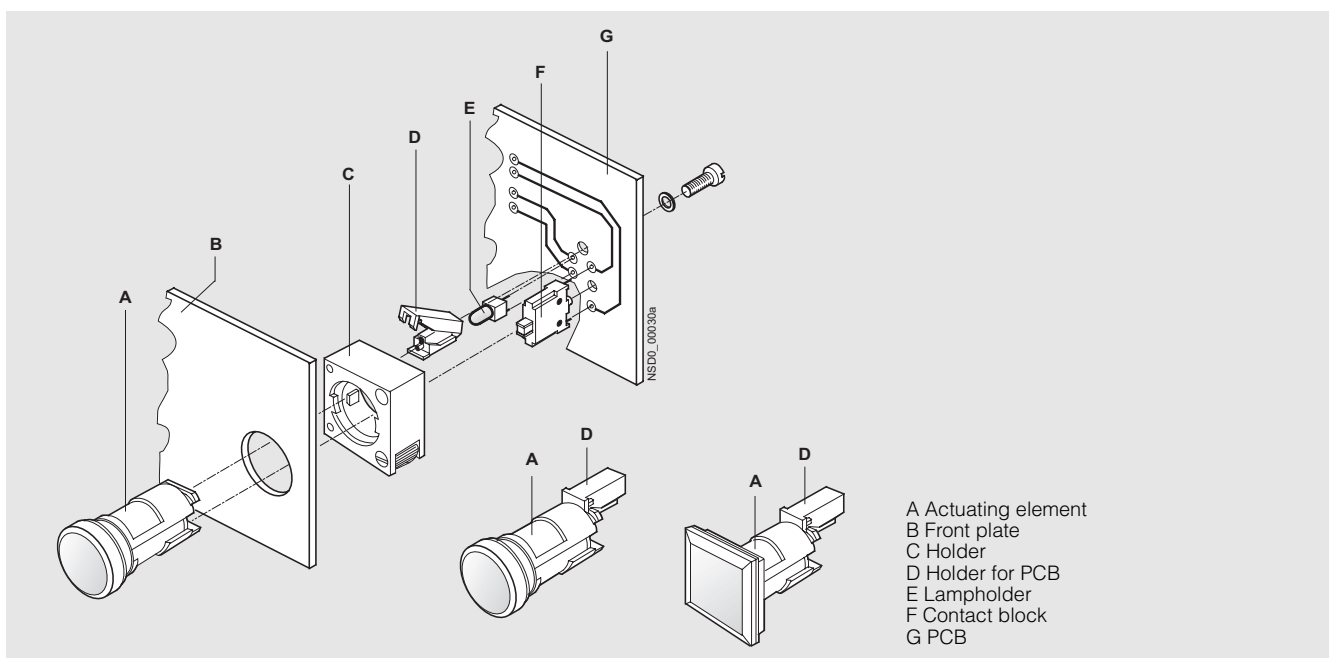
Design

One command point comprises an actuating element or lens assembly in front of the control panel as well as a holder for fixing and contact blocks and/or lampholder behind the control panel.

Front plate mounting





Used on printed-circuit boards



3SB3 Pushbutton Units and Indicator Lights, 22 mm Actuators and Indicators, Plastic, Round

Complete units

Selection and ordering data

Version	Rated voltage of lamp	Color of actuator	Contacts for front plate mounting	DT	Screw connection		PU (UNIT, SET, M)	PS*	PG	Weight per PU approx.		
					Order No.	Price per PU						
 Pushbutton with flat button	V	Pushbuttons with flat button	Black	1 NO	▶	3SB32 02-0AA11		1	1 unit	102	0.040	
			Black	1 NC	B	3SB32 03-0AA11		1	1 unit	102	0.040	
			Red	1 NC	▶	3SB32 03-0AA21		1	1 unit	102	0.040	
			Yellow	1 NO	B	3SB32 02-0AA31		1	1 unit	102	0.040	
			Green	1 NO	▶	3SB32 02-0AA41		1	1 unit	102	0.040	
			Blue	1 NO	B	3SB32 02-0AA51		1	1 unit	102	0.040	
			White	1 NO	▶	3SB32 02-0AA61		1	1 unit	102	0.040	
		Black	1 NO + 1 NC	B	3SB32 01-0AA11		1	1 unit	102	0.047		
		Red	1 NO + 1 NC	B	3SB32 01-0AA21		1	1 unit	102	0.047		
		Yellow	1 NO + 1 NC	B	3SB32 01-0AA31		1	1 unit	102	0.047		
		Green	1 NO + 1 NC	B	3SB32 01-0AA41		1	1 unit	102	0.047		
		Blue	1 NO + 1 NC	B	3SB32 01-0AA51		1	1 unit	102	0.047		
		White	1 NO + 1 NC	B	3SB32 01-0AA61		1	1 unit	102	0.047		
		 Illuminated pushbutton with flat button	24 AC/DC	Illuminated pushbuttons with flat button with integral LED	Red ¹⁾	1 NC	▶	3SB32 46-0AA21		1	1 unit	102
Yellow ¹⁾	1 NO				B	3SB32 45-0AA31		1	1 unit	102	0.050	
Green ¹⁾	1 NO				▶	3SB32 45-0AA41		1	1 unit	102	0.051	
Blue ¹⁾	1 NO				B	3SB32 45-0AA51		1	1 unit	102	0.050	
White	1 NO				B	3SB32 45-0AA61		1	1 unit	102	0.051	
Clear ¹⁾	1 NO				▶	3SB32 45-0AA71		1	1 unit	102	0.051	
Red ¹⁾	1 NO + 1 NC				B	3SB32 47-0AA21		1	1 unit	102	0.058	
Yellow ¹⁾	1 NO + 1 NC			B	3SB32 47-0AA31		1	1 unit	102	0.058		
Green ¹⁾	1 NO + 1 NC			B	3SB32 47-0AA41		1	1 unit	102	0.058		
Blue ¹⁾	1 NO + 1 NC			B	3SB32 47-0AA51		1	1 unit	102	0.058		
White	1 NO + 1 NC			B	3SB32 47-0AA61		1	1 unit	102	0.058		
Clear ¹⁾	1 NO + 1 NC			B	3SB32 47-0AA71		1	1 unit	102	0.058		
Red ¹⁾	1 NC			B	3SB32 50-0AA21		1	1 unit	102	0.050		
Yellow ¹⁾	1 NO			B	3SB32 57-0AA31		1	1 unit	102	0.051		
Green ¹⁾	1 NO		B	3SB32 57-0AA41		1	1 unit	102	0.051			
Blue ¹⁾	1 NO		B	3SB32 57-0AA51		1	1 unit	102	0.051			
White	1 NO		B	3SB32 57-0AA61		1	1 unit	102	0.051			
Clear ¹⁾	1 NO		B	3SB32 57-0AA71		1	1 unit	102	0.050			
Red ¹⁾	1 NO + 1 NC		B	3SB32 51-0AA21		1	1 unit	102	0.058			
Yellow ¹⁾	1 NO + 1 NC		B	3SB32 51-0AA31		1	1 unit	102	0.058			
Green ¹⁾	1 NO + 1 NC		B	3SB32 51-0AA41		1	1 unit	102	0.058			
Blue ¹⁾	1 NO + 1 NC		C	3SB32 51-0AA51		1	1 unit	102	0.060			
White	1 NO + 1 NC		B	3SB32 51-0AA61		1	1 unit	102	0.058			
Clear ¹⁾	1 NO + 1 NC		B	3SB32 51-0AA71		1	1 unit	102	0.058			
Red ¹⁾	1 NC		▶	3SB32 54-0AA21		1	1 unit	102	0.052			
Yellow ¹⁾	1 NO		B	3SB32 53-0AA31		1	1 unit	102	0.051			
Green ¹⁾	1 NO		▶	3SB32 53-0AA41		1	1 unit	102	0.052			
Blue ¹⁾	1 NO		B	3SB32 53-0AA51		1	1 unit	102	0.051			
White	1 NO	B	3SB32 53-0AA61		1	1 unit	102	0.051				
Clear ¹⁾	1 NO	▶	3SB32 53-0AA71		1	1 unit	102	0.052				
Red ¹⁾	1 NO + 1 NC	B	3SB32 55-0AA21		1	1 unit	102	0.058				
Yellow ¹⁾	1 NO + 1 NC	B	3SB32 55-0AA31		1	1 unit	102	0.058				
Green ¹⁾	1 NO + 1 NC	B	3SB32 55-0AA41		1	1 unit	102	0.058				
Blue ¹⁾	1 NO + 1 NC	B	3SB32 55-0AA51		1	1 unit	102	0.058				
White	1 NO + 1 NC	B	3SB32 55-0AA61		1	1 unit	102	0.058				
Clear ¹⁾	1 NO + 1 NC	B	3SB32 55-0AA71		1	1 unit	102	0.058				
Illuminated pushbuttons with flat button with BA 9s lampholder, without lamp		Red ¹⁾	1 NC	B	3SB32 07-0AA21		1	1 unit	102	0.050		
		Yellow ¹⁾	1 NO	B	3SB32 06-0AA31		1	1 unit	102	0.050		
		Green ¹⁾	1 NO	B	3SB32 06-0AA41		1	1 unit	102	0.050		
		Blue ¹⁾	1 NO	B	3SB32 06-0AA51		1	1 unit	102	0.050		
		White	1 NO	B	3SB32 06-0AA61		1	1 unit	102	0.050		
		Clear ¹⁾	1 NO	B	3SB32 06-0AA71		1	1 unit	102	0.050		
		Red ¹⁾	1 NO + 1 NC	B	3SB32 05-0AA21		1	1 unit	102	0.057		
		Yellow ¹⁾	1 NO + 1 NC	B	3SB32 05-0AA31		1	1 unit	102	0.056		
		Green ¹⁾	1 NO + 1 NC	B	3SB32 05-0AA41		1	1 unit	102	0.057		
		Blue ¹⁾	1 NO + 1 NC	B	3SB32 05-0AA51		1	1 unit	102	0.057		
		White	1 NO + 1 NC	B	3SB32 05-0AA61		1	1 unit	102	0.057		
		Clear ¹⁾	1 NO + 1 NC	B	3SB32 05-0AA71		1	1 unit	102	0.057		
		Illuminated pushbuttons with flat button with solvent-resistant button With integral LED	24 AC/DC	Red ¹⁾	1 NC	▶	3SB32 46-0AA21-1PA00		1	1 unit	102	0.050
				Yellow ¹⁾	1 NO	B	3SB32 45-0AA31-1PA00		1	1 unit	102	0.050
Green ¹⁾	1 NO			▶	3SB32 45-0AA41-1PA00		1	1 unit	102	0.050		
Blue ¹⁾	1 NO			B	3SB32 45-0AA51-1PA00		1	1 unit	102	0.050		
White	1 NO			B	3SB32 45-0AA61-1PA00		1	1 unit	102	0.050		
Clear ¹⁾	1 NO			▶	3SB32 45-0AA71-1PA00		1	1 unit	102	0.050		



1) Inscription is possible by inserting a label.

2) Not suitable for laser inscription.

* You can order this quantity or a multiple thereof.

3SB3 Pushbutton Units and Indicator Lights, 22 mm Actuators and Indicators, Plastic, Round


Complete units

Version	Rated voltage of lamp	Color of actuator	Contacts for front plate mounting	DT	Spring-loaded terminals		PU (UNIT, SET, M)	PS*	PG	Weight per PU approx.	
					Order No.	Price per PU					
V											
 Pushbutton with flat button	Pushbuttons with flat button	Black	1 NO	B	3SB32 02-0AA11-0CC0		1	1 unit	102	0.040	
		Black	1 NC	B	3SB32 03-0AA11-0CC0		1	1 unit	102	0.040	
		Red	1 NC	B	3SB32 03-0AA21-0CC0		1	1 unit	102	0.040	
		Yellow	1 NO	B	3SB32 02-0AA31-0CC0		1	1 unit	102	0.040	
		Green	1 NO	B	3SB32 02-0AA41-0CC0		1	1 unit	102	0.040	
		Blue	1 NO	B	3SB32 02-0AA51-0CC0		1	1 unit	102	0.040	
		White	1 NO	B	3SB32 02-0AA61-0CC0		1	1 unit	102	0.040	
	 Illuminated pushbutton with flat button		Black	1 NO + 1 NC	B	3SB32 01-0AA11-0CC0		1	1 unit	102	0.060
			Red	1 NO + 1 NC	B	3SB32 01-0AA21-0CC0		1	1 unit	102	0.060
			Yellow	1 NO + 1 NC	B	3SB32 01-0AA31-0CC0		1	1 unit	102	0.060
			Green	1 NO + 1 NC	B	3SB32 01-0AA41-0CC0		1	1 unit	102	0.060
			Blue	1 NO + 1 NC	B	3SB32 01-0AA51-0CC0		1	1 unit	102	0.060
			White	1 NO + 1 NC	B	3SB32 01-0AA61-0CC0		1	1 unit	102	0.060
			White	1 NO + 1 NC	B	3SB32 01-0AA61-0CC0		1	1 unit	102	0.060
	24 AC/DC	Red ¹⁾	1 NC	B	3SB32 46-0AA21-0CC0		1	1 unit	102	0.050	
		Yellow ¹⁾	1 NO	B	3SB32 45-0AA31-0CC0		1	1 unit	102	0.050	
		Green ¹⁾	1 NO	B	3SB32 45-0AA41-0CC0		1	1 unit	102	0.051	
		Blue ¹⁾	1 NO	B	3SB32 45-0AA51-0CC0		1	1 unit	102	0.050	
		White	1 NO	B	3SB32 45-0AA61-0CC0		1	1 unit	102	0.051	
		Clear ¹⁾	1 NO	B	3SB32 45-0AA71-0CC0		1	1 unit	102	0.051	
		Clear ¹⁾	1 NO	B	3SB32 45-0AA71-0CC0		1	1 unit	102	0.051	
	24 AC/DC	Red ¹⁾	1 NO + 1 NC	B	3SB32 47-0AA21-0CC0		1	1 unit	102	0.060	
		Yellow ¹⁾	1 NO + 1 NC	B	3SB32 47-0AA31-0CC0		1	1 unit	102	0.060	
		Green ¹⁾	1 NO + 1 NC	B	3SB32 47-0AA41-0CC0		1	1 unit	102	0.060	
		Blue ¹⁾	1 NO + 1 NC	B	3SB32 47-0AA51-0CC0		1	1 unit	102	0.060	
		White	1 NO + 1 NC	B	3SB32 47-0AA61-0CC0		1	1 unit	102	0.060	
		Clear ¹⁾	1 NO + 1 NC	B	3SB32 47-0AA71-0CC0		1	1 unit	102	0.060	
		Clear ¹⁾	1 NO + 1 NC	B	3SB32 47-0AA71-0CC0		1	1 unit	102	0.060	
230 AC	Red ¹⁾	1 NC	B	3SB32 54-0AA21-0CC0		1	1 unit	102	0.052		
	Yellow ¹⁾	1 NO	B	3SB32 53-0AA31-0CC0		1	1 unit	102	0.051		
	Green ¹⁾	1 NO	B	3SB32 53-0AA41-0CC0		1	1 unit	102	0.052		
	Blue ¹⁾	1 NO	B	3SB32 53-0AA51-0CC0		1	1 unit	102	0.051		
	White	1 NO	B	3SB32 53-0AA61-0CC0		1	1 unit	102	0.051		
	Clear ¹⁾	1 NO	B	3SB32 53-0AA71-0CC0		1	1 unit	102	0.052		
	Clear ¹⁾	1 NO	B	3SB32 53-0AA71-0CC0		1	1 unit	102	0.052		
230 AC	Red ¹⁾	1 NO + 1 NC	B	3SB32 55-0AA21-0CC0		1	1 unit	102	0.058		
	Yellow ¹⁾	1 NO + 1 NC	B	3SB32 55-0AA31-0CC0		1	1 unit	102	0.058		
	Green ¹⁾	1 NO + 1 NC	B	3SB32 55-0AA41-0CC0		1	1 unit	102	0.060		
	Blue ¹⁾	1 NO + 1 NC	B	3SB32 55-0AA51-0CC0		1	1 unit	102	0.058		
	White	1 NO + 1 NC	B	3SB32 55-0AA61-0CC0		1	1 unit	102	0.060		
	Clear ¹⁾	1 NO + 1 NC	B	3SB32 55-0AA71-0CC0		1	1 unit	102	0.058		
	Clear ¹⁾	1 NO + 1 NC	B	3SB32 55-0AA71-0CC0		1	1 unit	102	0.058		
	Illuminated pushbuttons with flat button With BA 9s lampholder, without lamp	Red ¹⁾	1 NC	B	3SB32 07-0AA21-0CC0		1	1 unit	102	0.050	
		Yellow ¹⁾	1 NO	B	3SB32 06-0AA31-0CC0		1	1 unit	102	0.050	
		Green ¹⁾	1 NO	B	3SB32 06-0AA41-0CC0		1	1 unit	102	0.050	
		Blue ¹⁾	1 NO	B	3SB32 06-0AA51-0CC0		1	1 unit	102	0.050	
		White	1 NO	B	3SB32 06-0AA61-0CC0		1	1 unit	102	0.050	
		Clear ¹⁾	1 NO	B	3SB32 06-0AA71-0CC0		1	1 unit	102	0.050	
		Clear ¹⁾	1 NO	B	3SB32 06-0AA71-0CC0		1	1 unit	102	0.050	
			Red ¹⁾	1 NO + 1 NC	B	3SB32 05-0AA21-0CC0		1	1 unit	102	0.057
			Yellow ¹⁾	1 NO + 1 NC	B	3SB32 05-0AA31-0CC0		1	1 unit	102	0.056
			Green ¹⁾	1 NO + 1 NC	B	3SB32 05-0AA41-0CC0		1	1 unit	102	0.057
			Blue ¹⁾	1 NO + 1 NC	B	3SB32 05-0AA51-0CC0		1	1 unit	102	0.057
			White	1 NO + 1 NC	B	3SB32 05-0AA61-0CC0		1	1 unit	102	0.057
			Clear ¹⁾	1 NO + 1 NC	B	3SB32 05-0AA71-0CC0		1	1 unit	102	0.057
			Clear ¹⁾	1 NO + 1 NC	B	3SB32 05-0AA71-0CC0		1	1 unit	102	0.057

1) Inscription is possible by inserting a label.



3SB3 Pushbutton Units and Indicator Lights, 22 mm Actuators and Indicators, Plastic, Round

Complete units


Version	Color of actuator	Contacts for front plate mounting	DT	Screw connection		PU (UNIT, SET, M)	PS*	PG	Weight per PU approx.
				Order No.	Price per PU				
 <p>Mushroom push-pull-buttons, Ø 40 mm, latching With pull-to-unlatch mechanism</p>	Red	1 NC 1 NO + 1 NC	▶ B	3SB32 03-1CA21		1	1 unit	102	0.052
				3SB32 01-1CA21		1	1 unit	102	0.058

Mushroom push-pull-button

EMERGENCY-STOP commanding devices acc. to ISO 13850/EN 418, with yellow name plate, Ø 80 mm, labeled²⁾. Can also be used with 3TK28 safety combinations



 <p>EMERGENCY-STOP mushroom pushbuttons, Ø 40 mm, with positive latching function With rotate-to-unlatch mechanism With pull-to-unlatch mechanism</p>	Red		1 NC → ¹⁾ ▶ 1 NO + 1 NC → ¹⁾ B 1 NC → ¹⁾ B 1 NO + 1 NC → ¹⁾ B	3SB32 03-1HA20		1	1 unit	102	0.072
				3SB32 01-1HA20		1	1 unit	102	0.078
				3SB32 03-1TA20		1	1 unit	102	0.050
				3SB32 01-1TA20		1	1 unit	102	0.050

EMERGENCY-STOP mushroom pushbutton

Version	Color of actuator	Contacts for front plate mounting	DT	Spring-loaded terminals		PU (UNIT, SET, M)	PS*	PG	Weight per PU approx.
				Order No.	Price per PU				
 <p>Mushroom push-pull-buttons, Ø 40 mm, latching With pull-to-unlatch mechanism</p>	Red	1 NC 1 NO + 1 NC	B B	3SB32 03-1CA21-0CC0		1	1 unit	102	0.052
				3SB32 01-1CA21-0CC0		1	1 unit	102	0.058

Mushroom push-pull-button

EMERGENCY-STOP commanding devices acc. to ISO 13850/EN 418, with yellow name plate, Ø 80 mm, labeled²⁾. Can also be used with 3TK28 safety combinations






 <p>EMERGENCY-STOP mushroom pushbuttons, Ø 40 mm, with positive latching function With rotate-to-unlatch mechanism</p>	Red		1 NC → ¹⁾ B 1 NO + 1 NC → ¹⁾ B	3SB32 03-1HA20-0CC0		1	1 unit	102	0.072
				3SB32 01-1HA20-0CC0		1	1 unit	102	0.051

EMERGENCY-STOP mushroom pushbutton

1) Positive opening according to IEC 60947-5-1, Appendix K.
2) Inscription "EMERGENCY STOP".

3SB3 Pushbutton Units and Indicator Lights, 22 mm Actuators and Indicators, Plastic, Round







Complete units

Version	Color of actuator/lock No.	Contacts for front plate mounting	DT	Screw connection		PU (UNIT, SET, M)	PS*	PG	Weight per PU approx. kg
				Order No.	Price per PU				
 Selector switch	Black	1 NO 1 NO + 1 NC	▶ B	3SB32 02-2KA11		1	1 unit	102	0.044
				3SB32 01-2KA11		1	1 unit	102	0.051
 Selector switch	Black	1 NO 1 NO + 1 NC	B B	3SB32 02-2HA11		1	1 unit	102	0.044
				3SB32 01-2HA11		1	1 unit	102	0.051
 Selector switch	Black	1 NO, 1 NO 1 NO + 1 NC, B 1 NO + 1 NC	▶ B	3SB32 10-2DA11		1	1 unit	102	0.054
				3SB32 08-2DA11		1	1 unit	102	0.067
 Selector switch	Black	1 NO, 1 NO 1 NO + 1 NC, B 1 NO + 1 NC	B B	3SB32 10-2EA11		1	1 unit	102	0.054
				3SB32 08-2EA11		1	1 unit	102	0.068
 RONIS key-operated switch	SB 30	1 NO 1 NO + 1 NC	▶ B	3SB32 02-4AD11		1	1 unit	102	0.070
				3SB32 01-4AD11		1	1 unit	102	0.076

* You can order this quantity or a multiple thereof.




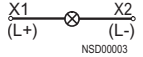
3SB3 Pushbutton Units and Indicator Lights, 22 mm Actuators and Indicators, Plastic, Round

Complete units

	Version	Color of actuator/lock No.	Contacts for front plate mounting	DT	Spring-loaded terminals		PU (UNIT, SET, M)	PS*	PG	Weight per PU approx.
					Order No.	Price per PU				
 <p>Selector switch</p>	Selector switches, 2 switch positions Switching sequence O-I, 50° operating angle, latching 	Black	1 NO	B	3SB32 02-2KA11-0CC0		1	1 unit	102	0.044
			1 NO + 1 NC	B	3SB32 01-2KA11-0CC0		1	1 unit	102	0.050
	Selector switches, 3 switch positions Switching sequence I-O-II, 2 x 50° operating angle, latching 	Black	1 NO, 1 NO	B	3SB32 10-2DA11-0CC0		1	1 unit	102	0.054
			1 NO + 1 NC, B 1 NO + 1 NC	B	3SB32 08-2DA11-0CC0		1	1 unit	102	0.070
	Selector switches, 3 switch positions Switching sequence I-O-II, 2 x 50° operating angle, momentary contact type 	Black	1 NO, 1 NO	B	3SB32 10-2EA11-0CC0		1	1 unit	102	0.054
			1 NO + 1 NC, B 1 NO + 1 NC	B	3SB32 08-2EA11-0CC0		1	1 unit	102	0.068
 <p>RONIS key-operated switch</p>	RONIS key-operated switches, 2 switch positions Switching sequence O-I, 50° operating angle, latching 	SB 30	1 NO	B	3SB32 02-4AD11-0CC0		1	1 unit	102	0.070
			1 NO + 1 NC	B	3SB32 01-4AD11-0CC0		1	1 unit	102	0.076

3SB3 Pushbutton Units and Indicator Lights, 22 mm Actuators and Indicators, Plastic, Round

Complete units



Version	Rated voltage of lamp	Color of lens	DT	Screw connection		PU (UNIT, SET, M)	PS*	PG	Weight per PU approx.
				Order No.	Price per PU				
 <p>Indicator light with smooth lens</p>	24 AC/DC	Red	▶	3SB32 44-6AA20		1	1 unit	102	0.038
		Yellow	B	3SB32 44-6AA30		1	1 unit	102	0.038
		Green	▶	3SB32 44-6AA40		1	1 unit	102	0.038
		Blue	B	3SB32 44-6AA50		1	1 unit	102	0.038
		White	B	3SB32 44-6AA60		1	1 unit	102	0.038
		Clear	▶	3SB32 44-6AA70		1	1 unit	102	0.038
	110 AC	Red	B	3SB32 48-6AA20		1	1 unit	102	0.039
		Yellow	B	3SB32 48-6AA30		1	1 unit	102	0.038
		Green	B	3SB32 48-6AA40		1	1 unit	102	0.039
		Blue	B	3SB32 48-6AA50		1	1 unit	102	0.038
		White	B	3SB32 48-6AA60		1	1 unit	102	0.038
		Clear	B	3SB32 48-6AA70		1	1 unit	102	0.038
	230 AC	Red	▶	3SB32 52-6AA20		1	1 unit	102	0.039
		Yellow	B	3SB32 52-6AA30		1	1 unit	102	0.039
		Green	▶	3SB32 52-6AA40		1	1 unit	102	0.039
		Blue	B	3SB32 52-6AA50		1	1 unit	102	0.039
		White	B	3SB32 52-6AA60		1	1 unit	102	0.039
		Clear	▶	3SB32 52-6AA70		1	1 unit	102	0.039
 <p>Indicator light with lens with concentric rings</p>	24 AC/DC	Red	▶	3SB32 44-6BA20		1	1 unit	102	0.038
		Yellow	B	3SB32 44-6BA30		1	1 unit	102	0.038
		Green	▶	3SB32 44-6BA40		1	1 unit	102	0.038
		Blue	B	3SB32 44-6BA50		1	1 unit	102	0.038
		White	B	3SB32 44-6BA60		1	1 unit	102	0.038
		Clear	▶	3SB32 44-6BA70		1	1 unit	102	0.038
110 AC	Red	B	3SB32 48-6BA20		1	1 unit	102	0.039	
	Yellow	B	3SB32 48-6BA30		1	1 unit	102	0.038	
	Green	B	3SB32 48-6BA40		1	1 unit	102	0.038	
	Blue	B	3SB32 48-6BA50		1	1 unit	102	0.037	
	White	B	3SB32 48-6BA60		1	1 unit	102	0.038	
	Clear	B	3SB32 48-6BA70		1	1 unit	102	0.038	
230 AC	Red	▶	3SB32 52-6BA20		1	1 unit	102	0.039	
	Yellow	B	3SB32 52-6BA30		1	1 unit	102	0.039	
	Green	▶	3SB32 52-6BA40		1	1 unit	102	0.039	
	Blue	B	3SB32 52-6BA50		1	1 unit	102	0.039	
	White	B	3SB32 52-6BA60		1	1 unit	102	0.039	
	Clear	▶	3SB32 52-6BA70		1	1 unit	102	0.039	
 <p>Acoustic signal device</p>	24 AC/DC 115 AC/DC 230 AC/DC	Red	B	3SB32 04-6AA20		1	1 unit	102	0.037
		Yellow	B	3SB32 04-6AA30		1	1 unit	102	0.037
		Green	B	3SB32 04-6AA40		1	1 unit	102	0.037
		Blue	B	3SB32 04-6AA50		1	1 unit	102	0.037
		White	B	3SB32 04-6AA60		1	1 unit	102	0.037
		Clear	B	3SB32 04-6AA70		1	1 unit	102	0.037
<p>Acoustic signal devices, IP65²⁾ Continuous sound 2.4 kHz, min. operating current 4 mA, min. sound pressure 80 dB/10 cm</p>  <p>X1 (L+) X2 (L-) NSD00003</p>	Black	A	3SB32 33-7BA10		1	1 unit	102	0.042	
		B	3SB32 34-7BA10		1	1 unit	102	0.043	
		A	3SB32 35-7BA10		1	1 unit	102	0.042	



- 1) Inscription is possible by inserting a label.
2) Mounting in 3SB38 enclosure is not possible.

* You can order this quantity or a multiple thereof.

3SB3 Pushbutton Units and Indicator Lights, 22 mm Actuators and Indicators, Plastic, Round

Complete units

Version	Rated voltage of lamp	Color of lens	DT	Spring-loaded terminals		PU (UNIT, SET, M)	PS*	PG	Weight per PU approx.
				Order No.	Price per PU				
 <p>Indicator light with smooth lens</p>	24 AC/DC	Red	B	3SB32 44-6AA20-0CC0		1	1 unit	102	0.038
		Yellow	B	3SB32 44-6AA30-0CC0		1	1 unit	102	0.038
		Green	B	3SB32 44-6AA40-0CC0		1	1 unit	102	0.038
		Blue	B	3SB32 44-6AA50-0CC0		1	1 unit	102	0.038
		White	B	3SB32 44-6AA60-0CC0		1	1 unit	102	0.038
		Clear	B	3SB32 44-6AA70-0CC0		1	1 unit	102	0.038
	230 AC	Red	B	3SB32 52-6AA20-0CC0		1	1 unit	102	0.039
		Yellow	B	3SB32 52-6AA30-0CC0		1	1 unit	102	0.039
		Green	B	3SB32 52-6AA40-0CC0		1	1 unit	102	0.039
		Blue	B	3SB32 52-6AA50-0CC0		1	1 unit	102	0.039
		White	B	3SB32 52-6AA60-0CC0		1	1 unit	102	0.039
		Clear	B	3SB32 52-6AA70-0CC0		1	1 unit	102	0.039
	-	Red	B	3SB32 04-6AA20-0CC0		1	1 unit	102	0.037
		Yellow	B	3SB32 04-6AA30-0CC0		1	1 unit	102	0.037
Green		B	3SB32 04-6AA40-0CC0		1	1 unit	102	0.037	
Blue		B	3SB32 04-6AA50-0CC0		1	1 unit	102	0.037	
White		B	3SB32 04-6AA60-0CC0		1	1 unit	102	0.037	
Clear		B	3SB32 04-6AA70-0CC0		1	1 unit	102	0.037	
 <p>Indicator light with lens with concentric rings</p>	24 AC/DC	Red	B	3SB32 44-6BA20-0CC0		1	1 unit	102	0.040
		Yellow	B	3SB32 44-6BA30-0CC0		1	1 unit	102	0.038
		Green	B	3SB32 44-6BA40-0CC0		1	1 unit	102	0.040
		Blue	B	3SB32 44-6BA50-0CC0		1	1 unit	102	0.038
		White	B	3SB32 44-6BA60-0CC0		1	1 unit	102	0.040
		Clear	B	3SB32 44-6BA70-0CC0		1	1 unit	102	0.038
	230 AC	Red	B	3SB32 52-6BA20-0CC0		1	1 unit	102	0.040
		Yellow	B	3SB32 52-6BA30-0CC0		1	1 unit	102	0.039
		Green	B	3SB32 52-6BA40-0CC0		1	1 unit	102	0.040
		Blue	B	3SB32 52-6BA50-0CC0		1	1 unit	102	0.039
		White	B	3SB32 52-6BA60-0CC0		1	1 unit	102	0.040
		Clear	B	3SB32 52-6BA70-0CC0		1	1 unit	102	0.039
-	Red	B	3SB32 04-6BA20-0CC0		1	1 unit	102	0.038	
	Yellow	B	3SB32 04-6BA30-0CC0		1	1 unit	102	0.037	
	Green	B	3SB32 04-6BA40-0CC0		1	1 unit	102	0.037	
	Blue	B	3SB32 04-6BA50-0CC0		1	1 unit	102	0.037	
	White	B	3SB32 04-6BA60-0CC0		1	1 unit	102	0.038	
	Clear	B	3SB32 04-6BA70-0CC0		1	1 unit	102	0.037	


Version	Color of actuator	DT	Without connection		PU (UNIT, SET, M)	PS*	PG	Weight per PU approx.
			Order No.	Price per PU				
 <p>Actuator for potentiometer</p>		B	3SB10 00-7CH07		1	1 unit	102	0.030
 <p>Pushbutton with extended stroke (12 mm), IP65²⁾ for operating relays</p>	Black	B	3SB30 00-0EA11		1	1 unit	102	0.021

- 1) Inscription is possible by inserting a label.
- 2) Mounting in 3SB38 enclosure is not possible.
- 3) The potentiometer is not included in the scope of supply.

3SB3 Pushbutton Units and Indicator Lights, 22 mm Actuators and Indicators, Plastic, Round

Coordinate switches, complete

Overview



Joystick switches control auxiliary circuits permitting movements in various directions of machines and equipment.

The switches are designed for front panel mounting. They are climate-proof.

Operation

The 3SB14 00-0J contact block is used, which due to its depth cannot be built into 3SB38 enclosures.

Switches are available as follows:

- With 2 or 4 positions
- Latching or momentary contact type
- With or without mechanical interlocking

In the case of switches with mechanical interlock in O position, the switch is unlatched with the unlatching button at the front of the actuating lever.

Inscriptions

A name plate consisting of a black, molded-plastic label holder and two or four adhesive, silver-colored labeling plates of 27 mm x 27 mm in size is available for labeling purposes. These labels can be supplied with and without customized inscription.

Note insert dimensions!

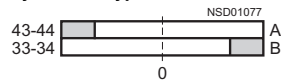
Selection and ordering data

Version	Operating travel	DT	Order No. (for Order No. suffix, see page 9/28)	Price per PU	PU (UNIT, SET, M)	PS*	PG	Weight per PU approx.
	<input type="checkbox"/> Contact closed <input type="checkbox"/> Contact open							kg

Coordinate switches, complete

2 switch positions, 1 NO per direction

Horizontal, momentary contact type



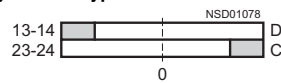
Without mechanical locking in the O position

B **3SB12 01-7DV** □□ 1 1 unit 102 0.065

With mechanical locking in the O position

B **3SB12 01-7DW** □□ 1 1 unit 102 0.065

Vertical, momentary contact type



Without mechanical locking in the O position

B **3SB12 01-7FV** □□ 1 1 unit 102 0.065

With mechanical locking in the O position

B **3SB12 01-7FW** □□ 1 1 unit 102 0.065



* You can order this quantity or a multiple thereof.

3SB3 Pushbutton Units and Indicator Lights, 22 mm Actuators and Indicators, Plastic, Round

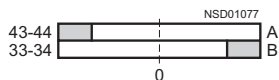
Coordinate switches, complete

Version	Operating travel	DT	Order No. (for Order No. suffix, see below)	Price per PU	PU (UNIT, SET, M)	PS*	PG	Weight per PU approx.
	<input type="checkbox"/> Contact closed <input type="checkbox"/> Contact open							kg

Coordinate switches, complete

2 switch positions, 1 NO per direction

Horizontal, latching



Without mechanical locking in the O position

B

3SB12 01-7EV □□

1

1 unit

102

0.065

With mechanical locking in the O position

B

3SB12 01-7EW □□

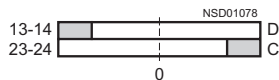
1

1 unit

102

0.065

Vertical, latching



Without mechanical locking in the O position

B

3SB12 01-7GV □□

1

1 unit

102

0.065

With mechanical locking in the O position

B

3SB12 01-7GW □□

1

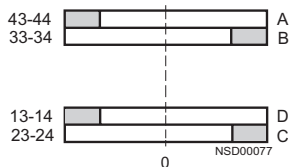
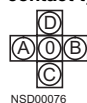
1 unit

102

0.065

4 switch positions, 1 NO per direction

Momentary-contact type



Without mechanical locking in the O position

B

3SB12 08-7JV □□

1

1 unit

102

0.085

With mechanical locking in the O position

B

3SB12 08-7JW □□

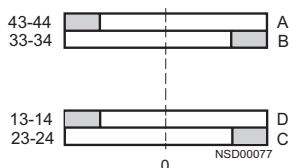
1

1 unit

102

0.085

Latching



Without mechanical locking in the O position

B

3SB12 08-7KV □□

1

1 unit

102

0.085

With mechanical locking in the O position

B

3SB12 08-7KW □□

1

1 unit

102

0.085

Order No. suffix for front rings

Actuator with molded plastic front ring, black

Actuator with metal front ring

01



20

9

3SB3 Pushbutton Units and Indicator Lights, 22 mm Actuators and Indicators, Plastic, Round

Coordinate switches, complete

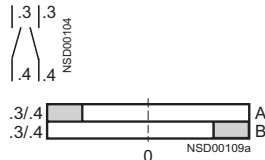
Accessories

Version	Symbols/ Operating travel	DT	Order No.	Price per PU	PU (UNIT, SET, M)	PS*	PG	Weight per PU approx.
Contact blocks	 Contact closed  Contact open							kg

Spare contact blocks



Contact blocks with 2 contacts
1 NO, 1 NO

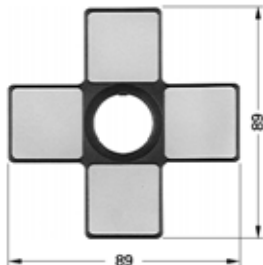


Version	DT	Order No.	Price per PU	PU (UNIT, SET, M)	PS*	PG	Weight per PU approx.
	C	3SB14 00-0J		1	1 unit	102	0.016

Name plates



Label holder for 2 positions, vertical



Label holder for 4 positions

Label holders for joystick switches

- 2 positions, horizontal
- 2 positions, vertical
- 4 positions

Labeling plates 27 mm x 27 mm

- Without inscription
- With inscription
 - Text lines (up to 5 lines each with 11 letters are possible, text engraved)
 - Symbols with number acc. to DIN Report 4
 - Any inscription or symbol

DT	Order No.	Price per PU	PU (UNIT, SET, M)	PS*	PG	Weight per PU approx.
B	3SB19 06-0AU		1	1 unit	102	0.003
B	3SB19 06-0AV		1	1 unit	102	0.003
B	3SB19 06-0AW		1	1 unit	102	0.006
B	3SB19 06-2AA		100	10 units	102	0.100
C	3SB19 06-2XZ					
C	K0Y, K1Y, K2Y or K5Y		1	1 unit	102	0.001
C	K3Y		1	1 unit	102	0.001
D	K9Y		1	1 unit	102	0.001

Options

Customized inscriptions

The inscriptions have upper case initial letters. 5 lines with 11 letters each are possible, engraved lettering.

Ordering notes

Append the following codes to the order number:

- Text line(s) in upper/lower case, upper case only for beginning of line (e.g. "Lift out"): **K0Y**
- Text line(s) in upper case (e.g. "LIFT OUT"): **K1Y**
- Text line(s) in lower case (e.g. "lift out"): **K2Y**
- Text line(s) in upper/lower case, all words begin with upper case letters (e.g. "Lift Out"): **K5Y**
- Symbols with number according to DIN Report 4 (ISO 7000, IEC 60417, DIN 30600): **K3Y**
- Any inscription or symbols according to order form supplement: **K9Y**

The required inscription must also be specified in plain text. In the case of inscriptions with words in languages other than German, give the exact spelling and specify the language.

For special symbols (short code K9Y), a CAD drawing in DXF format can be submitted.

Ordering example








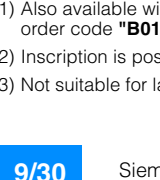

You want a label with symbol No. 1800 according to DIN 30600:
3SB19 06-2XZ
K3Y
Z = 1800 DIN 30600

* You can order this quantity or a multiple thereof.

3SB3 Pushbutton Units and Indicator Lights, 22 mm Actuators and Indicators, Plastic, Round

Actuators and indicators

Selection and ordering data

Version	Inscriptions	Color of actuator	DT	Order No.	Price per PU	PU (UNIT, SET, M)	PS*	PG	Weight per PU approx. kg	
Pushbuttons with holder¹⁾										
 With flat button		Black	▶	3SB30 00-0AA11		1	1 unit	102	0.025	
		Red	▶	3SB30 00-0AA21		1	1 unit	102	0.025	
		Yellow	B	3SB30 00-0AA31		1	1 unit	102	0.025	
		Green	▶	3SB30 00-0AA41		1	1 unit	102	0.025	
		Blue	B	3SB30 00-0AA51		1	1 unit	102	0.024	
		White	▶	3SB30 00-0AA61		1	1 unit	102	0.025	
		Gray	B	3SB30 00-0AB51		1	1 unit	102	0.025	
		Clear ²⁾	B	3SB30 00-0AA71		1	1 unit	102	0.025	
		I	Green	B	3SB30 00-0AA81		1	1 unit	102	0.025
		O	Red	B	3SB30 00-0AB01		1	1 unit	102	0.025
I	White	B	3SB30 00-0AB11		1	1 unit	102	0.025		
O	Black	B	3SB30 00-0AB21		1	1 unit	102	0.025		
 With raised button		Black	B	3SB30 00-0BA11		1	1 unit	102	0.025	
		Red	B	3SB30 00-0BA21		1	1 unit	102	0.025	
		Yellow	B	3SB30 00-0BA31		1	1 unit	102	0.025	
		Green	B	3SB30 00-0BA41		1	1 unit	102	0.025	
		Blue	B	3SB30 00-0BA51		1	1 unit	102	0.025	
		White	B	3SB30 00-0BA61		1	1 unit	102	0.026	
 With raised button, latching		Black	▶	3SB30 00-0CA11		1	1 unit	102	0.032	
		Red	B	3SB30 00-0CA21		1	1 unit	102	0.032	
 With raised button, latching		Black	B	3SB30 00-0AA12		1	1 unit	102	0.026	
		Red	B	3SB30 00-0AA22		1	1 unit	102	0.026	
		Yellow	B	3SB30 00-0AA32		1	1 unit	102	0.026	
		Green	B	3SB30 00-0AA42		1	1 unit	102	0.026	
		Blue	B	3SB30 00-0AA52		1	1 unit	102	0.026	
White	B	3SB30 00-0AA62		1	1 unit	102	0.028			
 With raised front ring, castellated		Black	B	3SB30 00-0AA13		1	1 unit	102	0.026	
		Red	B	3SB30 00-0AA23		1	1 unit	102	0.030	
		Yellow	B	3SB30 00-0AA33		1	1 unit	102	0.028	
		Green	B	3SB30 00-0AA43		1	1 unit	102	0.027	
 With raised front ring		Red ²⁾	▶	3SB30 01-0AA21		1	1 unit	102	0.025	
		Yellow ²⁾	▶	3SB30 01-0AA31		1	1 unit	102	0.025	
		Green ²⁾	▶	3SB30 01-0AA41		1	1 unit	102	0.025	
		Blue ²⁾	B	3SB30 01-0AA51		1	1 unit	102	0.025	
		White	B	3SB30 01-0AA61		1	1 unit	102	0.025	
		Clear ²⁾	▶	3SB30 01-0AA71		1	1 unit	102	0.025	
 With raised front ring, castellated		Red ²⁾	▶	3SB30 01-0AA21-1PA0		1	1 unit	102	0.025	
		Yellow ²⁾	▶	3SB30 01-0AA31-1PA0		1	1 unit	102	0.025	
		Green ²⁾	▶	3SB30 01-0AA41-1PA0		1	1 unit	102	0.025	
		Blue ²⁾	B	3SB30 01-0AA51-1PA0		1	1 unit	102	0.025	
		White	B	3SB30 01-0AA61-1PA0		1	1 unit	102	0.025	
		Clear ²⁾	▶	3SB30 01-0AA71-1PA0		1	1 unit	102	0.025	
 With raised button		Red	B	3SB30 01-0BA21		1	1 unit	102	0.026	
		Yellow	B	3SB30 01-0BA31		1	1 unit	102	0.026	
		Green	B	3SB30 01-0BA41		1	1 unit	102	0.026	
		Blue	B	3SB30 01-0BA51		1	1 unit	102	0.026	
		Clear	B	3SB30 01-0BA71		1	1 unit	102	0.026	
 With flat button		Black	B	3SB30 00-0DA11		1	1 unit	102	0.025	
		Red	B	3SB30 00-0DA21		1	1 unit	102	0.025	
		Yellow	B	3SB30 00-0DA31		1	1 unit	102	0.025	
		Green	B	3SB30 00-0DA41		1	1 unit	102	0.026	
		Blue	B	3SB30 00-0DA51		1	1 unit	102	0.025	
		White	B	3SB30 00-0DA61		1	1 unit	102	0.025	
		Gray	C	3SB30 00-0DB51		1	1 unit	102	0.075	
 With raised button		Red ²⁾	B	3SB30 01-0DA21		1	1 unit	102	0.026	
		Yellow ²⁾	B	3SB30 01-0DA31		1	1 unit	102	0.027	
		Green ²⁾	B	3SB30 01-0DA41		1	1 unit	102	0.026	
		Blue ²⁾	B	3SB30 01-0DA51		1	1 unit	102	0.026	
		White	B	3SB30 01-0DA61		1	1 unit	102	0.026	
Clear ²⁾	B	3SB30 01-0DA71		1	1 unit	102	0.026			

1) Also available without holder. Supplement Order No. with "-Z" and quote order code "B01".






2) Inscription is possible by inserting a label.

3) Not suitable for laser inscription.

* You can order this quantity or a multiple thereof.

3SB3 Pushbutton Units and Indicator Lights, 22 mm Actuators and Indicators, Plastic, Round

Actuators and indicators

Version	Color of actuator	DT	Order No.	Price per PU	PU (UNIT, SET, M)	PS*	PG	Weight per PU approx. kg	
Mushroom pushbuttons with holder¹⁾									
	Mushroom pushbuttons, Ø 30 mm	Black	B	3SB30 00-1DA11		1	1 unit	102	0.032
		Red	B	3SB30 00-1DA21		1	1 unit	102	0.032
		Yellow	B	3SB30 00-1DA31		1	1 unit	102	0.032
		Green	B	3SB30 00-1DA41		1	1 unit	102	0.032
	Mushroom pushbuttons, Ø 40 mm	Black	▶	3SB30 00-1GA11		1	1 unit	102	0.033
		Red	▶	3SB30 00-1GA21		1	1 unit	102	0.033
		Yellow	B	3SB30 00-1GA31		1	1 unit	102	0.033
		Green	B	3SB30 00-1GA41		1	1 unit	102	0.033
	Mushroom pushbuttons, Ø 60 mm	Black	B	3SB30 00-1QA11		1	1 unit	102	0.050
		Red	B	3SB30 00-1QA21		1	1 unit	102	0.050
		Yellow	B	3SB30 00-1QA31		1	1 unit	102	0.042
		Green	B	3SB30 00-1QA41		1	1 unit	102	0.050
	Illuminated mushroom pushbuttons, Ø 30 mm Including holder for 3 elements	Yellow	B	3SB30 01-1DA31		1	1 unit	102	0.033
		Green	B	3SB30 01-1DA41		1	1 unit	102	0.033
		White	B	3SB30 01-1DA61		1	1 unit	102	0.034
	Illuminated mushroom pushbuttons, Ø 40 mm Including holder for 3 elements	Yellow	B	3SB30 01-1GA31		1	1 unit	102	0.034
		Green	B	3SB30 01-1GA41		1	1 unit	102	0.034
		White	B	3SB30 01-1GA61		1	1 unit	102	0.034
	Push-pull buttons, Ø 30 mm, latching, with pull-to-unlatch mechanism	Black	B	3SB30 00-1EA11		1	1 unit	102	0.032
		Red ²⁾	B	3SB30 00-1EA21		1	1 unit	102	0.032
	Push-pull buttons, Ø 40 mm, latching, with pull-to-unlatch mechanism	Black	▶	3SB30 00-1CA11		1	1 unit	102	0.033
		Red	▶	3SB30 00-1CA21		1	1 unit	102	0.034
	Push-pull buttons, Ø 60 mm, latching, with pull-to-unlatch mechanism	Red	B	3SB30 00-1RA21		1	1 unit	102	0.050
		Black	B	3SB30 00-1RA11		1	1 unit	102	0.050
	Push-pull buttons, Ø 30 mm, can be illuminated, latching, with pull-to-unlatch mechanism, including holder for 3 elements	Red	B	3SB30 01-1EA21		1	1 unit	102	0.060
		Yellow	B	3SB30 01-1EA31		1	1 unit	102	0.038
		Green	B	3SB30 01-1EA41		1	1 unit	102	0.033
		Blue	B	3SB30 01-1EA51		1	1 unit	102	0.034
		Clear	B	3SB30 01-1EA71		1	1 unit	102	0.033
	Push-pull buttons, Ø 40 mm, can be illuminated, latching, with pull-to-unlatch mechanism, including holder for 3 elements	Red	B	3SB30 01-1CA21		1	1 unit	102	0.035
		Yellow	B	3SB30 01-1CA31		1	1 unit	102	0.034
		Green	B	3SB30 01-1CA41		1	1 unit	102	0.034
		Blue	B	3SB30 01-1CA51		1	1 unit	102	0.034
		Clear	B	3SB30 01-1CA71		1	1 unit	102	0.034









1) Also available without holder. Supplement Order No. with "-Z" and quote order code "B01".

2) Maximum permissible fittings: 3 single-pole and 2 double-pole contact blocks. When using the 3SB39 01-0AB holder, the central command position must not be empty.

* You can order this quantity or a multiple thereof.

3SB3 Pushbutton Units and Indicator Lights, 22 mm Actuators and Indicators, Plastic, Round

Actuators and indicators

Version	Version Lighting	Color of actuator	DT	Order No.	Price per PU	PU (UNIT, SET, M)	PS*	PG	Weight per PU approx. kg
Selector switches with holder¹⁾									
Selector switches with 2 switch positions									
 Non-illuminated	Switching sequence O-I, 50° operating angle, latching 	Non-illuminated	Black ▶	3SB30 00-2KA11		1	1 unit	102	0.028
			Red B	3SB30 00-2KA21		1	1 unit	102	0.029
			Green B	3SB30 00-2KA41		1	1 unit	102	0.028
			White B	3SB30 00-2KA61		1	1 unit	102	0.028
	illuminated including holder for 3 elements	Red B	3SB30 01-2KA21		1	1 unit	102	0.030	
		Yellow B	3SB30 01-2KA31		1	1 unit	102	0.029	
		Green B	3SB30 01-2KA41		1	1 unit	102	0.029	
		Blue B	3SB30 01-2KA51		1	1 unit	102	0.029	
		Clear B	3SB30 01-2KA71		1	1 unit	102	0.029	
 Illuminated	Switching sequence O-I, 50° operating angle, momentary contact type 	Non-illuminated	Black ▶	3SB30 00-2LA11		1	1 unit	102	0.029
			Red B	3SB30 00-2LA21		1	1 unit	102	0.028
			Green B	3SB30 00-2LA41		1	1 unit	102	0.028
			White B	3SB30 00-2LA61		1	1 unit	102	0.028
	illuminated including holder for 3 elements	Red B	3SB30 01-2LA21		1	1 unit	102	0.029	
		Yellow B	3SB30 01-2LA31		1	1 unit	102	0.029	
		Green B	3SB30 01-2LA41		1	1 unit	102	0.029	
		Blue B	3SB30 01-2LA51		1	1 unit	102	0.029	
		Clear B	3SB30 01-2LA71		1	1 unit	102	0.029	
Selector switches with 3 switch positions									
	Switching sequence I-O-II 2 x 50° operating angle, latching	Non-illuminated	Black ▶	3SB30 00-2DA11		1	1 unit	102	0.028
			Red B	3SB30 00-2DA21		1	1 unit	102	0.028
			Green B	3SB30 00-2DA41		1	1 unit	102	0.029
			White B	3SB30 00-2DA61		1	1 unit	102	0.028
	illuminated including holder for 3 elements	Red B	3SB30 01-2DA21		1	1 unit	102	0.030	
		Yellow B	3SB30 01-2DA31		1	1 unit	102	0.029	
		Green B	3SB30 01-2DA41		1	1 unit	102	0.030	
		Blue B	3SB30 01-2DA51		1	1 unit	102	0.029	
		Clear B	3SB30 01-2DA71		1	1 unit	102	0.031	
	Switching sequence I-O-II 2 x 50° operating angle, momentary contact type	Non-illuminated	Black ▶	3SB30 00-2EA11		1	1 unit	102	0.029
			Red B	3SB30 00-2EA21		1	1 unit	102	0.028
			Green B	3SB30 00-2EA41		1	1 unit	102	0.028
			White B	3SB30 00-2EA61		1	1 unit	102	0.028
	illuminated including holder for 3 elements	Red B	3SB30 01-2EA21		1	1 unit	102	0.029	
		Yellow B	3SB30 01-2EA31		1	1 unit	102	0.030	
		Green B	3SB30 01-2EA41		1	1 unit	102	0.030	
		Blue B	3SB30 01-2EA51		1	1 unit	102	0.029	
		Clear B	3SB30 01-2EA71		1	1 unit	102	0.030	
	Switching sequence I-O-II 2 x 50° operating angle, momentary contact type to the left, latching to the right	Non-illuminated	Black ▶	3SB30 00-2GA11		1	1 unit	102	0.028
			Red B	3SB30 00-2GA21		1	1 unit	102	0.029
			Green B	3SB30 00-2GA41		1	1 unit	102	0.028
			White B	3SB30 00-2GA61		1	1 unit	102	0.029
	illuminated including holder for 3 elements	Red B	3SB30 01-2GA21		1	1 unit	102	0.030	
		Yellow B	3SB30 01-2GA31		1	1 unit	102	0.045	
		Green B	3SB30 01-2GA41		1	1 unit	102	0.032	
		Blue B	3SB30 01-2GA51		1	1 unit	102	0.029	
		Clear B	3SB30 01-2GA71		1	1 unit	102	0.030	
	Switching sequence I-O-II 2 x 50° operating angle, momentary contact type to the left, latching to the right	Non-illuminated	Black B	3SB30 00-2FA11		1	1 unit	102	0.028
			Red B	3SB30 00-2FA21		1	1 unit	102	0.029
			Green B	3SB30 00-2FA41		1	1 unit	102	0.030
			White B	3SB30 00-2FA61		1	1 unit	102	0.028
	illuminated including holder for 3 elements	Red B	3SB30 01-2FA21		1	1 unit	102	0.029	
		Yellow B	3SB30 01-2FA31		1	1 unit	102	0.060	
		Green B	3SB30 01-2FA41		1	1 unit	102	0.030	
		Blue C	3SB30 01-2FA51		1	1 unit	102	0.035	
		Clear B	3SB30 01-2FA71		1	1 unit	102	0.030	

1) Also available without holder. Supplement Order No. with "-Z" and quote order code "B01".

* You can order this quantity or a multiple thereof.

3SB3 Pushbutton Units and Indicator Lights, 22 mm Actuators and Indicators, Plastic, Round

Actuators and indicators

Version	Version key-operated switch		DT	Order No.	Price per PU	PU (UNIT, SET, M)	PS*	PG	Weight per PU approx. kg
	Type	Lock No./ color							

Key-operated switches with holder¹⁾

Key-operated switches with 2 keys and 2 switch positions



Switching sequence
O-I,
50° operating angle,
latching



RONIS key-operated switch

Switching sequence
O-I,
50° operating angle,
latching



CES key-operated switch



IKON key-operated switch



BKS key-operated switch



O.M.R. key-operated switch

Switching sequence
O-I,
50° operating angle,
momentary contact
type



	RONIS	SB 30	O+I	B	3SB30 00-4HD11	1	1 unit	102	0.059
			O	B	3SB30 00-4HD01	1	1 unit	102	0.060
			I	B	3SB30 00-4HD21	1	1 unit	102	0.060
	RONIS	SB 30	O+I	▶	3SB30 00-4AD11	1	1 unit	102	0.060
			O	▶	3SB30 00-4AD01	1	1 unit	102	0.060
			I	B	3SB30 00-4AD21	1	1 unit	102	0.060
	CES	SSG 10	O+I	▶	3SB30 00-4LD11	1	1 unit	102	0.139
			O	▶	3SB30 00-4LD01	1	1 unit	102	0.143
			I	B	3SB30 00-4LD21	1	1 unit	102	0.142
	LSG 1	O+I	O	B	3SB30 00-4LF01	1	1 unit	102	0.140
			O	B	3SB30 00-4LF11	1	1 unit	102	0.144
	CES with key monitoring ²⁾	SSG 10	O	C	3SB30 00-4LD05	1	1 unit	102	0.160
	IKON	360012 K1	O+I	B	3SB30 00-5LD11	1	1 unit	102	0.150
			O	B	3SB30 00-5LD01	1	1 unit	102	0.150
	BKS	S1	O+I	B	3SB30 00-5AD11	1	1 unit	102	0.136
			O	B	3SB30 00-5AD01	1	1 unit	102	0.140
			I	B	3SB30 00-5AD21	1	1 unit	102	0.140
	E1 for VW ³⁾	O+I	O	B	3SB30 00-5AE01	1	1 unit	102	0.125
			O	B	3SB30 00-5AE11	1	1 unit	102	0.128
	E2 for VW ³⁾	O+I	O	B	3SB30 00-5AE21	1	1 unit	102	0.125
			O	B	3SB30 00-5AE31	1	1 unit	102	0.129
	E7 for VW ³⁾	O+I	O	B	3SB30 00-5AE41	1	1 unit	102	0.124
			O	B	3SB30 00-5AE51	1	1 unit	102	0.128
	E9 for VW ³⁾	O+I	O	B	3SB30 00-5AE61	1	1 unit	102	0.125
			O	B	3SB30 00-5AE71	1	1 unit	102	0.127
	O.M.R. ⁴⁾	73038 Light blue	O+I	B	3SB30 00-3AG11	1	1 unit	102	0.128
			O	B	3SB30 00-3AG01	1	1 unit	102	0.126
		73037 Red	O+I	B	3SB30 00-3AH11	1	1 unit	102	0.125
			O	B	3SB30 00-3AH01	1	1 unit	102	0.126
			I	B	3SB30 00-3AH21	1	1 unit	102	0.125
		73034 Black	O+I	B	3SB30 00-3AJ11	1	1 unit	102	0.127
			O	B	3SB30 00-3AJ01	1	1 unit	102	0.125
		73033 Yellow	O+I	B	3SB30 00-3AK11	1	1 unit	102	0.125
			O	B	3SB30 00-3AK01	1	1 unit	102	0.125
	RONIS	SB 30	O	▶	3SB30 00-4BD01	1	1 unit	102	0.060
	CES	SSG 10	O	▶	3SB30 00-4MD01	1	1 unit	102	0.143
	LSG 1	O	O	B	3SB30 00-4MF11	1	1 unit	102	0.144
	IKON	360012 K1	O	B	3SB30 00-5MD01	1	1 unit	102	0.150
	BKS	S1	O	B	3SB30 00-5BD01	1	1 unit	102	0.141
	O.M.R. ⁴⁾	73038 Light blue	O	B	3SB30 00-3BG01	1	1 unit	102	0.128
		73037 Red	O	B	3SB30 00-3BH01	1	1 unit	102	0.127
		73034 Black	O	B	3SB30 00-3BJ01	1	1 unit	102	0.127
		73033 Yellow	O	B	3SB30 00-3BK01	1	1 unit	102	0.126

For special locks, see page 9/66.

1) Also available without holder. Supplement Order No. with "-Z" and quote order code "B01".

2) Middle contact block can be fitted with only one pole.

3) Supplied without the key.

4) In accordance with FIAT standards; also available for other users.

3SB3 Pushbutton Units and Indicator Lights, 22 mm Actuators and Indicators, Plastic, Round

Actuators and indicators

Version	Version key-operated switch			DT	Order No.	Price per PU	PU (UNIT, SET, M)	PS*	PG	Weight per PU approx. kg
	Type	Lock No./ color	Key removal position							

Key-operated switches with holder¹⁾

Key-operated switch with 2 keys and 3 switch positions

Switching sequence I-O-II
2 x 50° operating angle, latching



RONIS	SB 30	I+O+II	B	3SB30 00-4DD11	1	1 unit	102	0.060		
		O	B	3SB30 00-4DD01	1	1 unit	102	0.060		
		I+II	B	3SB30 00-4DD41	1	1 unit	102	0.060		
		I	B	3SB30 00-4DD21	1	1 unit	102	0.060		
		II	B	3SB30 00-4DD31	1	1 unit	102	0.060		
CES	SSG 10	I+O+II	B	3SB30 00-4PD11	1	1 unit	102	0.140		
		O	B	3SB30 00-4PD01	1	1 unit	102	0.144		
		I+II	B	3SB30 00-4PD41	1	1 unit	102	0.142		
		I	B	3SB30 00-4PD21	1	1 unit	102	0.144		
		II	B	3SB30 00-4PD31	1	1 unit	102	0.144		
CES with key monitoring	SSG 10	O	C	3SB30 00-4PD05	1	1 unit	102	0.160		
		2)								
IKON	360012 K1	I+O+II	B	3SB30 00-5PD11	1	1 unit	102	0.149		
BKS	S1	I+O+II	B	3SB30 00-5DD11	1	1 unit	102	0.136		
		O	B	3SB30 00-5DD01	1	1 unit	102	0.141		
		II	C	3SB30 00-5DD31	1	1 unit	102	0.137		
O.M.R. ³⁾	73038	Light blue	I+O+II	B	3SB30 00-3DG11	1	1 unit	102	0.125	
		O	B	3SB30 00-3DG01	1	1 unit	102	0.127		
		O+I	B	3SB30 00-3DG51	1	1 unit	102	0.125		
73037	Red	I+O+II	B	3SB30 00-3DH11	1	1 unit	102	0.127		
		O	B	3SB30 00-3DH01	1	1 unit	102	0.125		
		O+I	B	3SB30 00-3DH51	1	1 unit	102	0.125		
73034	Black	I+O+II	B	3SB30 00-3DJ11	1	1 unit	102	0.126		
		O	B	3SB30 00-3DJ01	1	1 unit	102	0.128		
73033	Yellow	I+O+II	B	3SB30 00-3DK11	1	1 unit	102	0.125		
		O	C	3SB30 00-3DK01	1	1 unit	102	0.128		
Switching sequence I-O-II	RONIS	SB 30	O	B	3SB30 00-4ED01	1	1 unit	102	0.060	
2 x 50° operating angle, momentary contact type	CES	SSG 10	O	B	3SB30 00-4QD01	1	1 unit	102	0.144	
	IKON	360012 K1	O	B	3SB30 00-5QD01	1	1 unit	102	0.153	
Diagram	BKS	S1	O	B	3SB30 00-5ED01	1	1 unit	102	0.140	
	O.M.R. ³⁾	73038	Light blue	O	B	3SB30 00-3EG01	1	1 unit	102	0.130
73037			Red	O	B	3SB30 00-3EH01	1	1 unit	102	0.123
73034			Black	O	B	3SB30 00-3EJ01	1	1 unit	102	0.128
73033	Yellow	O	B	3SB30 00-3EK01	1	1 unit	102	0.128		

For special locks, see page 9/66.

- 1) Also available without holder. Supplement Order No. with "-Z" and quote order code "B01".
- 2) Middle contact block can be fitted with only one pole.
- 3) In accordance with FIAT standards; also available for other users.

3SB3 Pushbutton Units and Indicator Lights, 22 mm Actuators and Indicators, Plastic, Round

Actuators and indicators

Version	Version key-operated switch			DT	Order No.	Price per PU	PU (UNIT, SET, M)	PS*	PG	Weight per PU approx. kg
	Type	Lock No./ color	Key removal position							

Key-operated switches with holder¹⁾

Key-operated switches with 2 keys and 3 switch positions



RONIS key-operated switch

Switching sequence I-O-II
2 x 50° operating angle, momentary contact type to the left, latching to the right



RONIS	SB 30	O + II	B	3SB30 00-4GD61	1	1 unit	102	0.060
		O	B	3SB30 00-4GD01	1	1 unit	102	0.061
		II	B	3SB30 00-4GD31	1	1 unit	102	0.061
CES	SSG 10	O + II	B	3SB30 00-4SD61	1	1 unit	102	0.142
		O	B	3SB30 00-4SD01	1	1 unit	102	0.144
		II	B	3SB30 00-4SD31	1	1 unit	102	0.144
BKS	S1	O	B	3SB30 00-5GD01	1	1 unit	102	0.141



CES key-operated switch

Switching sequence I-O-II
2 x 50° operating angle, momentary contact type to the left, latching to the right



RONIS	SB 30	O+I	B	3SB30 00-4FD51	1	1 unit	102	0.060
		O	B	3SB30 00-4FD01	1	1 unit	102	0.061
		I	B	3SB30 00-4FD21	1	1 unit	102	0.061
CES	SSG 10	O+I	B	3SB30 00-4RD51	1	1 unit	102	0.143
		O	B	3SB30 00-4RD01	1	1 unit	102	0.144
		I	B	3SB30 00-4RD21	1	1 unit	102	0.144
IKON	350012 K1	O+I	B	3SB30 00-5RD51	1	1 unit	102	0.155
		O+I	B	3SB30 00-5FD51	1	1 unit	102	0.137
		O	B	3SB30 00-5FD01	1	1 unit	102	0.141
BKS	S1	I	B	3SB30 00-5FD21	1	1 unit	102	0.141



IKON key-operated switch



BKS key-operated switch



O.M.R. key-operated switch

O.M.R. ²⁾	73038 Light blue	O	B	3SB30 00-3FG01	1	1 unit	102	0.126
		I	C	3SB30 00-3FG21	1	1 unit	102	0.126
	73034 Black	I	B	3SB30 00-3FJ21	1	1 unit	102	0.127










For special locks, see page 9/66.

1) Also available without holder. Supplement Order No. with "-Z" and quote order code "B01".

2) In accordance with FIAT standards; also available for other users.

3SB3 Pushbutton Units and Indicator Lights, 22 mm Actuators and Indicators, Plastic, Round

Actuators and indicators

Version	Color of actuator	Approval	DT	Order No.	Price per PU	PU (UNIT, SET, M)	PS*	PG	Weight per PU approx. kg
EMERGENCY-STOP commanding devices acc. to ISO 13850/EN 418 and IEC 60947-5-5 with holder¹⁾²⁾. Can also be used with 3TK28 safety combinations									
	Red		B	3SB30 00-1FA20		1	1 unit	102	0.048
Mushroom diameter 32 mm	EMERGENCY-STOP mushroom pushbuttons, Ø 32 mm, with positive latching acc. to EN 418, with rotate-to-unlatch mechanism								
	Red		▶	3SB30 00-1HA20		1	1 unit	102	0.055
Mushroom diameter 40 mm, rotate-to-unlatch mechanism	EMERGENCY-STOP mushroom pushbuttons, Ø 40 mm, with positive latching acc. to EN 418, with rotate-to-unlatch mechanism								
	Red		B	3SB30 00-1TA20		1	1 unit	102	0.058
Mushroom diameter 40 mm, pull-to-unlatch mechanism	EMERGENCY-STOP mushroom pushbuttons, Ø 40 mm, with positive latching acc. to EN 418, with pull-to-unlatch mechanism								
	Red		B	3SB30 00-1AA20		1	1 unit	102	0.081
Mushroom diameter 40 mm, pull-to-unlatch mechanism	EMERGENCY-STOP mushroom pushbuttons, Ø 60 mm, with positive latching acc. to EN 418, with rotate-to-unlatch mechanism								
	Red		B	3SB30 00-1BA20		1	1 unit	102	0.086
Mushroom diameter 60 mm	EMERGENCY-STOP mushroom pushbuttons, Ø 40 mm, with RONIS key-operated switch, lock No. SB 30, with positive latching acc. to EN 418, unlocking only possible using key								
	Red		B	3SB30 00-1KA20		1	1 unit	102	0.114
Mushroom diameter 60 mm	EMERGENCY-STOP mushroom pushbuttons, Ø 40 mm, with CES key-operated switch, lock No. SSG 10, with positive latching acc. to EN 418, unlocking only possible using key								
	Red		B	3SB30 00-1LA20		1	1 unit	102	0.112
Mushroom diameter 40 mm, with key-operated switch	EMERGENCY-STOP mushroom pushbuttons, Ø 40 mm, with BKS key-operated switch, lock No. S1, with positive latching acc. to EN 418, unlocking only possible using key								
	Red		B	3SB30 00-1MA20		1	1 unit	102	0.120
Mushroom diameter 40 mm, with key-operated switch	EMERGENCY-STOP mushroom pushbuttons, Ø 40 mm, with O.M.R. key-operated switch, lock No. 73037, with positive latching acc. to EN 418, unlocking only possible using key								

For special locks, see page 9/66.



1) Also available without holder. Supplement Order No. with "-Z" and quote order code "B01".

2) The yellow backing plates must be ordered separately, see Accessories.

* You can order this quantity or a multiple thereof.

3SB3 Pushbutton Units and Indicator Lights, 22 mm Actuators and Indicators, Plastic, Round

Actuators and indicators

Version	Color of lens	DT	Order No.	Price per PU	PU (UNIT, SET, M)	PS*	PG	Weight per PU approx. kg	
Signaling elements with holder¹⁾									
	Indicator lights With smooth lens ²⁾	Red	▶	3SB30 01-6AA20		1	1 unit	102	0.023
		Yellow	B	3SB30 01-6AA30		1	1 unit	102	0.023
		Green	▶	3SB30 01-6AA40		1	1 unit	102	0.022
		Blue	B	3SB30 01-6AA50		1	1 unit	102	0.022
		White	B	3SB30 01-6AA60		1	1 unit	102	0.023
		Clear	▶	3SB30 01-6AA70		1	1 unit	102	0.022
	Indicator lights With lens with concentric rings ²⁾	Red	B	3SB30 01-6BA20		1	1 unit	102	0.022
		Yellow	B	3SB30 01-6BA30		1	1 unit	102	0.023
		Green	B	3SB30 01-6BA40		1	1 unit	102	0.023
		Blue	B	3SB30 01-6BA50		1	1 unit	102	0.023
		White	B	3SB30 01-6BA60		1	1 unit	102	0.023
		Clear	B	3SB30 01-6BA70		1	1 unit	102	0.022
	Acoustic signaling devices, IP40³⁾ For acoustic signal transformer 24 V DC ⁴⁾	Black	B	3SB30 00-7AA10		1	1 unit	102	0.024

1) Also available without holder. Supplement Order No. with "-Z" and quote order code "B01".

2) Inscription is possible by inserting a label.

3) For acoustic signaling devices, IP65, see Complete Units.

4) To order 3SB1902-2BN acoustic signal transformers separately, see Accessories.
The 3SB34 00-1A lampholder is also required.

3SB3 Pushbutton Units and Indicator Lights, 22 mm Actuators and Indicators, Plastic, Round

Actuators and indicators

Version	Inscriptions	Color of actuator	DT	Order No.	Price per PU	PU (UNIT, SET, M)	PS*	PG	Weight per PU approx. kg
---------	--------------	-------------------	----	-----------	--------------	-------------------	-----	----	--------------------------

Twin pushbuttons with holder¹⁾



Twin pushbutton with flat buttons

Twin pushbuttons, with flat buttons	I/O ²⁾	Green/Red	B	3SB31 00-8AC21		1	1 unit	102	0.032
	I/O ²⁾	White/Black	B	3SB31 00-8AC31		1	1 unit	102	0.032
Twin pushbuttons, with flat and raised button	I/O ²⁾	Green/Red	B	3SB31 00-8CC21		1	1 unit	102	0.032
	I/O ²⁾	White/Black	B	3SB31 00-8CC31		1	1 unit	102	0.032



Twin pushbutton with indicator light, with flat and raised buttons

Twin pushbuttons with indicator light, with flat buttons, including holder for 3 elements	I/O ²⁾	Green/Red	B	3SB31 01-8BC21		1	1 unit	102	0.033
	I/O ²⁾	White/Black	B	3SB31 01-8BC31		1	1 unit	102	0.033
Twin pushbuttons with indicator light, with flat and raised buttons, including holder for 3 elements	I/O ²⁾	Green/Red	B	3SB31 01-8DC21		1	1 unit	102	0.033
	I/O ²⁾	White/Black	B	3SB31 01-8DC31		1	1 unit	102	0.033

1) Also available without holder. Supplement Order No. with "-Z" and quote order code "B01".

2) Black inscription for green, red and white buttons; white inscription on black button.

Version	Use	DT	Order No.	Price per PU	PU (UNIT, SET, M)	PS*	PG	Weight per PU approx. kg
---------	-----	----	-----------	--------------	-------------------	-----	----	--------------------------



Label holder

Label holders 70 mm x 30 mm For labeling plate 12.5 mm x 27 mm ¹⁾	Twin push-buttons	B	3SB39 22-0AY		100	5 units	102	0.200
---	-------------------	---	---------------------	--	-----	---------	-----	-------



Protective cap



Protective caps, clear Silicone, for degree of protection IP67	Twin push-buttons with flat buttons	B	3SB39 21-0AQ		1	1 unit	102	0.004
---	-------------------------------------	---	---------------------	--	---	--------	-----	-------

1) For labeling plates, see pages 9/72 and 9/73.

3SB3 Pushbutton Units and Indicator Lights, 22 mm Actuators and Indicators, Plastic, Square

Complete units

Selection and ordering data

Version	Rated voltage of lamp	Color of actuator	Contacts for front plate mounting	DT	Screw connection		PU (UNIT, SET, M)	PS*	PG	Weight per PU approx.	
					Order No.	Price per PU					
V											
 Pushbutton	Pushbuttons with flat button	Black	1 NO	B	3SB33 02-0AA11		1	1 unit	102	0.039	
		Black	1 NC	B	3SB33 03-0AA11		1	1 unit	102	0.039	
		Red	1 NC	B	3SB33 03-0AA21		1	1 unit	102	0.040	
		Yellow	1 NO	B	3SB33 02-0AA31		1	1 unit	102	0.039	
		Green	1 NO	B	3SB33 02-0AA41		1	1 unit	102	0.039	
		Blue	1 NO	B	3SB33 02-0AA51		1	1 unit	102	0.039	
		White	1 NO	B	3SB33 02-0AA61		1	1 unit	102	0.040	
		Black	1 NO + 1 NC	B	3SB33 01-0AA11		1	1 unit	102	0.046	
		Red	1 NO + 1 NC	B	3SB33 01-0AA21		1	1 unit	102	0.046	
		Yellow	1 NO + 1 NC	B	3SB33 01-0AA31		1	1 unit	102	0.047	
		Green	1 NO + 1 NC	B	3SB33 01-0AA41		1	1 unit	102	0.046	
		Blue	1 NO + 1 NC	C	3SB33 01-0AA51		1	1 unit	102	0.046	
		White	1 NO + 1 NC	B	3SB33 01-0AA61		1	1 unit	102	0.046	
	 Illuminated pushbutton	Illuminated pushbuttons with flat button With integral LED	Red ¹⁾	1 NC	B	3SB33 46-0AA21		1	1 unit	102	0.050
Yellow ¹⁾			1 NO	B	3SB33 45-0AA31		1	1 unit	102	0.050	
Green ¹⁾			1 NO	B	3SB33 45-0AA41		1	1 unit	102	0.050	
Blue ¹⁾			1 NO	B	3SB33 45-0AA51		1	1 unit	102	0.050	
White			1 NO	B	3SB33 45-0AA61		1	1 unit	102	0.050	
Clear ¹⁾			1 NO	B	3SB33 45-0AA71		1	1 unit	102	0.050	
		Red ¹⁾	1 NO + 1 NC	B	3SB33 47-0AA21		1	1 unit	102	0.056	
		Yellow ¹⁾	1 NO + 1 NC	B	3SB33 47-0AA31		1	1 unit	102	0.057	
		Green ¹⁾	1 NO + 1 NC	B	3SB33 47-0AA41		1	1 unit	102	0.057	
		Blue ¹⁾	1 NO + 1 NC	B	3SB33 47-0AA51		1	1 unit	102	0.056	
		White	1 NO + 1 NC	B	3SB33 47-0AA61		1	1 unit	102	0.057	
		Clear ¹⁾	1 NO + 1 NC	B	3SB33 47-0AA71		1	1 unit	102	0.057	
Illuminated pushbuttons with flat button With integral LED		24 AC/DC	Red ¹⁾	1 NC	B	3SB33 54-0AA21		1	1 unit	102	0.050
			Yellow ¹⁾	1 NO	C	3SB33 53-0AA31		1	1 unit	102	0.050
	Green ¹⁾		1 NO	B	3SB33 53-0AA41		1	1 unit	102	0.050	
	Blue ¹⁾		1 NO	C	3SB33 53-0AA51		1	1 unit	102	0.050	
	White		1 NO	B	3SB33 53-0AA61		1	1 unit	102	0.050	
	Clear ¹⁾		1 NO	B	3SB33 53-0AA71		1	1 unit	102	0.050	
		Red ¹⁾	1 NO + 1 NC	B	3SB33 55-0AA21		1	1 unit	102	0.058	
		Yellow ¹⁾	1 NO + 1 NC	C	3SB33 55-0AA31		1	1 unit	102	0.057	
		Green ¹⁾	1 NO + 1 NC	B	3SB33 55-0AA41		1	1 unit	102	0.057	
		Blue ¹⁾	1 NO + 1 NC	C	3SB33 55-0AA51		1	1 unit	102	0.057	
		White	1 NO + 1 NC	C	3SB33 55-0AA61		1	1 unit	102	0.057	
		Clear ¹⁾	1 NO + 1 NC	B	3SB33 55-0AA71		1	1 unit	102	0.057	
	Illuminated pushbuttons with flat button with BA 9s lampholder, without lamp	230 AC	Red ¹⁾	1 NC	B	3SB33 07-0AA21		1	1 unit	102	0.050
			Yellow ¹⁾	1 NO	B	3SB33 06-0AA31		1	1 unit	102	0.049
Green ¹⁾			1 NO	B	3SB33 06-0AA41		1	1 unit	102	0.049	
Blue ¹⁾			1 NO	B	3SB33 06-0AA51		1	1 unit	102	0.049	
White			1 NO	B	3SB33 06-0AA61		1	1 unit	102	0.049	
Clear ¹⁾			1 NO	B	3SB33 06-0AA71		1	1 unit	102	0.049	
		Red ¹⁾	1 NO + 1 NC	B	3SB33 05-0AA21		1	1 unit	102	0.056	
		Yellow ¹⁾	1 NO + 1 NC	B	3SB33 05-0AA31		1	1 unit	102	0.054	
		Green ¹⁾	1 NO + 1 NC	B	3SB33 05-0AA41		1	1 unit	102	0.056	
		Blue ¹⁾	1 NO + 1 NC	B	3SB33 05-0AA51		1	1 unit	102	0.056	
		White	1 NO + 1 NC	B	3SB33 05-0AA61		1	1 unit	102	0.056	
		Clear ¹⁾	1 NO + 1 NC	B	3SB33 05-0AA71		1	1 unit	102	0.056	

1) Inscription is possible by inserting a label

3SB3 Pushbutton Units and Indicator Lights, 22 mm Actuators and Indicators, Plastic, Square

Complete units

Version	Color of actuator	Contacts for front plate mounting	DT	Screw connection	PU (UNIT, SET, M)	PS*	PG	Weight per PU approx.
				Order No.	Price per PU			kg

EMERGENCY-STOP commanding devices acc. to ISO 13850/EN 418, with yellow name plate, Ø 80 mm, labeled¹⁾. Can also be used with 3TK28 safety combinations



EMERGENCY-STOP mushroom push-buttons, Ø 40 mm, with positive latching function, with rotate-to-unlatch mechanism

Red 1 NC →²⁾ B
1 NO + 1 NC →²⁾ B

				3SB33 03-1HA20		1	1 unit	102	0.072
				3SB33 01-1HA20		1	1 unit	102	0.080

EMERGENCY-STOP mushroom pushbutton

- 1) Inscription "EMERGENCY STOP".
- 2) Positive opening according to IEC 60947-5-1, Appendix K.

Version	Rated voltage of lamp	Color of lens	DT	Screw connection	PU (UNIT, SET, M)	PS*	PG	Weight per PU approx.
	V			Order No.	Price per PU			kg







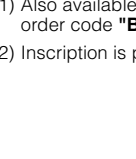

Indicator light

Indicator lights With integral LED	24 AC/DC	Red	B	3SB33 44-6AA20		1	1 unit	102	0.039
		Yellow	B	3SB33 44-6AA30		1	1 unit	102	0.039
		Green	B	3SB33 44-6AA40		1	1 unit	102	0.039
		Blue	B	3SB33 44-6AA50		1	1 unit	102	0.039
		White	B	3SB33 44-6AA60		1	1 unit	102	0.039
		Clear	B	3SB33 44-6AA70		1	1 unit	102	0.039
Indicator lights With integral LED	230 AC	Red	B	3SB33 52-6AA20		1	1 unit	102	0.039
		Yellow	B	3SB33 52-6AA30		1	1 unit	102	0.039
		Green	B	3SB33 52-6AA40		1	1 unit	102	0.039
		Blue	B	3SB33 52-6AA50		1	1 unit	102	0.040
		White	B	3SB33 52-6AA60		1	1 unit	102	0.040
		Clear	B	3SB33 52-6AA70		1	1 unit	102	0.040
Indicator lights With BA 9s lampholder (without lamp)	--	Red	B	3SB33 04-6AA20		1	1 unit	102	0.039
		Yellow	B	3SB33 04-6AA30		1	1 unit	102	0.039
		Green	B	3SB33 04-6AA40		1	1 unit	102	0.038
		Blue	B	3SB33 04-6AA50		1	1 unit	102	0.038
		White	B	3SB33 04-6AA60		1	1 unit	102	0.038
		Clear	B	3SB33 04-6AA70		1	1 unit	102	0.038

3SB3 Pushbutton Units and Indicator Lights, 22 mm Actuators and Indicators, Plastic, Square

Actuators and indicators

Selection and ordering data









Version	Color of actuator	DT	Order No.	Price per PU	PU (UNIT, SET, M)	PS*	PG	Weight per PU approx. kg
Pushbuttons and switches with holder¹⁾								
 Pushbutton	Pushbuttons with flat button	Black	B	3SB31 10-0AA11		1	1 unit	102 0.024
		Red	B	3SB31 10-0AA21		1	1 unit	102 0.024
		Yellow	B	3SB31 10-0AA31		1	1 unit	102 0.024
		Green	B	3SB31 10-0AA41		1	1 unit	102 0.024
		Blue	B	3SB31 10-0AA51		1	1 unit	102 0.024
		White	B	3SB31 10-0AA61		1	1 unit	102 0.024
		Clear ²⁾	B	3SB31 10-0AA71		1	1 unit	102 0.024
 Illuminated pushbutton	Pushbuttons with raised front ring (height 13 mm)	Black	B	3SB31 10-0AA12		1	1 unit	102 0.027
		Red	B	3SB31 10-0AA22		1	1 unit	102 0.033
		White	B	3SB31 10-0AA62		1	1 unit	102 0.026
 Illuminated pushbutton	Pushbuttons with raised front ring castellated (height 13 mm)	Black	C	3SB31 10-0AA13		1	1 unit	102 0.026
		Yellow	C	3SB31 10-0AA33		1	1 unit	102 0.027
		Green	C	3SB31 10-0AA43		1	1 unit	102 0.026
 Illuminated pushbutton	Illuminated pushbuttons with flat button Including holder for 3 elements	Red ²⁾	B	3SB31 11-0AA21		1	1 unit	102 0.025
		Yellow ²⁾	B	3SB31 11-0AA31		1	1 unit	102 0.025
		Green ²⁾	B	3SB31 11-0AA41		1	1 unit	102 0.025
		Blue ²⁾	B	3SB31 11-0AA51		1	1 unit	102 0.025
		White	B	3SB31 11-0AA61		1	1 unit	102 0.025
		Clear ²⁾	B	3SB31 11-0AA71		1	1 unit	102 0.025
	 Pressure switch	Pushbuttons latching, with flat button, unlatches by pressing again	Black	B	3SB31 10-0DA11		1	1 unit
		Red	B	3SB31 10-0DA21		1	1 unit	102 0.024
		Yellow	B	3SB31 10-0DA31		1	1 unit	102 0.025
		Green	B	3SB31 10-0DA41		1	1 unit	102 0.024
		Blue	C	3SB31 10-0DA51		1	1 unit	102 0.024
 Illuminated pushbutton	Illuminated pushbuttons, latching, with flat button Including holder for 3 elements, unlatching by pressing again	Red ²⁾	B	3SB31 11-0DA21		1	1 unit	102 0.025
		Yellow ²⁾	B	3SB31 11-0DA31		1	1 unit	102 0.060
		Green ²⁾	B	3SB31 11-0DA41		1	1 unit	102 0.025
		Blue ²⁾	B	3SB31 11-0DA51		1	1 unit	102 0.025
		White	B	3SB31 11-0DA61		1	1 unit	102 0.025
	Clear ²⁾	B	3SB31 11-0DA71		1	1 unit	102 0.025	

1) Also available without holder. Supplement Order No. with "-Z" and quote order code "B01".

2) Inscription is possible by inserting a label.

3SB3 Pushbutton Units and Indicator Lights, 22 mm Actuators and Indicators, Plastic, Square

Actuators and indicators

Version	Illumination	Color of actuator	DT	Order No.	Price per PU	PU (UNIT, SET, M)	PS*	PG	Weight per PU approx. kg	
Selector switches with holder¹⁾										
 Selector switch	Selector switches with 2 switch positions									
	Switching sequence O-I, 50° operating angle, latching 	Non-illuminated	Black	B	3SB31 10-2KA11		1	1 unit	102	0.030
			Red	B	3SB31 10-2KA21		1	1 unit	102	0.030
			Green	B	3SB31 10-2KA41		1	1 unit	102	0.029
			White	B	3SB31 10-2KA61		1	1 unit	102	0.030
				B						
	holder for 3 elements	Illuminated	Red	B	3SB31 11-2KA21		1	1 unit	102	0.031
			Yellow	B	3SB31 11-2KA31		1	1 unit	102	0.031
			Green	B	3SB31 11-2KA41		1	1 unit	102	0.031
			Blue	B	3SB31 11-2KA51		1	1 unit	102	0.031
			Clear	B	3SB31 11-2KA71		1	1 unit	102	0.031
	Switching sequence O-I, 50° operating angle, momentary contact type 	Non-illuminated	Black	B	3SB31 10-2LA11		1	1 unit	102	0.030
			Red	C	3SB31 10-2LA21		1	1 unit	102	0.030
			Green	C	3SB31 10-2LA41		1	1 unit	102	0.029
White			C	3SB31 10-2LA61		1	1 unit	102	0.030	
			C							
holder for 3 elements		Illuminated	Red	B	3SB31 11-2LA21		1	1 unit	102	0.031
			Yellow	C	3SB31 11-2LA31		1	1 unit	102	0.031
			Green	C	3SB31 11-2LA41		1	1 unit	102	0.032
			Blue	C	3SB31 11-2LA51		1	1 unit	102	0.031
			Clear	B	3SB31 11-2LA71		1	1 unit	102	0.031
 Selector switch, illuminated	Selector switches with 3 switch positions									
	Switching sequence I-O-II 2 x 50° operating angle, latching 	Non-illuminated	Black	B	3SB31 10-2DA11		1	1 unit	102	0.031
			Red	B	3SB31 10-2DA21		1	1 unit	102	0.030
			Green	C	3SB31 10-2DA41		1	1 unit	102	0.030
			White	C	3SB31 10-2DA61		1	1 unit	102	0.030
				C						
	holder for 3 elements	Illuminated	Red	B	3SB31 11-2DA21		1	1 unit	102	0.030
			Yellow	B	3SB31 11-2DA31		1	1 unit	102	0.030
			Green	B	3SB31 11-2DA41		1	1 unit	102	0.031
			Blue	C	3SB31 11-2DA51		1	1 unit	102	0.035
			Clear	B	3SB31 11-2DA71		1	1 unit	102	0.031
	Switching sequence I-O-II 2 x 50° operating angle, momentary contact type 	Non-illuminated	Black	B	3SB31 10-2EA11		1	1 unit	102	0.030
			Red	B	3SB31 10-2EA21		1	1 unit	102	0.030
			Green	C	3SB31 10-2EA41		1	1 unit	102	0.030
White			C	3SB31 10-2EA61		1	1 unit	102	0.030	
			C							
holder for 3 elements		Illuminated	Red	C	3SB31 11-2EA21		1	1 unit	102	0.031
			Yellow	C	3SB31 11-2EA31		1	1 unit	102	0.026
			Green	B	3SB31 11-2EA41		1	1 unit	102	0.031
			Blue	C	3SB31 11-2EA51		1	1 unit	102	0.031
			Clear	B	3SB31 11-2EA71		1	1 unit	102	0.031
Switching sequence I-O-II 2 x 50° operating angle, momentary contact type to the left, latching to the right 	Non-illuminated	Black	B	3SB31 10-2GA11		1	1 unit	102	0.030	
		Green	C	3SB31 10-2GA41		1	1 unit	102	0.030	
		White	B	3SB31 10-2GA61		1	1 unit	102	0.037	
Switching sequence I-O-II 2 x 50° operating angle, latching to the left, momentary contact type to the right 	Non-illuminated	Black	B	3SB31 10-2FA11		1	1 unit	102	0.033	
		Red	C	3SB31 10-2FA21		1	1 unit	102	0.032	
		Green	B	3SB31 10-2FA41		1	1 unit	102	0.050	

1) Also available without holder. Supplement Order No. with "-Z" and quote order code "B01".

* You can order this quantity or a multiple thereof.

3SB3 Pushbutton Units and Indicator Lights, 22 mm Actuators and Indicators, Plastic, Square

Actuators and indicators

Version	Version key-operated switch			DT	Order No.	Price per PU	PU (UNIT, SET, M)	PS*	PG	Weight per PU approx. kg
	Type	Lock No./ color	Key removal position							

Key-operated switches with holder¹⁾



RONIS key-operated switch

Key-operated switches with 2 keys and 2 switch positions

Switching sequence O-I, 50° operating angle, latching



RONIS	SB 30	O+I	B	3SB31 10-4AD11	1	1 unit	102	0.061
		O	B	3SB31 10-4AD01	1	1 unit	102	0.061
		I	B	3SB31 10-4AD21	1	1 unit	102	0.061
CES	SSG 10	O+I	B	3SB31 10-4LD11	1	1 unit	102	0.141
		O	B	3SB31 10-4LD01	1	1 unit	102	0.144
		I	B	3SB31 10-4LD21	1	1 unit	102	0.145
	LSG 1	O	C	3SB31 10-4LF01	1	1 unit	102	0.140
IKON	360012 K1	O	B	3SB31 10-5LD01	1	1 unit	102	0.151
BKS	S1	O+I	B	3SB31 10-5AD11	1	1 unit	102	0.140
		O	B	3SB31 10-5AD01	1	1 unit	102	0.143
	E1 for VW ²⁾	O+I	C	3SB31 10-5AE01	1	1 unit	102	0.125
	E2 for VW ²⁾	O	B	3SB31 10-5AE31	1	1 unit	102	0.130
	E7 for VW ²⁾	O+I	B	3SB31 10-5AE41	1	1 unit	102	0.126
		O	B	3SB31 10-5AE51	1	1 unit	102	0.128
	E9 for VW ²⁾	O	B	3SB31 10-5AE71	1	1 unit	102	0.130
O.M.R. ³⁾	73038 Light blue	O+I	B	3SB31 10-3AG11	1	1 unit	102	0.128
		O	B	3SB31 10-3AG01	1	1 unit	102	0.129
	73037 Red	O+I	B	3SB31 10-3AH11	1	1 unit	102	0.135
		O	B	3SB31 10-3AH01	1	1 unit	102	0.127
	73034 Black	O+I	B	3SB31 10-3AJ11	1	1 unit	102	0.127
O		B	3SB31 10-3AJ01	1	1 unit	102	0.129	
73033 Yellow	O+I	B	3SB31 10-3AK11	1	1 unit	102	0.126	
	O	B	3SB31 10-3AK01	1	1 unit	102	0.129	
RONIS	SB 30	O	B	3SB31 10-4BD01	1	1 unit	102	0.061
CES	SSG 10	O	B	3SB31 10-4MD01	1	1 unit	102	0.145
IKON	360012 K1	O	C	3SB31 10-5MD01	1	1 unit	102	0.151
BKS	S1	O	C	3SB31 10-5BD01	1	1 unit	102	0.142
O.M.R. ³⁾	73034 Black	O	B	3SB31 10-3BJ01	1	1 unit	102	0.127



CES key-operated switch



O.M.R. key-operated switch

Switching sequence O-I, 50° operating angle, momentary contact type



For special locks, see page 9/66.

- 1) Also available without holder. Supplement Order No. with "-Z" and quote order code "B01".
- 2) Supplied without the key.
- 3) In accordance with FIAT standards; also available for other users.

3SB3 Pushbutton Units and Indicator Lights, 22 mm Actuators and Indicators, Plastic, Square

Actuators and indicators

Version	Version key-operated switch			DT	Order No.	Price per PU	PU (UNIT, SET, M)	PS*	PG	Weight per PU approx. kg
	Type	Lock No./ color	Key removal position							

Key-operated switches with holder¹⁾

Key-operated switches with 2 keys and 3 switch positions



Switching sequence I-O-II 2 x 50° operating angle, latching	RONIS	SB 30	I+O+II	B	3SB31 10-4DD11	1	1 unit	102	0.062
			O	B	3SB31 10-4DD01	1	1 unit	102	0.062
			I+II	B	3SB31 10-4DD41	1	1 unit	102	0.061
CES	SSG 10	I+O+II	O	B	3SB31 10-4PD11	1	1 unit	102	0.142
					3SB31 10-4PD01	1	1 unit	102	0.145
O.M.R. ²⁾	73037	Red	O	C	3SB31 10-3DH01	1	1 unit	102	0.127
					73034	Black	I+O+II	C	3SB31 10-3DJ11



Switching sequence I-O-II 2 x 50° operating angle, momentary contact type	RONIS	SB 30	O	B	3SB31 10-4ED01	1	1 unit	102	0.062
	CES	SSG 10	O	B	3SB31 10-4QD01	1	1 unit	102	0.145



Switching sequence I-O-II 2 x 50° operating angle, momentary contact type to the left, latching to the right	CES	SSG 10	O	B	3SB31 10-4SD01	1	1 unit	102	0.145
	RONIS	SB 30	O	C	3SB31 10-4FD01	1	1 unit	102	0.062
Switching sequence I-O-II 2 x 50° operating angle, momentary contact type to the left, latching to the right	CES	SSG 10	O+I	C	3SB31 10-4RD51	1	1 unit	102	0.144

For special locks, see page 9/66.

1) Also available without holder. Supplement Order No. with "-Z" and quote order code "B01".

2) In accordance with FIAT standards; also available for other users.

3SB3 Pushbutton Units and Indicator Lights, 22 mm Actuators and Indicators, Plastic, Square

Actuators and indicators

Version	Color of actuator	Approval	DT	Order No.	Price per PU	PU (UNIT, SET, M)	PS*	PG	Weight per PU approx. kg
---------	-------------------	----------	----	-----------	--------------	-------------------	-----	----	--------------------------

EMERGENCY-STOP commanding devices acc. to ISO 13850/EN 418 and IEC 60947-5-5 with holder¹⁾²⁾.
Can also be used with 3TK28 safety combinations



EMERGENCY-STOP mushroom pushbutton

EMERGENCY-STOP mushroom pushbuttons, Ø 40 mm,
with positive latching acc. to EN 418, with rotate-to-unlatch mechanism

Red



B

3SB31 10-1HA20

1

1 unit

102

0.056

EMERGENCY-STOP mushroom pushbuttons, Ø 40 mm, with RONIS key-operated switch
(with 2 keys), lock No. SB 30, with positive latching acc. to EN 418, unlocking only possible using key

Red



B

3SB31 10-1BA20

1

1 unit

102

0.114



EMERGENCY-STOP mushroom pushbutton with key-operated switch

EMERGENCY-STOP mushroom pushbuttons, Ø 40 mm, with CWS key-operated switch
(with 2 keys), lock No. SSG 10, with positive latching acc. to EN 418, unlocking only possible using key

Red



B

3SB31 10-1KA20

1

1 unit

102

0.118

EMERGENCY-STOP mushroom pushbuttons, Ø 40 mm, with BKS key-operated switch
(with 2 keys), lock No. S1, with positive latching acc. to EN 418, unlocking only possible using key

Red



B

3SB31 10-1LA20

1

1 unit

102

0.118

EMERGENCY-STOP mushroom pushbuttons, Ø 40 mm, with O.M.R. key-operated switch
(with 2 keys), lock No. 73037 with positive latching acc. to EN 418, unlocking using key

Red



B

3SB31 10-1MA20

1

1 unit

102

0.125

For special locks, see page 9/66.

1) Also available without holder. Supplement Order No. with "-Z" and quote order code "B01".

2) The yellow backing plates must be ordered separately, see Accessories.

Version	Color of lens	DT	Order No.	Price per PU	PU (UNIT, SET, M)	PS*	PG	Weight per PU approx. kg
---------	---------------	----	-----------	--------------	-------------------	-----	----	--------------------------

Signaling elements with holder¹⁾



Indicator light

Indicator lights

Red
Yellow
Green
Blue
Clear
White

B

3SB31 11-6AA20

1

1 unit

102

0.024

B

3SB31 11-6AA30

1

1 unit

102

0.024

B

3SB31 11-6AA40

1

1 unit

102

0.024

B

3SB31 11-6AA50

1

1 unit

102

0.024

B

3SB31 11-6AA70

1

1 unit

102

0.024

B

3SB31 11-6AA60

1

1 unit

102

0.024



1) Also available without holder. Supplement Order No. with "-Z" and quote order code "B01".

* You can order this quantity or a multiple thereof.

3SB3 Pushbutton Units and Indicator Lights, 22 mm Actuators and Indicators, Metal, Round

Complete units


Selection and ordering data


Version	Rated voltage of lamp	Color of actuator	Contacts for front plate mounting	DT	Screw connection		PU (UNIT, SET, M)	PS*	PG	Weight per PU approx. kg		
					Order No.	Price per PU						
 <p>Pushbutton with flat button</p>	Pushbuttons with flat button	Black	1 NO	▶	3SB36 02-0AA11		1	1 unit	102	0.092		
		Black	1 NC	B	3SB36 03-0AA11		1	1 unit	102	0.092		
		Red	1 NC	▶	3SB36 03-0AA21		1	1 unit	102	0.092		
		Yellow	1 NO	B	3SB36 02-0AA31		1	1 unit	102	0.092		
		Green	1 NO	▶	3SB36 02-0AA41		1	1 unit	102	0.092		
		Blue	1 NO	B	3SB36 02-0AA51		1	1 unit	102	0.092		
		White	1 NO	▶	3SB36 02-0AA61		1	1 unit	102	0.092		
		Black	1 NO + 1 NC	B	3SB36 01-0AA11		1	1 unit	102	0.099		
		Red	1 NO + 1 NC	B	3SB36 01-0AA21		1	1 unit	102	0.100		
		Yellow	1 NO + 1 NC	B	3SB36 01-0AA31		1	1 unit	102	0.100		
		Green	1 NO + 1 NC	B	3SB36 01-0AA41		1	1 unit	102	0.100		
		Blue	1 NO + 1 NC	B	3SB36 01-0AA51		1	1 unit	102	0.100		
		White	1 NO + 1 NC	B	3SB36 01-0AA61		1	1 unit	102	0.097		
		 <p>Illuminated pushbutton with flat button</p>	Illuminated pushbuttons with flat button	With integral LED	24 AC/DC	Red ¹⁾	1 NC	▶	3SB36 46-0AA21		1	1 unit
Yellow ¹⁾	1 NO				B	3SB36 45-0AA31		1	1 unit	102	0.102	
Green ¹⁾	1 NO				B	3SB36 45-0AA41		1	1 unit	102	0.103	
Blue ¹⁾	1 NO				B	3SB36 45-0AA51		1	1 unit	102	0.103	
White	1 NO				B	3SB36 45-0AA61		1	1 unit	102	0.103	
Clear ¹⁾	1 NO				▶	3SB36 45-0AA71		1	1 unit	102	0.104	
Red ¹⁾	1 NO + 1 NC				B	3SB36 47-0AA21		1	1 unit	102	0.110	
Yellow ¹⁾	1 NO + 1 NC				B	3SB36 47-0AA31		1	1 unit	102	0.110	
Green ¹⁾	1 NO + 1 NC				B	3SB36 47-0AA41		1	1 unit	102	0.110	
Blue ¹⁾	1 NO + 1 NC				B	3SB36 47-0AA51		1	1 unit	102	0.107	
White	1 NO + 1 NC			B	3SB36 47-0AA61		1	1 unit	102	0.110		
Clear ¹⁾	1 NO + 1 NC			B	3SB36 47-0AA71		1	1 unit	102	0.109		
With integral LED	110 AC			Red ¹⁾	1 NC	B	3SB36 50-0AA21		1	1 unit	102	0.103
	Yellow ¹⁾			1 NO	B	3SB36 57-0AA31		1	1 unit	102	0.103	
	Green ¹⁾			1 NO	B	3SB36 57-0AA41		1	1 unit	102	0.103	
	Blue ¹⁾			1 NO	B	3SB36 57-0AA51		1	1 unit	102	0.109	
	White			1 NO	B	3SB36 57-0AA61		1	1 unit	102	0.099	
	Clear ¹⁾			1 NO	B	3SB36 57-0AA71		1	1 unit	102	0.095	
	Red ¹⁾			1 NO + 1 NC	B	3SB36 51-0AA21		1	1 unit	102	0.111	
	Yellow ¹⁾			1 NO + 1 NC	B	3SB36 51-0AA31		1	1 unit	102	0.103	
	Green ¹⁾			1 NO + 1 NC	B	3SB36 51-0AA41		1	1 unit	102	0.108	
	Blue ¹⁾			1 NO + 1 NC	D	3SB36 51-0AA51		1	1 unit	102	0.103	
White	1 NO + 1 NC			B	3SB36 51-0AA61		1	1 unit	102	0.102		
Clear ¹⁾	1 NO + 1 NC			D	3SB36 51-0AA71		1	1 unit	102	0.107		
With integral LED	230 AC	Red ¹⁾	1 NC	▶	3SB36 54-0AA21		1	1 unit	102	0.104		
	Yellow ¹⁾	1 NO	B	3SB36 53-0AA31		1	1 unit	102	0.103			
	Green ¹⁾	1 NO	▶	3SB36 53-0AA41		1	1 unit	102	0.104			
	Blue ¹⁾	1 NO	B	3SB36 53-0AA51		1	1 unit	102	0.103			
	White	1 NO	B	3SB36 53-0AA61		1	1 unit	102	0.101			
	Clear ¹⁾	1 NO	▶	3SB36 53-0AA71		1	1 unit	102	0.101			
	Red ¹⁾	1 NO + 1 NC	B	3SB36 55-0AA21		1	1 unit	102	0.110			
	Yellow ¹⁾	1 NO + 1 NC	B	3SB36 55-0AA31		1	1 unit	102	0.106			
	Green ¹⁾	1 NO + 1 NC	B	3SB36 55-0AA41		1	1 unit	102	0.108			
	Blue ¹⁾	1 NO + 1 NC	D	3SB36 55-0AA51		1	1 unit	102	0.102			
White	1 NO + 1 NC	B	3SB36 55-0AA61		1	1 unit	102	0.108				
Clear ¹⁾	1 NO + 1 NC	B	3SB36 55-0AA71		1	1 unit	102	0.102				
With BA 9s lampholder (without lamp)	--	Red ¹⁾	1 NC	B	3SB36 07-0AA21		1	1 unit	102	0.104		
	Yellow ¹⁾	1 NO	B	3SB36 06-0AA31		1	1 unit	102	0.102			
	Green ¹⁾	1 NO	B	3SB36 06-0AA41		1	1 unit	102	0.102			
	Blue ¹⁾	1 NO	B	3SB36 06-0AA51		1	1 unit	102	0.102			
	White	1 NO	B	3SB36 06-0AA61		1	1 unit	102	0.102			
	Clear ¹⁾	1 NO	B	3SB36 06-0AA71		1	1 unit	102	0.103			
	Red ¹⁾	1 NO + 1 NC	B	3SB36 05-0AA21		1	1 unit	102	0.107			
	Yellow ¹⁾	1 NO + 1 NC	B	3SB36 05-0AA31		1	1 unit	102	0.108			
	Green ¹⁾	1 NO + 1 NC	B	3SB36 05-0AA41		1	1 unit	102	0.110			
	Blue ¹⁾	1 NO + 1 NC	B	3SB36 05-0AA51		1	1 unit	102	0.107			
White	1 NO + 1 NC	B	3SB36 05-0AA61		1	1 unit	102	0.109				
Clear ¹⁾	1 NO + 1 NC	B	3SB36 05-0AA71		1	1 unit	102	0.109				


1) Inscription is possible by inserting a label.

3SB3 Pushbutton Units and Indicator Lights, 22 mm Actuators and Indicators, Metal, Round

Complete units

Version	Rated voltage of lamp	Color of actuator	Contacts for front plate mounting	DT	Screw connection		PU (UNIT, SET, M)	PS*	PG	Weight per PU approx.
					Order No.	Price per PU				
 <p>Illuminated pushbutton with flat button</p> <p>Illuminated pushbuttons with flat button with solvent-resistant button</p> <p>Not suitable for laser inscription, with integral LED</p>	24 V AC/DC	Red	1 NC	B	3SB36 46-0AA21-0PA0		1	1 unit	102	0.103
		Yellow	1 NO	B	3SB36 45-0AA31-0PA0		1	1 unit	102	0.102
		Green	1 NO	B	3SB36 45-0AA41-0PA0		1	1 unit	102	0.103
		Blue	1 NO	B	3SB36 45-0AA51-0PA0		1	1 unit	102	0.103
		White	1 NO	B	3SB36 45-0AA61-0PA0		1	1 unit	102	0.103
		Clear	1 NO	B	3SB36 45-0AA71-0PA0		1	1 unit	102	0.104
	Red	1 NO + 1 NC	B	B	3SB36 47-0AA21-0PA0		1	1 unit	102	0.110
					3SB36 47-0AA31-0PA0		1	1 unit	102	0.110
					3SB36 47-0AA41-0PA0		1	1 unit	102	0.110
					3SB36 47-0AA51-0PA0		1	1 unit	102	0.107
					3SB36 47-0AA61-0PA0		1	1 unit	102	0.110
					3SB36 47-0AA71-0PA0		1	1 unit	102	0.109


Version	Rated voltage of lamp	Color of actuator	Contacts for front plate mounting	DT	Spring-loaded terminals		PU (UNIT, SET, M)	PS*	PG	Weight per PU approx.	
					Order No.	Price per PU					
 <p>Pushbutton with flat button</p> <p>Pushbuttons with flat button</p>	--	Black	1 NO	C	3SB36 02-0AA11-0CC0		1	1 unit	102	0.092	
		Black	1 NC	C	3SB36 03-0AA11-0CC0		1	1 unit	102	0.092	
		Red	1 NC	C	3SB36 03-0AA21-0CC0		1	1 unit	102	0.092	
		Yellow	1 NO	C	3SB36 02-0AA31-0CC0		1	1 unit	102	0.092	
		Green	1 NO	C	3SB36 02-0AA41-0CC0		1	1 unit	102	0.092	
		Blue	1 NO	C	3SB36 02-0AA51-0CC0		1	1 unit	102	0.092	
		White	1 NO	C	3SB36 02-0AA61-0CC0		1	1 unit	102	0.092	
		Black	1 NO + 1 NC	C	C	3SB36 01-0AA11-0CC0		1	1 unit	102	0.099
						3SB36 01-0AA21-0CC0		1	1 unit	102	0.100
						3SB36 01-0AA31-0CC0		1	1 unit	102	0.100
						3SB36 01-0AA41-0CC0		1	1 unit	102	0.100
						3SB36 01-0AA51-0CC0		1	1 unit	102	0.100
						3SB36 01-0AA61-0CC0		1	1 unit	102	0.097

Version	Rated voltage of lamp	Color of actuator	Contacts for front plate mounting	DT	Spring-loaded terminals		PU (UNIT, SET, M)	PS*	PG	Weight per PU approx.
					Order No.	Price per PU				
 <p>Illuminated pushbutton with flat button</p> <p>Illuminated pushbuttons with flat button</p>	24 AC/DC	Red ¹⁾	1 NC	C	3SB36 46-0AA21-0CC0		1	1 unit	102	0.103
		Yellow ¹⁾	1 NO	C	3SB36 45-0AA31-0CC0		1	1 unit	102	0.102
		Green ¹⁾	1 NO	C	3SB36 45-0AA41-0CC0		1	1 unit	102	0.103
		Blue ¹⁾	1 NO	C	3SB36 45-0AA51-0CC0		1	1 unit	102	0.103
		White	1 NO	C	3SB36 45-0AA61-0CC0		1	1 unit	102	0.103
		Clear ¹⁾	1 NO	C	3SB36 45-0AA71-0CC0		1	1 unit	102	0.104
	Red ¹⁾	1 NO + 1 NC	C	C	3SB36 47-0AA21-0CC0		1	1 unit	102	0.110
					3SB36 47-0AA31-0CC0		1	1 unit	102	0.110
					3SB36 47-0AA41-0CC0		1	1 unit	102	0.110
					3SB36 47-0AA51-0CC0		1	1 unit	102	0.107
					3SB36 47-0AA61-0CC0		1	1 unit	102	0.110
					3SB36 47-0AA71-0CC0		1	1 unit	102	0.109



1) Inscription is possible by inserting a label.

3SB3 Pushbutton Units and Indicator Lights, 22 mm Actuators and Indicators, Metal, Round

Complete units


Version	Color of actuator	Contacts for front plate mounting	DT	Screw connection		PU (UNIT, SET, M)	PS*	PG	Weight per PU approx. kg
				Order No.	Price per PU				
 <p>Mushroom push-pull-button</p>	Red	1 NC 1 NO + 1 NC	B	3SB36 03-1CA21		1	1 unit	102	0.100
				3SB36 01-1CA21		1	1 unit	102	0.107

EMERGENCY-STOP commanding devices acc. to ISO 13850/EN 418, with yellow name plate, Ø 80 mm, labeled¹⁾. Can also be used with 3TK28 safety combinations



 <p>EMERGENCY-STOP mushroom pushbutton Rotate-to-unlatch mechanism</p>	Red	1 NC 1 NO + 1 NC	→ ²⁾ ▶	3SB36 03-1HA20		1	1 unit	102	0.131
			→ ²⁾ B	3SB36 01-1HA20		1	1 unit	102	0.137
 <p>EMERGENCY-STOP mushroom pushbutton Pull-to-unlatch mechanism</p>	Red	1 NC 1 NO + 1 NC	→ ²⁾ B	3SB36 03-1TA20		1	1 unit	102	0.131
			→ ²⁾ B	3SB36 01-1TA20		1	1 unit	102	0.137

1) Inscription "EMERGENCY STOP".

2) Positive opening according to IEC 60947-5-1, Appendix K.

Version	Color of actuator	Contacts for front plate mounting	DT	Spring-loaded terminals		PU (UNIT, SET, M)	PS*	PG	Weight per PU approx. kg
				Order No.	Price per PU				
 <p>Mushroom push-pull buttons, Ø 40 mm, latching With pull-to-unlatch mechanism</p>	Red	1 NC 1 NO + 1 NC	C	3SB36 03-1CA21-0CC0		1	1 unit	102	0.100
				3SB36 01-1CA21-0CC0		1	1 unit	102	0.107

EMERGENCY-STOP commanding devices acc. to ISO 13850/EN 418, with yellow name plate, Ø 80 mm, labeled¹⁾. Can also be used with 3TK28 safety combinations


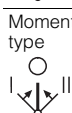

 <p>EMERGENCY-STOP mushroom pushbutton Pull-to-unlatch mechanism</p>	Red	1 NC 1 NO + 1 NC	→ ²⁾ C	3SB36 03-1HA20-0CC0		1	1 unit	102	0.131
			→ ²⁾ B	3SB36 01-1HA20-0CC0		1	1 unit	102	0.137
 <p>EMERGENCY-STOP mushroom pushbutton Pull-to-unlatch mechanism</p>	Red	1 NC 1 NO + 1 NC	→ ²⁾ C	3SB36 03-1TA20-0CC0		1	1 unit	102	0.131
			→ ²⁾ C	3SB36 01-1TA20-0CC0		1	1 unit	102	0.137



1) Inscription "EMERGENCY STOP".

2) Positive opening according to IEC 60947-5-1, Appendix K.

3SB3 Pushbutton Units and Indicator Lights, 22 mm Actuators and Indicators, Metal, Round

Complete units

Version	Color of actuator/ lock No.	Contacts for front plate mounting	DT	Screw connection		PU (UNIT, SET, M)	PS*	PG	Weight per PU approx.
				Order No.	Price per PU				
 <p>Selector switch</p>	Black, standard version	1 NO	▶	3SB36 02-2KA11		1	1 unit	102	0.095
		1 NO + 1 NC	B	3SB36 01-2KA11		1	1 unit	102	0.102
	Black, heavy- duty version	1 NO	C	3SB36 02-2PA11		1	1 unit	102	0.111
		1 NO + 1 NC	C	3SB36 01-2PA11		1	1 unit	102	0.119
	Black, standard version	1 NO, 1 NO	▶	3SB36 10-2DA11		1	1 unit	102	0.105
		1 NO + 1 NC, 1 NO + 1 NC	▶	3SB36 08-2DA11		1	1 unit	102	0.120
Black, heavy- duty version	1 NO, 1 NO	C	3SB36 10-2SA11		1	1 unit	102	0.123	
	1 NO + 1 NC, 1 NO + 1 NC	C	3SB36 08-2SA11		1	1 unit	102	0.134	
 <p>Momentary-contact type</p>	Black, standard version	1 NO, 1 NO	▶	3SB36 10-2EA11		1	1 unit	102	0.106
		1 NO + 1 NC, 1 NO + 1 NC	B	3SB36 08-2EA11		1	1 unit	102	0.119
	Black, heavy- duty version	1 NO, 1 NO	C	3SB36 10-2TA11		1	1 unit	102	0.122
		1 NO + 1 NC, 1 NO + 1 NC	C	3SB36 08-2TA11		1	1 unit	102	0.135
 <p>RONIS key-operated switch</p>	SB 30	1 NO + 1 NC	B	3SB36 01-4AD11		1	1 unit	102	0.124
		1 NO	▶	3SB36 02-4AD11		1	1 unit	102	0.119

Version	Color of actuator/ lock No.	Contacts for front plate mounting	DT	Spring-loaded terminals		PU (UNIT, SET, M)	PS*	PG	Weight per PU approx.
				Order No.	Price per PU				
 <p>Selector switch</p>	Black, standard version	1 NO	C	3SB36 02-2KA11-OCC0		1	1 unit	102	0.095
		1 NO + 1 NC	C	3SB36 01-2KA11-OCC0		1	1 unit	102	0.102
	Black, standard version	1 NO, 1 NO	C	3SB36 10-2DA11-OCC0		1	1 unit	102	0.105
		1 NO + 1 NC, 1 NO + 1 NC	C	3SB36 08-2DA11-OCC0		1	1 unit	102	0.120
	Black, standard version	1 NO, 1 NO	C	3SB36 10-2EA11-OCC0		1	1 unit	102	0.106
		1 NO + 1 NC, 1 NO + 1 NC	C	3SB36 08-2EA11-OCC0		1	1 unit	102	0.119
 <p>RONIS key-operated switch</p>	SB 30	1 NO + 1 NC	C	3SB36 01-4AD11-OCC0		1	1 unit	102	0.124
		1 NO	C	3SB36 02-4AD11-OCC0		1	1 unit	102	0.119

* You can order this quantity or a multiple thereof.

3SB3 Pushbutton Units and Indicator Lights, 22 mm Actuators and Indicators, Metal, Round

Complete units



Indicator light

Version	Rated voltage of lamp	Color of lens	DT	Screw connection		PU (UNIT, SET, M)	PS*	PG	Weight per PU approx.
				Order No.	Price per PU				
	V								kg
Indicator lights with lens with concentric rings¹⁾ With integral LED	24 AC/DC	Red	▶	3SB36 44-6BA20		1	1 unit	102	0.080
		Yellow	B	3SB36 44-6BA30		1	1 unit	102	0.080
		Green	▶	3SB36 44-6BA40		1	1 unit	102	0.079
		Blue	B	3SB36 44-6BA50		1	1 unit	102	0.080
		White	B	3SB36 44-6BA60		1	1 unit	102	0.080
	Clear	▶	3SB36 44-6BA70		1	1 unit	102	0.080	
	110 AC	Red	B	3SB36 48-6BA20		1	1 unit	102	0.081
		Yellow	B	3SB36 48-6BA30		1	1 unit	102	0.081
		Green	B	3SB36 48-6BA40		1	1 unit	102	0.081
		Blue	B	3SB36 48-6BA50		1	1 unit	102	0.080
		White	B	3SB36 48-6BA60		1	1 unit	102	0.081
	Clear	B	3SB36 48-6BA70		1	1 unit	102	0.075	
	230 AC	Red	▶	3SB36 52-6BA20		1	1 unit	102	0.081
		Yellow	B	3SB36 52-6BA30		1	1 unit	102	0.081
		Green	▶	3SB36 52-6BA40		1	1 unit	102	0.081
Blue		B	3SB36 52-6BA50		1	1 unit	102	0.079	
White		B	3SB36 52-6BA60		1	1 unit	102	0.081	
Clear	▶	3SB36 52-6BA70		1	1 unit	102	0.081		
With BA 9s lampholder, (without lamp)	--	Red	B	3SB36 04-6BA20		1	1 unit	102	0.079
		Yellow	B	3SB36 04-6BA30		1	1 unit	102	0.079
		Green	B	3SB36 04-6BA40		1	1 unit	102	0.080
		Blue	B	3SB36 04-6BA50		1	1 unit	102	0.079
		White	B	3SB36 04-6BA60		1	1 unit	102	0.079
Clear	B	3SB36 04-6BA70		1	1 unit	102	0.077		



Indicator light

Version	Rated voltage of lamp	Color of lens	DT	Spring-loaded terminals		PU (UNIT, SET, M)	PS*	PG	Weight per PU approx.	
				Order No.	Price per PU					
	V								kg	
Indicator lights with lens with concentric rings¹⁾ With integral LED	24 AC/DC	Red	C	3SB36 44-6BA20-0CC0		1	1 unit	102	0.080	
		Yellow	C	3SB36 44-6BA30-0CC0		1	1 unit	102	0.080	
		Green	C	3SB36 44-6BA40-0CC0		1	1 unit	102	0.079	
		Blue	C	3SB36 44-6BA50-0CC0		1	1 unit	102	0.080	
		White	C	3SB36 44-6BA60-0CC0		1	1 unit	102	0.080	
	Clear	C	3SB36 44-6BA70-0CC0		1	1 unit	102	0.080		
	230 AC	Red	C	3SB36 52-6BA20-0CC0		1	1 unit	102	0.081	
		Yellow	C	3SB36 52-6BA30-0CC0		1	1 unit	102	0.081	
		Green	C	3SB36 52-6BA40-0CC0		1	1 unit	102	0.081	
		Blue	C	3SB36 52-6BA50-0CC0		1	1 unit	102	0.079	
		White	C	3SB36 52-6BA60-0CC0		1	1 unit	102	0.081	
	Clear	C	3SB36 52-6BA70-0CC0		1	1 unit	102	0.081		
	With BA 9s lampholder, (without lamp)	--	Red	C	3SB36 04-6BA20-0CC0		1	1 unit	102	0.079
			Yellow	C	3SB36 04-6BA30-0CC0		1	1 unit	102	0.079
			Green	C	3SB36 04-6BA40-0CC0		1	1 unit	102	0.080
Blue			C	3SB36 04-6BA50-0CC0		1	1 unit	102	0.079	
White			C	3SB36 04-6BA60-0CC0		1	1 unit	102	0.079	
Clear	C	3SB36 04-6BA70-0CC0		1	1 unit	102	0.077			







1) Inscription is possible by inserting a label.

* You can order this quantity or a multiple thereof.

3SB3 Pushbutton Units and Indicator Lights, 22 mm Actuators and Indicators, Metal, Round

Actuators and indicators

Selection and ordering data

Version	Inscriptions	Color of actuator	DT	Order No.	Price per PU	PU (UNIT, SET, M)	PS*	PG	Weight per PU approx. kg	
Pushbuttons with holder¹⁾										
 Pushbutton with flat button		Pushbuttons with flat button		Black	▶	3SB35 00-0AA11	1	1 unit	102	0.074
		Red	▶	3SB35 00-0AA21	1	1 unit	102	0.074		
		Yellow	B	3SB35 00-0AA31	1	1 unit	102	0.074		
		Green	▶	3SB35 00-0AA41	1	1 unit	102	0.074		
		Blue	▶	3SB35 00-0AA51	1	1 unit	102	0.074		
		White	▶	3SB35 00-0AA61	1	1 unit	102	0.074		
		Gray	B	3SB35 00-0AB51	1	1 unit	102	0.073		
		Clear ²⁾	B	3SB35 00-0AA71	1	1 unit	102	0.074		
		I	Green	B	3SB35 00-0AA81	1	1 unit	102	0.074	
		O	Red	B	3SB35 00-0AB01	1	1 unit	102	0.074	
 Pushbutton with raised button		Pushbuttons with raised button		Black	B	3SB35 00-0BA11	1	1 unit	102	0.075
		Red	B	3SB35 00-0BA21	1	1 unit	102	0.075		
		Yellow	B	3SB35 00-0BA31	1	1 unit	102	0.075		
		Green	B	3SB35 00-0BA41	1	1 unit	102	0.074		
		Blue	B	3SB35 00-0BA51	1	1 unit	102	0.076		
		White	B	3SB35 00-0BA61	1	1 unit	102	0.075		
		Pushbuttons with raised front ring (height 15.5 mm)		Black	B	3SB35 00-0AA12	1	1 unit	102	0.079
		Red	B	3SB35 00-0AA22	1	1 unit	102	0.079		
		Yellow	B	3SB35 00-0AA32	1	1 unit	102	0.074		
		Green	B	3SB35 00-0AA42	1	1 unit	102	0.081		
Blue	B	3SB35 00-0AA52	1	1 unit	102	0.079				
White	B	3SB35 00-0AA62	1	1 unit	102	0.079				
 Pushbutton with raised front ring		Illuminated pushbuttons with flat button Including holder for 3 elements		Red ²⁾	▶	3SB35 01-0AA21	1	1 unit	102	0.075
		Yellow ²⁾	▶	3SB35 01-0AA31	1	1 unit	102	0.075		
		Green ²⁾	▶	3SB35 01-0AA41	1	1 unit	102	0.075		
		Blue ²⁾	B	3SB35 01-0AA51	1	1 unit	102	0.075		
		White	B	3SB35 01-0AA61	1	1 unit	102	0.075		
		Clear ²⁾	▶	3SB35 01-0AA71	1	1 unit	102	0.075		
 Illuminated pushbutton with flat button		Illuminated pushbuttons with flat button with solvent-resistant button³⁾ Including holder for 3 elements		Red ²⁾	C	3SB35 01-0AA21-0PA0	1	1 unit	102	0.075
		Yellow ²⁾	C	3SB35 01-0AA31-0PA0	1	1 unit	102	0.075		
		Green ²⁾	C	3SB35 01-0AA41-0PA0	1	1 unit	102	0.075		
		Blue ²⁾	C	3SB35 01-0AA51-0PA0	1	1 unit	102	0.075		
		White	C	3SB35 01-0AA61-0PA0	1	1 unit	102	0.075		
		Clear ²⁾	C	3SB35 01-0AA71-0PA0	1	1 unit	102	0.075		
 Illuminated pushbutton with raised button		Illuminated pushbuttons with raised button Including holder for 3 elements		Red	B	3SB35 01-0BA21	1	1 unit	102	0.077
		Yellow	B	3SB35 01-0BA31	1	1 unit	102	0.077		
		Green	B	3SB35 01-0BA41	1	1 unit	102	0.076		
		Blue	B	3SB35 01-0BA51	1	1 unit	102	0.076		
		Clear	B	3SB35 01-0BA71	1	1 unit	102	0.077		
 Illuminated pushbutton with raised button		Pushbuttons with flat button, latching, unlatches by pressing again		Black	B	3SB35 00-0DA11	1	1 unit	102	0.077
		Red	B	3SB35 00-0DA21	1	1 unit	102	0.077		
		Yellow	B	3SB35 00-0DA31	1	1 unit	102	0.077		
		Green	B	3SB35 00-0DA41	1	1 unit	102	0.077		
		Blue	B	3SB35 00-0DA51	1	1 unit	102	0.077		
		White	B	3SB35 00-0DA61	1	1 unit	102	0.077		
		Gray	B	3SB35 00-0DB51	1	1 unit	102	0.077		
		Illuminated pushbuttons with flat button, latching, unlatches by pressing again		Red ²⁾	B	3SB35 01-0DA21	1	1 unit	102	0.078
		Yellow ²⁾	B	3SB35 01-0DA31	1	1 unit	102	0.078		
		Green ²⁾	B	3SB35 01-0DA41	1	1 unit	102	0.078		
Blue ²⁾	B	3SB35 01-0DA51	1	1 unit	102	0.078				
White	B	3SB35 01-0DA61	1	1 unit	102	0.078				
Clear ²⁾	B	3SB35 01-0DA71	1	1 unit	102	0.078				







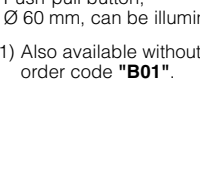

1) Also available without holder. Supplement Order No. with "-Z" and quote order code "B01".

2) Inscription is possible by inserting a label.

3) Not suitable for laser inscription.

3SB3 Pushbutton Units and Indicator Lights, 22 mm Actuators and Indicators, Metal, Round

Actuators and indicators





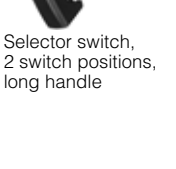




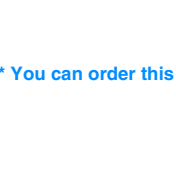

Version	Color of actuator	DT	Order No.	Price per PU	PU (UNIT, SET, M)	PS*	PG	Weight per PU approx. kg	
Mushroom pushbuttons with holder¹⁾									
	Mushroom pushbuttons, Ø 30 mm		Black	B	3SB35 00-1DA11	1	1 unit	102	0.080
			Red	B	3SB35 00-1DA21	1	1 unit	102	0.081
			Yellow	B	3SB35 00-1DA31	1	1 unit	102	0.080
			Green	B	3SB35 00-1DA41	1	1 unit	102	0.081
	Mushroom pushbuttons, Ø 40 mm		Black	B	3SB35 00-1GA11	1	1 unit	102	0.084
			Red	B	3SB35 00-1GA21	1	1 unit	102	0.084
			Yellow	B	3SB35 00-1GA31	1	1 unit	102	0.084
			Green	B	3SB35 00-1GA41	1	1 unit	102	0.084
	Mushroom pushbuttons, Ø 60 mm		Black	B	3SB35 00-1QA11	1	1 unit	102	0.090
			Red	B	3SB35 00-1QA21	1	1 unit	102	0.090
			Yellow	B	3SB35 00-1QA31	1	1 unit	102	0.090
			Green	B	3SB35 00-1QA41	1	1 unit	102	0.090
	Illuminated mushroom pushbuttons, Ø 30 mm		Yellow	B	3SB35 01-1DA31	1	1 unit	102	0.080
	including holder for 3 elements		Green	B	3SB35 01-1DA41	1	1 unit	102	0.079
			White	B	3SB35 01-1DA61	1	1 unit	102	0.081
	Illuminated mushroom pushbuttons, Ø 40 mm		Yellow	B	3SB35 01-1GA31	1	1 unit	102	0.084
	including holder for 3 elements		Green	B	3SB35 01-1GA41	1	1 unit	102	0.085
			White	B	3SB35 01-1GA61	1	1 unit	102	0.085
	Illuminated mushroom pushbuttons, Ø 60 mm		Yellow	B	3SB35 01-1QA31	1	1 unit	102	0.091
	including holder for 3 elements		Green	B	3SB35 01-1QA41	1	1 unit	102	0.091
			White	B	3SB35 01-1QA61	1	1 unit	102	0.090
	Push-pull buttons, Ø 30 mm, latching, with pull-to-unlatch mechanism		Black	B	3SB35 00-1EA11	1	1 unit	102	0.081
			Red	B	3SB35 00-1EA21	1	1 unit	102	0.080
	Push-pull buttons, Ø 40 mm, latching, with pull-to-unlatch mechanism		Black	B	3SB35 00-1CA11	1	1 unit	102	0.084
			Red	B	3SB35 00-1CA21	1	1 unit	102	0.084
	Push-pull buttons, Ø 60 mm, latching, with pull-to-unlatch mechanism		Black	B	3SB35 00-1RA11	1	1 unit	102	0.090
			Red	B	3SB35 00-1RA21	1	1 unit	102	0.091
	Push-pull buttons, Ø 30 mm, latching, with pull-to-unlatch mechanism, can be illuminated, including holder for 3 elements		Red	B	3SB35 01-1EA21	1	1 unit	102	0.082
			Yellow	B	3SB35 01-1EA31	1	1 unit	102	0.080
			Green	B	3SB35 01-1EA41	1	1 unit	102	0.080
			Blue	B	3SB35 01-1EA51	1	1 unit	102	0.082
			Clear	B	3SB35 01-1EA71	1	1 unit	102	0.080
	Push-pull buttons, Ø 40 mm, latching, with pull-to-unlatch mechanism, can be illuminated, including holder for 3 elements		Red	B	3SB35 01-1CA21	1	1 unit	102	0.084
			Yellow	B	3SB35 01-1CA31	1	1 unit	102	0.085
			Green	B	3SB35 01-1CA41	1	1 unit	102	0.086
			Blue	B	3SB35 01-1CA51	1	1 unit	102	0.084
			Clear	B	3SB35 01-1CA71	1	1 unit	102	0.084
	Push-pull buttons, Ø 60 mm, latching, with pull-to-unlatch mechanism, can be illuminated, including holder for 3 elements		Red	B	3SB35 01-1RA21	1	1 unit	102	0.092
			Yellow	B	3SB35 01-1RA31	1	1 unit	102	0.089
			Green	D	3SB35 01-1RA41	1	1 unit	102	0.090
			Blue	B	3SB35 01-1RA51	1	1 unit	102	0.120
			Clear	D	3SB35 01-1RA71	1	1 unit	102	0.090

1) Also available without holder. Supplement Order No. with "-Z" and quote order code "B01".

* You can order this quantity or a multiple thereof.

3SB3 Pushbutton Units and Indicator Lights, 22 mm Actuators and Indicators, Metal, Round





Actuators and indicators

Version	Illumination	Color of actuator	DT	Order No.	Price per PU	PU (UNIT, SET, M)	PS*	PG	Weight per PU approx. kg
Selector switches with holder									
Selector switches with 2 switch positions									
 <p>Selector switch, 2 switch positions, standard version</p>	Switching sequence O-I, 90° operating angle, latching	Non-illuminated, standard version¹⁾ Black Red Green White	▶	3SB35 00-2HA11		1	1 unit	102	0.077
			A	3SB35 00-2HA21		1	1 unit	102	0.077
			D	3SB35 00-2HA41		1	1 unit	102	0.077
			B	3SB35 00-2HA61		1	1 unit	102	0.077
 <p>Selector switch, 2 switch positions, standard version</p>	Switching sequence O-I, 50° operating angle, latching	Non-illuminated, standard version¹⁾ Black Red Green White	▶	3SB35 00-2KA11		1	1 unit	102	0.078
			B	3SB35 00-2KA21		1	1 unit	102	0.078
			B	3SB35 00-2KA41		1	1 unit	102	0.078
			B	3SB35 00-2KA61		1	1 unit	102	0.078
 <p>Selector switch, 2 switch positions, heavy-duty version</p>	Illuminated, standard version¹⁾, including holder for 3 elements Red Yellow Green Blue Clear	B	3SB35 01-2KA21		1	1 unit	102	0.078	
		B	3SB35 01-2KA31		1	1 unit	102	0.078	
		B	3SB35 01-2KA41		1	1 unit	102	0.079	
		B	3SB35 01-2KA51		1	1 unit	102	0.079	
		B	3SB35 01-2KA71		1	1 unit	102	0.079	
 <p>Selector switch, 2 switch positions, heavy-duty version</p>	Non-illuminated, heavy-duty version Black Red Green White	B	3SB35 00-2PA11		1	1 unit	102	0.106	
		C	3SB35 00-2PA21		1	1 unit	102	0.106	
		C	3SB35 00-2PA41		1	1 unit	102	0.101	
		C	3SB35 00-2PA61		1	1 unit	102	0.101	
		 <p>Selector switch, 2 switch positions, heavy-duty version</p>	Illuminated, heavy-duty version, including holder for 3 elements Red Yellow Green Blue Clear	C	3SB35 01-2PA21		1	1 unit	102
C	3SB35 01-2PA31				1	1 unit	102	0.102	
C	3SB35 01-2PA41				1	1 unit	102	0.106	
C	3SB35 01-2PA51				1	1 unit	102	0.106	
C	3SB35 01-2PA71				1	1 unit	102	0.103	
 <p>Selector switch, 2 switch positions, heavy-duty version</p>	Non-illuminated, long handle¹⁾ Black Red Green White	C	3SB35 00-3PA11		1	1 unit	102	0.104	
		C	3SB35 00-3PA21		1	1 unit	102	0.101	
		C	3SB35 00-3PA41		1	1 unit	102	0.102	
		C	3SB35 00-3PA61		1	1 unit	102	0.104	
		 <p>Selector switch, 2 switch positions, heavy-duty version</p>	Illuminated, long handle¹⁾, including holder for 3 elements Red Yellow Green Blue Clear	C	3SB35 01-3PA21		1	1 unit	102
C	3SB35 01-3PA31				1	1 unit	102	0.103	
C	3SB35 01-3PA41				1	1 unit	102	0.103	
C	3SB35 01-3PA51				1	1 unit	102	0.103	
C	3SB35 01-3PA71				1	1 unit	102	0.103	
 <p>Selector switch, 2 switch positions, long handle</p>	Switching sequence O-I, 50° operating angle, momentary contact type	Non-illuminated, standard version¹⁾ Black Red Green White	▶	3SB35 00-2LA11		1	1 unit	102	0.078
			B	3SB35 00-2LA21		1	1 unit	102	0.075
			B	3SB35 00-2LA41		1	1 unit	102	0.076
			B	3SB35 00-2LA61		1	1 unit	102	0.078
 <p>Selector switch, 2 switch positions, long handle</p>	Illuminated, standard version¹⁾, including holder for 3 elements Red Yellow Green Blue Clear	B	3SB35 01-2LA21		1	1 unit	102	0.080	
		B	3SB35 01-2LA31		1	1 unit	102	0.082	
		B	3SB35 01-2LA41		1	1 unit	102	0.078	
		B	3SB35 01-2LA51		1	1 unit	102	0.077	
		B	3SB35 01-2LA71		1	1 unit	102	0.078	
 <p>Selector switch, 2 switch positions, long handle</p>	Non-illuminated, heavy-duty version Black Red Green White	C	3SB35 00-2QA11		1	1 unit	102	0.103	
		C	3SB35 00-2QA21		1	1 unit	102	0.098	
		C	3SB35 00-2QA41		1	1 unit	102	0.101	
		C	3SB35 00-2QA61		1	1 unit	102	0.101	
		 <p>Selector switch, 2 switch positions, long handle</p>	Illuminated, heavy-duty version, including holder for 3 elements Red Yellow Green Blue Clear	C	3SB35 01-2QA21		1	1 unit	102
C	3SB35 01-2QA31				1	1 unit	102	0.102	
C	3SB35 01-2QA41				1	1 unit	102	0.103	
C	3SB35 01-2QA51				1	1 unit	102	0.101	
C	3SB35 01-2QA71				1	1 unit	102	0.105	
<p>Selector switch, 2 switch positions, long handle</p>	Non-illuminated, long handle¹⁾ Black Red Green White	C	3SB35 00-3QA11		1	1 unit	102	0.106	
		C	3SB35 00-3QA21		1	1 unit	102	0.100	
		C	3SB35 00-3QA41		1	1 unit	102	0.100	
		C	3SB35 00-3QA61		1	1 unit	102	0.102	
		<p>Selector switch, 2 switch positions, long handle</p>	Illuminated, long handle¹⁾, including holder for 3 elements Red Yellow Green Blue Clear	C	3SB35 01-3QA21		1	1 unit	102
C	3SB35 01-3QA31				1	1 unit	102	0.103	
C	3SB35 01-3QA41				1	1 unit	102	0.107	
C	3SB35 01-3QA51				1	1 unit	102	0.103	
C	3SB35 01-3QA71				1	1 unit	102	0.103	

1) Also available without holder. Supplement Order No. with "-Z" and quote order code "B01".

3SB3 Pushbutton Units and Indicator Lights, 22 mm Actuators and Indicators, Metal, Round







Actuators and indicators

Version	Version lighting	Color of actuator	DT	Order No.	Price per PU	PU (UNIT, SET, M)	PS*	PG	Weight per PU approx. kg	
Selector switches with holder										
Selector switches with 3 switch positions										
 <p>Selector switch, 3 switch positions, standard version</p>	Switching sequence I-O-II 2 x 50° operating angle, latching 	Non-illuminated, standard version¹⁾	Black	▶	3SB35 00-2DA11		1	1 unit	102	0.079
			Red	B	3SB35 00-2DA21		1	1 unit	102	0.078
			Green	B	3SB35 00-2DA41		1	1 unit	102	0.079
			White	B	3SB35 00-2DA61		1	1 unit	102	0.075
	Illuminated, standard version¹⁾, including holder for 3 elements	Red	B	3SB35 01-2DA21		1	1 unit	102	0.079	
		Yellow	B	3SB35 01-2DA31		1	1 unit	102	0.079	
		Green	B	3SB35 01-2DA41		1	1 unit	102	0.079	
		Blue	B	3SB35 01-2DA51		1	1 unit	102	0.078	
	Clear	B	3SB35 01-2DA71		1	1 unit	102	0.079		
	Non-illuminated, heavy-duty version	Black	B	3SB35 00-2SA11		1	1 unit	102	0.104	
		Red	C	3SB35 00-2SA21		1	1 unit	102	0.101	
		Green	C	3SB35 00-2SA41		1	1 unit	102	0.101	
White		C	3SB35 00-2SA61		1	1 unit	102	0.101		
Illuminated, heavy-duty version, including holder for 3 elements	Red	C	3SB35 01-2SA21		1	1 unit	102	0.104		
	Yellow	C	3SB35 01-2SA31		1	1 unit	102	0.104		
	Green	C	3SB35 01-2SA41		1	1 unit	102	0.107		
	Blue	C	3SB35 01-2SA51		1	1 unit	102	0.102		
Clear	C	3SB35 01-2SA71		1	1 unit	102	0.103			
Non-illuminated, long handle¹⁾	Black	C	3SB35 00-3SA11		1	1 unit	102	0.104		
	Red	C	3SB35 00-3SA21		1	1 unit	102	0.102		
	Green	C	3SB35 00-3SA41		1	1 unit	102	0.102		
	White	C	3SB35 00-3SA61		1	1 unit	102	0.103		
Illuminated, long handle¹⁾, including holder for 3 elements	Red	C	3SB35 01-3SA21		1	1 unit	102	0.103		
	Yellow	C	3SB35 01-3SA31		1	1 unit	102	0.103		
	Green	C	3SB35 01-3SA41		1	1 unit	102	0.105		
	Blue	C	3SB35 01-3SA51		1	1 unit	102	0.103		
Clear	C	3SB35 01-3SA71		1	1 unit	102	0.101			
 <p>Selector switch, 3 switch positions, heavy-duty version</p>	Switching sequence I-O-II 2 x 50° operating angle, momentary contact type 	Non-illuminated, standard version¹⁾	Black	▶	3SB35 00-2EA11		1	1 unit	102	0.079
			Red	B	3SB35 00-2EA21		1	1 unit	102	0.076
			Green	B	3SB35 00-2EA41		1	1 unit	102	0.077
			White	B	3SB35 00-2EA61		1	1 unit	102	0.075
	Illuminated, standard version¹⁾, including holder for 3 elements	Red	B	3SB35 01-2EA21		1	1 unit	102	0.079	
		Yellow	B	3SB35 01-2EA31		1	1 unit	102	0.077	
		Green	B	3SB35 01-2EA41		1	1 unit	102	0.080	
		Blue	B	3SB35 01-2EA51		1	1 unit	102	0.079	
	Clear	B	3SB35 01-2EA71		1	1 unit	102	0.079		
	Non-illuminated, heavy-duty version	Black	B	3SB35 00-2TA11		1	1 unit	102	0.104	
		Red	C	3SB35 00-2TA21		1	1 unit	102	0.105	
		Green	C	3SB35 00-2TA41		1	1 unit	102	0.101	
White		C	3SB35 00-2TA61		1	1 unit	102	0.100		
Illuminated, heavy-duty version, including holder for 3 elements	Red	C	3SB35 01-2TA21		1	1 unit	102	0.102		
	Yellow	C	3SB35 01-2TA31		1	1 unit	102	0.107		
	Green	C	3SB35 01-2TA41		1	1 unit	102	0.101		
	Blue	C	3SB35 01-2TA51		1	1 unit	102	0.101		
Clear	C	3SB35 01-2TA71		1	1 unit	102	0.104			
Non-illuminated, long handle¹⁾	Black	C	3SB35 00-3TA11		1	1 unit	102	0.104		
	Red	C	3SB35 00-3TA21		1	1 unit	102	0.101		
	Green	C	3SB35 00-3TA41		1	1 unit	102	0.102		
	White	D	3SB35 00-3TA61		1	1 unit	102	0.102		
Illuminated, long handle¹⁾, including holder for 3 elements	Red	C	3SB35 01-3TA21		1	1 unit	102	0.102		
	Yellow	C	3SB35 01-3TA31		1	1 unit	102	0.102		
	Green	C	3SB35 01-3TA41		1	1 unit	102	0.103		
	Blue	C	3SB35 01-3TA51		1	1 unit	102	0.102		
Clear	C	3SB35 01-3TA71		1	1 unit	102	0.103			

¹⁾ Also available without holder. Supplement Order No. with "-Z" and quote order code "B01".

3SB3 Pushbutton Units and Indicator Lights, 22 mm Actuators and Indicators, Metal, Round

Actuators and indicators

Version	Version lighting	Color of actuator	DT	Order No.	Price per PU	PU (UNIT, SET, M)	PS*	PG	Weight per PU approx. kg		
Selector switches with holder											
Selector switches with 3 switch positions											
 <p>Selector switch, 3 switch positions, standard version</p>	Switching sequence I-O-II 2 x 50° operating angle, momentary contact type to the left, latching to the right 	Non-illuminated, standard version ¹⁾	Black	B	3SB35 00-2GA11		1	1 unit	102	0.078	
			Red	B	3SB35 00-2GA21		1	1 unit	102	0.076	
			Green	B	3SB35 00-2GA41		1	1 unit	102	0.078	
			White	B	3SB35 00-2GA61		1	1 unit	102	0.076	
			Illuminated, standard version ¹⁾ , including holder for 3 elements	Red	D	3SB35 01-2GA21		1	1 unit	102	0.076
			Yellow	D	3SB35 01-2GA31		1	1 unit	102	0.076	
			Green	B	3SB35 01-2GA41		1	1 unit	102	0.079	
			Blue	D	3SB35 01-2GA51		1	1 unit	102	0.076	
			Clear	D	3SB35 01-2GA71		1	1 unit	102	0.077	
		 <p>Selector switch, 3 switch positions, heavy-duty version</p>	Switching sequence I-O-II 2 x 50° operating angle, latching to the left, momentary contact type to the right 	Non-illuminated, heavy-duty version	Black	C	3SB35 00-2VA11		1	1 unit	102
	Red			C	3SB35 00-2VA21		1	1 unit	102	0.102	
	Green			C	3SB35 00-2VA41		1	1 unit	102	0.103	
	White			C	3SB35 00-2VA61		1	1 unit	102	0.100	
	Non-illuminated, long handle ¹⁾			Black	C	3SB35 00-3VA11		1	1 unit	102	0.101
 <p>Selector switch, 3 switch positions, long handle</p>	Switching sequence I-O-II 2 x 50° operating angle, latching to the left, momentary contact type to the right 		Red	C	3SB35 00-3VA21		1	1 unit	102	0.102	
			Green	D	3SB35 00-3VA41		1	1 unit	102	0.100	
			White	D	3SB35 00-3VA61		1	1 unit	102	0.100	
			Non-illuminated, standard version ¹⁾	Black	B	3SB35 00-2FA11		1	1 unit	102	0.077
			Red	B	3SB35 00-2FA21		1	1 unit	102	0.076	
			Green	B	3SB35 00-2FA41		1	1 unit	102	0.075	
			White	B	3SB35 00-2FA61		1	1 unit	102	0.076	
			Illuminated, standard version ¹⁾ , including holder for 3 elements	Red	D	3SB35 01-2FA21		1	1 unit	102	0.077
			Yellow	D	3SB35 01-2FA31		1	1 unit	102	0.076	
			Green	B	3SB35 01-2FA41		1	1 unit	102	0.079	
	Blue	D	3SB35 01-2FA51		1	1 unit	102	0.076			
	Clear	D	3SB35 01-2FA71		1	1 unit	102	0.076			
	Non-illuminated, heavy-duty version	Black	C	3SB35 00-2UA11		1	1 unit	102	0.101		
	Red	C	3SB35 00-2UA21		1	1 unit	102	0.101			
	Green	C	3SB35 00-2UA41		1	1 unit	102	0.106			
	White	C	3SB35 00-2UA61		1	1 unit	102	0.101			
	Non-illuminated, long handle ¹⁾	Black	C	3SB35 00-3UA11		1	1 unit	102	0.102		
	Red	C	3SB35 00-3UA21		1	1 unit	102	0.100			
	Green	C	3SB35 00-3UA41		1	1 unit	102	0.100			
	White	C	3SB35 00-3UA61		1	1 unit	102	0.102			

1) Also available without holder. Supplement Order No. with "-Z" and quote order code "B01".

3SB3 Pushbutton Units and Indicator Lights, 22 mm Actuators and Indicators, Metal, Round

Actuators and indicators

Version	Version key-operated switch			DT	Order No.	Price per PU	PU (UNIT, SET, M)	PS*	PG	Weight per PU approx. kg
	Type	Lock No.	Key removal position							

Key-operated switches with holder¹⁾

Key-operated switches with 2 keys, 2 switch positions

Switching sequence
O-I, 50° operating
angle, latching



RONIS key-operated switch



CES key-operated switch



IKON key-operated switch



BKS key-operated switch



O.M.R. key-operated switch

RONIS	SB 30	O+I	▶	3SB35 00-4AD11	1	1 unit	102	0.108
		O	▶	3SB35 00-4AD01	1	1 unit	102	0.108
		I	B	3SB35 00-4AD21	1	1 unit	102	0.107
CES	SSG 10	O+I	▶	3SB35 00-4LD11	1	1 unit	102	0.186
		O	▶	3SB35 00-4LD01	1	1 unit	102	0.190
		I	B	3SB35 00-4LD21	1	1 unit	102	0.190
LSG 1	O+I	O	B	3SB35 00-4LF01	1	1 unit	102	0.187
		O	B	3SB35 00-4LF11	1	1 unit	102	0.190
IKON	360012 K1	O+I	B	3SB35 00-5LD11	1	1 unit	102	0.196
		O	B	3SB35 00-5LD01	1	1 unit	102	0.196
BKS	S1	O+I	B	3SB35 00-5AD11	1	1 unit	102	0.184
		O	B	3SB35 00-5AD01	1	1 unit	102	0.198
		I	B	3SB35 00-5AD21	1	1 unit	102	0.186
E1 for VW ²⁾	O+I	O	B	3SB35 00-5AE01	1	1 unit	102	0.169
		O	B	3SB35 00-5AE11	1	1 unit	102	0.176
E2 for VW ²⁾	O+I	O	B	3SB35 00-5AE21	1	1 unit	102	0.170
		O	B	3SB35 00-5AE31	1	1 unit	102	0.174
E7 for VW ²⁾	O+I	O	B	3SB35 00-5AE41	1	1 unit	102	0.170
		O	B	3SB35 00-5AE51	1	1 unit	102	0.176
E9 for VW ²⁾	O+I	O	B	3SB35 00-5AE61	1	1 unit	102	0.169
		O	B	3SB35 00-5AE71	1	1 unit	102	0.174
O.M.R. ³⁾	73038 Light blue	O+I	B	3SB35 00-3AG11	1	1 unit	102	0.173
		O	B	3SB35 00-3AG01	1	1 unit	102	0.175
		I	B	3SB35 00-3AG21	1	1 unit	102	0.173
73037 Red	O+I	O	B	3SB35 00-3AH11	1	1 unit	102	0.172
		O	B	3SB35 00-3AH01	1	1 unit	102	0.172
		I	B	3SB35 00-3AH21	1	1 unit	102	0.174
73034 Black	O+I	O	B	3SB35 00-3AJ11	1	1 unit	102	0.172
		O	B	3SB35 00-3AJ01	1	1 unit	102	0.178
		I	B	3SB35 00-3AJ21	1	1 unit	102	0.173
73033 Yellow	O+I	O	B	3SB35 00-3AK11	1	1 unit	102	0.174
		O	B	3SB35 00-3AK01	1	1 unit	102	0.172
		I	B	3SB35 00-3AK21	1	1 unit	102	0.178
RONIS	SB 30	O	▶	3SB35 00-4BD01	1	1 unit	102	0.108
		O	▶	3SB35 00-4MD01	1	1 unit	102	0.191
		O	B	3SB35 00-4MF11	1	1 unit	102	0.190
CES	SSG 10	O	B	3SB35 00-5MD01	1	1 unit	102	0.195
		O	B	3SB35 00-5MD01	1	1 unit	102	0.195
LSG 1	O	B	3SB35 00-5MD01	1	1 unit	102	0.195	
IKON	360012 K1	O	B	3SB35 00-5MD01	1	1 unit	102	0.195
BKS	S1	O	B	3SB35 00-5BD01	1	1 unit	102	0.187
O.M.R. ³⁾	73038 Light blue	O	B	3SB35 00-3BG01	1	1 unit	102	0.174
		O	B	3SB35 00-3BH01	1	1 unit	102	0.173
		O	B	3SB35 00-3BH01	1	1 unit	102	0.173
73037 Red	O	O	B	3SB35 00-3BJ01	1	1 unit	102	0.173
		O	B	3SB35 00-3BK01	1	1 unit	102	0.174
73034 Black	O	O	B	3SB35 00-3BJ01	1	1 unit	102	0.173
		O	B	3SB35 00-3BK01	1	1 unit	102	0.174
73033 Yellow	O	O	B	3SB35 00-3BJ01	1	1 unit	102	0.173
		O	B	3SB35 00-3BK01	1	1 unit	102	0.174

Switching sequence
O-I, 50° operating
angle, momentary
contact type



For special locks, see page 9/66.

- 1) Also available without holder. Supplement Order No. with "-Z" and quote order code "B01".
- 2) Supplied without the key.
- 3) In accordance with FIAT standards; also available for other users.

3SB3 Pushbutton Units and Indicator Lights, 22 mm Actuators and Indicators, Metal, Round

Actuators and indicators

Version	Version key-operated switch			DT	Order No.	Price per PU	PU (UNIT, SET, M)	PS*	PG	Weight per PU approx.
	Type	Lock No.	Key removal position							

kg

Key-operated switches with holder¹⁾

Key-operated switches with 2 keys, 3 switch positions

Switching sequence I-O-II
2 x 50° operating angle, latching



RONIS key-operated switch



CES key-operated switch



IKON key-operated switch



BKS key-operated switch



O.M.R. key-operated switch

Switching sequence I-O-II
2 x 50° operating angle, momentary contact type



RONIS	SB 30	I+O+II	B	3SB35 00-4DD11	1	1 unit	102	0.108
		O	B	3SB35 00-4DD01	1	1 unit	102	0.108
		I+II	B	3SB35 00-4DD41	1	1 unit	102	0.112
		I	B	3SB35 00-4DD21	1	1 unit	102	0.108
		II	B	3SB35 00-4DD31	1	1 unit	102	0.107
		O+I	B	3SB35 00-4DD51	1	1 unit	102	0.110
CES	SSG 10	O+I+II	B	3SB35 00-4PD11	1	1 unit	102	0.187
		O	B	3SB35 00-4PD01	1	1 unit	102	0.191
		I+II	B	3SB35 00-4PD41	1	1 unit	102	0.189
		I	B	3SB35 00-4PD21	1	1 unit	102	0.190
		II	B	3SB35 00-4PD31	1	1 unit	102	0.191
		O+I+II	B	3SB35 00-5PD11	1	1 unit	102	0.193
IKON	360012 K1	O	B	3SB35 00-5PD01	1	1 unit	102	0.196
		I+II	C	3SB35 00-5PD41	1	1 unit	102	0.180
		O+I+II	B	3SB35 00-5DD11	1	1 unit	102	0.183
BKS	S1	O	C	3SB35 00-5DD01	1	1 unit	102	0.187
		I+II	C	3SB35 00-5DD41	1	1 unit	102	0.184
		I	B	3SB35 00-5DD21	1	1 unit	102	0.187
		II	C	3SB35 00-5DD31	1	1 unit	102	0.187
		O+I+II	B	3SB35 00-3DG11	1	1 unit	102	0.171
		O	B	3SB35 00-3DG01	1	1 unit	102	0.171
O.M.R. ²⁾	73038 Light blue	I+II	C	3SB35 00-3DG41	1	1 unit	102	0.174
		O+I+II	B	3SB35 00-3DH11	1	1 unit	102	0.173
		O	B	3SB35 00-3DH01	1	1 unit	102	0.173
73037 Red	73034 Black	I+II	C	3SB35 00-3DH41	1	1 unit	102	0.170
		O+I+II	B	3SB35 00-3DJ11	1	1 unit	102	0.172
		O	B	3SB35 00-3DJ01	1	1 unit	102	0.173
73034 Black	73033 Yellow	I+II	C	3SB35 00-3DJ41	1	1 unit	102	0.171
		O+I+II	C	3SB35 00-3DK11	1	1 unit	102	0.172
		O	B	3SB35 00-3DK01	1	1 unit	102	0.173
73033 Yellow	RONIS	I+II	C	3SB35 00-3DK41	1	1 unit	102	0.173
		O	B	3SB35 00-4ED01	1	1 unit	102	0.109
		O	B	3SB35 00-4QD01	1	1 unit	102	0.191
IKON	360012 K1	O	B	3SB35 00-5QD01	1	1 unit	102	0.196
		O	B	3SB35 00-5ED01	1	1 unit	102	0.189
		O	C	3SB35 00-3EG01	1	1 unit	102	0.172
O.M.R.	73038 Light blue	O	C	3SB35 00-3EH01	1	1 unit	102	0.175
		O	B	3SB35 00-3EJ01	1	1 unit	102	0.173
		O	B	3SB35 00-3EK01	1	1 unit	102	0.175

For special locks, see page 9/66.

1) Also available without holder. Supplement Order No. with "-Z" and quote order code "B01".

2) In accordance with FIAT standards; also available for other users.

3SB3 Pushbutton Units and Indicator Lights, 22 mm Actuators and Indicators, Metal, Round

Actuators and indicators

Version	Version key-operated switch			DT	Order No.	Price per PU	PU (UNIT, SET, M)	PS*	PG	Weight per PU approx.
	Type	Lock No.	Key removal position							

kg

Key-operated switches with holder¹⁾

Key-operated switches with 2 keys, 3 switch positions



RONIS key-operated switch

Switching sequence I-O-II
2 x 50° operating angle, momentary contact type to the left, latching to the right



CES key-operated switch

Switching sequence I-O-II
2 x 50° operating angle, momentary contact type to the left, latching to the right



IKON key-operated switch



BKS key-operated switch



O.M.R. key-operated switch

RONIS	SB 30	O + II	B	3SB35 00-4GD61	1	1 unit	102	0.111
		O	B	3SB35 00-4GD01	1	1 unit	102	0.108
		II	B	3SB35 00-4GD31	1	1 unit	102	0.106
CES	SSG 10	O + II	B	3SB35 00-4SD61	1	1 unit	102	0.190
		O	B	3SB35 00-4SD01	1	1 unit	102	0.191
		II	B	3SB35 00-4SD31	1	1 unit	102	0.191
IKON	360012 K1	O	C	3SB35 00-5SD01	1	1 unit	102	0.196
		II	C	3SB35 00-5SD31	1	1 unit	102	0.180
BKS	S1	O + II	C	3SB35 00-5GD61	1	1 unit	102	0.175
		O	C	3SB35 00-5GD01	1	1 unit	102	0.175
		II	B	3SB35 00-5GD31	1	1 unit	102	0.188
O.M.R.	73038 Light blue	O	C	3SB35 00-3GG01	1	1 unit	102	0.165
		II	C	3SB35 00-3GG31	1	1 unit	102	0.174
	73037 Red	O	C	3SB35 00-3GH01	1	1 unit	102	0.173
		II	C	3SB35 00-3GH31	1	1 unit	102	0.165
	73034 Black	O	C	3SB35 00-3GJ01	1	1 unit	102	0.170
		II	C	3SB35 00-3GJ31	1	1 unit	102	0.165
73033 Yellow	O	C	3SB35 00-3GK01	1	1 unit	102	0.165	
	II	C	3SB35 00-3GK31	1	1 unit	102	0.165	
RONIS	SB 30	O+I	B	3SB35 00-4FD51	1	1 unit	102	0.107
		O	B	3SB35 00-4FD01	1	1 unit	102	0.108
		I	B	3SB35 00-4FD21	1	1 unit	102	0.109
CES	SSG 10	O+I	B	3SB35 00-4RD51	1	1 unit	102	0.191
		O	B	3SB35 00-4RD01	1	1 unit	102	0.191
		I	B	3SB35 00-4RD21	1	1 unit	102	0.191
IKON	360012 K1	O+I	C	3SB35 00-5RD51	1	1 unit	102	0.180
		O	C	3SB35 00-5RD01	1	1 unit	102	0.180
		I	B	3SB35 00-5RD21	1	1 unit	102	0.200
BKS	S1	O+I	C	3SB35 00-5FD51	1	1 unit	102	0.175
		O	B	3SB35 00-5FD01	1	1 unit	102	0.190
		I	B	3SB35 00-5FD21	1	1 unit	102	0.190
O.M.R.	73038 Light blue	O	B	3SB35 00-3FG01	1	1 unit	102	0.173
		B	3SB35 00-3FG21	1	1 unit	102	0.172	
	73037 Red	O	C	3SB35 00-3FH01	1	1 unit	102	0.175
		I	C	3SB35 00-3FH21	1	1 unit	102	0.165
	73034 Black	O	B	3SB35 00-3FJ01	1	1 unit	102	0.175
		I	C	3SB35 00-3FJ21	1	1 unit	102	0.175
73033 Yellow	O	B	3SB35 00-3FK01	1	1 unit	102	0.171	
	I	B	3SB35 00-3FK21	1	1 unit	102	0.170	

For special locks, see page 9/66.

¹⁾ Also available without holder. Supplement Order No. with "-Z" and quote order code "B01".

3SB3 Pushbutton Units and Indicator Lights, 22 mm Actuators and Indicators, Metal, Round

Actuators and indicators

Version	Color of actuator	DT	Order No.	Price per PU	PU (UNIT, SET, M)	PS*	PG	Weight per PU approx. kg
EMERGENCY-STOP commanding devices acc. to ISO 13850/EN 418 and IEC 60947-5-5 with holder¹⁾²⁾. Can also be used with 3TK28 safety combinations								
	Red	B	3SB35 00-1FA20		1	1 unit	102	0.107
Mushroom diameter 32 mm	EMERGENCY-STOP mushroom pushbuttons, Ø 32 mm, with positive latching acc. to EN 418, with rotate-to-unlatch mechanism							
	Red	▶	3SB35 00-1HA20		1	1 unit	102	0.114
Mushroom diameter 40 mm, rotate-to-unlatch mechanism	EMERGENCY-STOP mushroom pushbuttons, Ø 40 mm, with positive latching acc. to EN 418, with rotate-to-unlatch mechanism							
	Red	B	3SB35 00-1TA20		1	1 unit	102	0.113
Mushroom diameter 40 mm, rotate-to-unlatch mechanism	With pull-to-unlatch mechanism							
	Red	B	3SB35 00-1AA20		1	1 unit	102	0.139
Mushroom diameter 60 mm	EMERGENCY-STOP mushroom pushbuttons, Ø 60 mm, with positive latching acc. to EN 418, with rotate-to-unlatch mechanism							
	Red	B	3SB35 00-1BA20		1	1 unit	102	0.145
Mushroom diameter 40 mm, pull-to-unlatch mechanism	EMERGENCY-STOP mushroom pushbuttons, Ø 40 mm, with RONIS key-operated switch (with 2 keys) lock No. SB 30, with positive latching acc. to EN 418, unlocking only possible using key							
	Red	B	3SB35 00-1KA20		1	1 unit	102	0.173
Mushroom diameter 40 mm, pull-to-unlatch mechanism	EMERGENCY-STOP mushroom pushbuttons, Ø 40 mm, with CES key-operated switch (with 2 keys), lock No. SSG 10, with positive latching acc. to EN 418, unlocking only possible using key							
	Red	B	3SB35 00-1UA20		1	1 unit	102	0.173
Mushroom diameter 60 mm	EMERGENCY-STOP mushroom pushbuttons, Ø 40 mm, with IKON key-operated switch (with 2 keys), lock No. SB 360012 K1, with positive latching acc. to EN 418, unlocking only possible using key							
	Red	B	3SB35 00-1LA20		1	1 unit	102	0.171
Mushroom diameter 40 mm, with key-operated switch	EMERGENCY-STOP mushroom pushbuttons, Ø 40 mm, with BKS key-operated switch (with 2 keys), lock No. S1, with positive latching acc. to EN 418, unlocking only possible using key							
	Red	B	3SB35 00-1MA20		1	1 unit	102	0.179
Mushroom diameter 40 mm, with key-operated switch	EMERGENCY-STOP mushroom pushbuttons, Ø 40 mm, with O.M.R. key-operated switch (with 2 keys), lock No. 73037 with positive latching acc. to EN 418, unlocking using key							

For special locks, see page 9/66.

1) Also available without holder. Supplement Order No. with "-Z" and quote order code "B01".

2) The yellow backing plates must be ordered separately, see Accessories.

* You can order this quantity or a multiple thereof.

3SB3 Pushbutton Units and Indicator Lights, 22 mm Actuators and Indicators, Metal, Round

Actuators and indicators

Signaling elements with holder¹⁾



Indicator light with smooth lens

Version	Color of lens	DT	Order No.	Price per PU	PU (UNIT, SET, M)	PS*	PG	Weight per PU approx. kg
Indicator lights with lens with concentric rings²⁾								
	Red	▶	3SB35 01-6BA20		1	1 unit	102	0.063
	Yellow	B	3SB35 01-6BA30		1	1 unit	102	0.062
	Green	▶	3SB35 01-6BA40		1	1 unit	102	0.062
	Blue	B	3SB35 01-6BA50		1	1 unit	102	0.062
	White	B	3SB35 01-6BA60		1	1 unit	102	0.062
	Clear	▶	3SB35 01-6BA70		1	1 unit	102	0.062
Indicator lights with smooth lens²⁾								
	Red	B	3SB35 01-6AA20		1	1 unit	102	0.062
	Yellow	B	3SB35 01-6AA30		1	1 unit	102	0.062
	Green	B	3SB35 01-6AA40		1	1 unit	102	0.062
	Blue	B	3SB35 01-6AA50		1	1 unit	102	0.062
	White	▶	3SB35 01-6AA60		1	1 unit	102	0.062
	Clear	B	3SB35 01-6AA70		1	1 unit	102	0.062

1) Also available without holder. Supplement Order No. with "-Z" and quote order code "**B01**".



2) Inscription is possible by inserting a label.

3SB3 Pushbutton Units and Indicator Lights, 22 mm



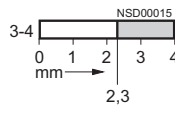

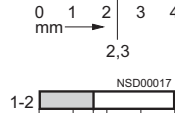

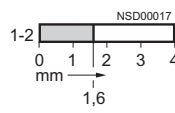

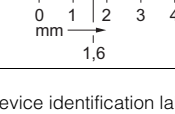


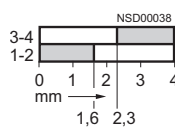

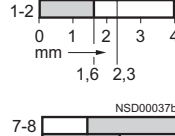

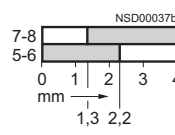

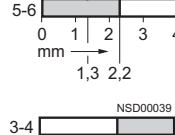


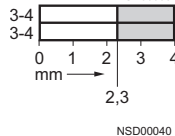

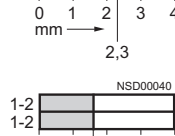

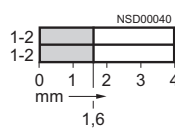

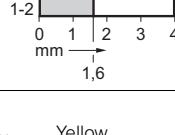


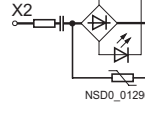
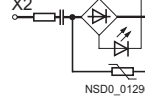
Components for Actuators and Indicators

Contact blocks and lampholders

Selection and ordering data

Version	Symbols	Color/operating travel	DT	Order No.	Price per PU	PU (UNIT, SET, M)	PS*	PG	Weight per PU approx.
		 Contact closed  Contact open							kg

Elements with screw connections, for front plate mounting


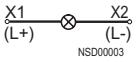
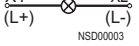
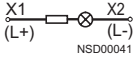
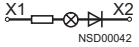
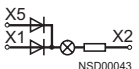
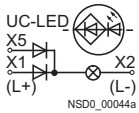

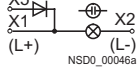


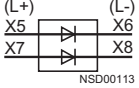
	Contact blocks with one contact									
	Mounting depth 50 mm									
	1 NO			▶	3SB34 00-0B		1	1 unit	102	0.011
	1 NO with gold-plated contacts			▶	3SB34 00-0BA		1	1 unit	102	0.011
	1 NC			▶	3SB34 00-0C		1	1 unit	102	0.011
	1 NC with gold-plated contacts			▶	3SB34 00-0CA		1	1 unit	102	0.012
	Contact blocks with 2 contacts									
	Mounting depth 65 mm (including device identification label)									
	1 NO + 1 NC			▶	3SB34 00-0A		1	1 unit	102	0.018
	1 NO + 1 NC with gold-plated contacts			▶	3SB34 00-0AA		1	1 unit	102	0.018
	1 NO leading + 1 NC delayed			B	3SB34 00-0H		1	1 unit	102	0.018
	1 NO leading + 1 NC delayed with gold-plated contacts			B	3SB34 00-0HA		1	1 unit	102	0.018
	2 NO			B	3SB34 00-0D		1	1 unit	102	0.018
	2 NO with gold-plated contacts			B	3SB34 00-0DA		1	1 unit	102	0.018
	2 NC			B	3SB34 00-0E		1	1 unit	102	0.018
	2 NC with gold-plated contacts			B	3SB34 00-0EA		1	1 unit	102	0.018
	Lampholders with integral LED									
	24 V AC/DC		Yellow Red Green Blue White	B	3SB34 00-1PA		1	1 unit	102	0.011
				▶	3SB34 00-1PB		1	1 unit	102	0.011
				▶	3SB34 00-1PC		1	1 unit	102	0.011
				B	3SB34 00-1PD		1	1 unit	102	0.033
				▶	3SB34 00-1PE		1	1 unit	102	0.011
	110 V AC		Yellow Red Green Blue White	B	3SB34 00-1QA		1	1 unit	102	0.012
				B	3SB34 00-1QB		1	1 unit	102	0.012
				B	3SB34 00-1QC		1	1 unit	102	0.012
				B	3SB34 00-1QD		1	1 unit	102	0.011
				B	3SB34 00-1QE		1	1 unit	102	0.012
	230 V AC		Yellow Red Green Blue White	B	3SB34 00-1RA		1	1 unit	102	0.012
			▶	3SB34 00-1RB		1	1 unit	102	0.012	
			▶	3SB34 00-1RC		1	1 unit	102	0.012	
			B	3SB34 00-1RD		1	1 unit	102	0.012	
			▶	3SB34 00-1RE		1	1 unit	102	0.012	

1) Positive opening according to IEC 60947-5-1, Appendix K.

3SB3 Pushbutton Units and Indicator Lights, 22 mm

Components for Actuators and Indicators

Contact blocks and lampholders

Version	Rated voltage of lamp V	Symbols	DT	Order No.	Price per PU	PU (UNIT, SET, M)	PS*	PG	Weight per PU approx. kg	
Elements with screw connections, for front plate mounting										
	BA 9s lampholders , mounting depth 50 mm									
	Without lamp	Acc. to lamp		▶	3SB34 00-1A		1	1 unit	102	0.010
	With 24 V incandescent lamp (3SX1 344)	24 V AC/DC		B	3SB34 00-1D		1	1 unit	102	0.012
	BA 9s lampholders , mounting depth 50 mm									
	With built-in resistor for longer endurance and with 130 V lamp (3SX1 731) ¹⁾	110/130 V AC/DC		B	3SB34 00-1B		1	1 unit	102	0.013
	With integrated voltage reducer and with 130 V lamp (3SX1 731) ¹⁾	230/240 V AC		B	3SB34 00-1C		1	1 unit	102	0.013
	BA 9s lampholders , with separate lamp test function ^{2) 3)}									
	With integrated voltage reducer and with 130 V lamp (3SX1 731) ¹⁾	230/240 V AC		B	3SB34 00-1F		1	1 unit	102	0.019
	Without lamp For incandescent lamp, max. 2.6 W; for LED lamp, AC/DC Not suitable for LED, AC or DC only	Acc. to lamp		B	3SB34 00-1G		1	1 unit	102	0.016
	Without lamp For incandescent lamp, max. 2.6 W; for LED lamp, AC or DC Not suitable for LED, AC + DC. For connecting to DC, X5 must be connected to L-.	Acc. to lamp		B	3SB34 00-1L		1	1 unit	102	0.017
Without lamp For incandescent lamp, max. 2.6 W; for glow lamp, AC	Acc. to lamp		B	3SB34 00-1H		1	1 unit	102	0.016	
	Transformers									
	For snapping onto 3SB34 00-1A lampholder	127 V / 24 V 240 V / 24 V 260 V / 24 V 400 V / 24 V		B	3SB34 00-3A		1	1 unit	102	0.109
				B	3SB34 00-3C		1	1 unit	102	0.108
				B	3SB34 00-3E		1	1 unit	102	0.110
				B	3SB34 00-3F		1	1 unit	102	0.108
	For incandescent lamp, 2 W, AC	127 V / 6 V 240 V / 6 V 400 V / 6 V 480 V / 6 V 600 V / 6 V		B	3SB34 00-3M		1	1 unit	102	0.108
				B	3SB34 00-3P		1	1 unit	102	0.107
				B	3SB34 00-3S		1	1 unit	102	0.107
				B	3SB34 00-3U		1	1 unit	102	0.132
				B	3SB34 00-3W		1	1 unit	102	0.128
Blocks with 2 diodes Type 1N 4007	$U_{RMS} =$ max. 250 V $I_{FAV} = 0.8$ A at $T_u = 60$ °C		B	3SB34 00-2A		1	1 unit	102	0.018	

1) Use these lamps only.

2) The lampholder with separate lamp test function can not be installed in an enclosure.

3) For examples of circuits, see Technical Information LV 1 T.

3SB3 Pushbutton Units and Indicator Lights, 22 mm

Components for Actuators and Indicators

Contact blocks and lampholders

Version	Rated voltage of lamp/ Symbols	Color/operating travel	DT	Order No.	Price per PU	PU (UNIT, SET, M)	PS*	PG	Weight per PU approx.
---------	-----------------------------------	------------------------	----	-----------	--------------	-------------------	-----	----	-----------------------

kg

Elements with spring-loaded terminals, for front panel mounting

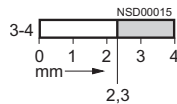


Contact blocks with one contact

Mounting depth 50 mm, grid 30 mm x 30 mm

1 NO

1 NO with gold-plated contacts



B

3SB34 03-0B

1

1 unit

102

0.008

B

3SB34 03-0BA

1

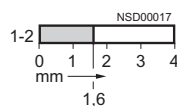
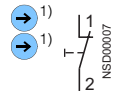
1 unit

102

0.008

1 NC

1 NC with gold-plated contacts



B

3SB34 03-0C

1

1 unit

102

0.008

B

3SB34 03-0CA

1

1 unit

102

0.008

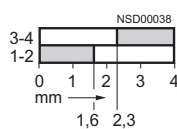
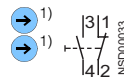


Contacts blocks with 2 contacts

Mounting depth 65 mm

1 NO + 1 NC

1 NO + 1 NC with gold-plated contacts



B

3SB34 03-0A

1

1 unit

102

0.018

B

3SB34 03-0AA

1

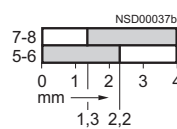
1 unit

102

0.018

1 NO leading + 1 NC delayed

1 NO leading + 1 NC delayed with gold-plated contacts



B

3SB34 03-0H

1

1 unit

102

0.018

B

3SB34 03-0HA

1

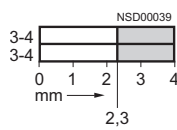
1 unit

102

0.018

2 NO

2 NO with gold-plated contacts



B

3SB34 03-0D

1

1 unit

102

0.017

B

3SB34 03-0DA

1

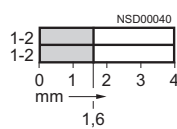
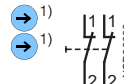
1 unit

102

0.017

2 NC

2 NC with gold-plated contacts



B

3SB34 03-0E

1

1 unit

102

0.018

B

3SB34 03-0EA

1

1 unit

102

0.018



BA 9s lampholders

Mounting depth 50 mm, grid 30 mm x 30 mm

Without lamp

Acc. to lamp



B

3SB34 03-1A

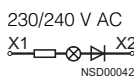
1

1 unit

102

0.008

With integrated voltage reducer and with 130 V lamp (3SX1 731)²⁾



B

3SB34 03-1C

1

1 unit

102

0.010

Lampholders with integral LED

Mounting depth 50 mm, grid 30 mm x 30 mm

24 V AC/DC	Yellow	B	3SB34 03-1PA	1	1 unit	102	0.009
	Red	B	3SB34 03-1PB	1	1 unit	102	0.010
	Green	B	3SB34 03-1PC	1	1 unit	102	0.009
	Blue	B	3SB34 03-1PD	1	1 unit	102	0.009
	White	B	3SB34 03-1PE	1	1 unit	102	0.009

110 V AC	Yellow	B	3SB34 03-1QA	1	1 unit	102	0.010
	Red <td>B</td> <td>3SB34 03-1QB <td>1 <th>1 unit</th> <th>102</th> <th>0.010</th> </td></td>	B	3SB34 03-1QB <td>1 <th>1 unit</th> <th>102</th> <th>0.010</th> </td>	1 <th>1 unit</th> <th>102</th> <th>0.010</th>	1 unit	102	0.010
	Green <td>B</td> <td>3SB34 03-1QC <td>1 <th>1 unit</th> <th>102</th> <th>0.010</th> </td></td>	B	3SB34 03-1QC <td>1 <th>1 unit</th> <th>102</th> <th>0.010</th> </td>	1 <th>1 unit</th> <th>102</th> <th>0.010</th>	1 unit	102	0.010
	Blue <td>B</td> <td>3SB34 03-1QD <td>1 <th>1 unit</th> <th>102</th> <th>0.010</th> </td></td>	B	3SB34 03-1QD <td>1 <th>1 unit</th> <th>102</th> <th>0.010</th> </td>	1 <th>1 unit</th> <th>102</th> <th>0.010</th>	1 unit	102	0.010
	White <td>B</td> <td>3SB34 03-1QE <td>1 <th>1 unit</th> <th>102</th> <th>0.010</th> </td></td>	B	3SB34 03-1QE <td>1 <th>1 unit</th> <th>102</th> <th>0.010</th> </td>	1 <th>1 unit</th> <th>102</th> <th>0.010</th>	1 unit	102	0.010

230 V AC	Yellow	B	3SB34 03-1RA	1	1 unit	102	0.010
	Red <td>B</td> <td>3SB34 03-1RB <td>1 <th>1 unit</th> <th>102</th> <th>0.010</th> </td></td>	B	3SB34 03-1RB <td>1 <th>1 unit</th> <th>102</th> <th>0.010</th> </td>	1 <th>1 unit</th> <th>102</th> <th>0.010</th>	1 unit	102	0.010
	Green <td>B</td> <td>3SB34 03-1RC <td>1 <th>1 unit</th> <th>102</th> <th>0.010</th> </td></td>	B	3SB34 03-1RC <td>1 <th>1 unit</th> <th>102</th> <th>0.010</th> </td>	1 <th>1 unit</th> <th>102</th> <th>0.010</th>	1 unit	102	0.010
	Blue <td>B</td> <td>3SB34 03-1RD <td>1 <th>1 unit</th> <th>102</th> <th>0.010</th> </td></td>	B	3SB34 03-1RD <td>1 <th>1 unit</th> <th>102</th> <th>0.010</th> </td>	1 <th>1 unit</th> <th>102</th> <th>0.010</th>	1 unit	102	0.010
	White <td>B</td> <td>3SB34 03-1RE <td>1 <th>1 unit</th> <th>102</th> <th>0.010</th> </td></td>	B	3SB34 03-1RE <td>1 <th>1 unit</th> <th>102</th> <th>0.010</th> </td>	1 <th>1 unit</th> <th>102</th> <th>0.010</th>	1 unit	102	0.010







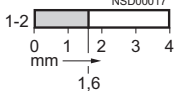


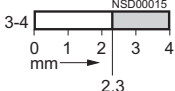

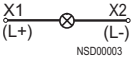


1) Positive opening according to IEC 60947-5-1, Appendix K.

2) Use these lamps only.

3SB3 Pushbutton Units and Indicator Lights, 22 mm

Components for Actuators and Indicators

Contact blocks and lampholders

Version	Symbols	Operating travel	DT	Order No.	Price per PU	PU (UNIT, SET, M)	PS*	PG	Weight per PU approx. kg	
		 Contact closed  Contact open								
Holders for 3 contact blocks, for front panel mounting										
	Holders for pushbuttons and switches¹⁾ For snapping on 3 blocks		▶	3SB39 01-0AB		100	20 units	102	0.100	
	Holders for selector switches, key-operated switches and twin pushbuttons With pressure plate for actuating a central contact block		▶	3SB39 01-0AC		100	10 units	102	0.200	
Elements with soldering pins, for use on printed circuit boards										
	Contact blocks with one contact Mounting depth 44 mm									
	1 NO				B	3SB34 11-0B	1	1 unit	102	0.003
	1 NC →²⁾				B	3SB34 11-0C	1	1 unit	102	0.003
	Lampholders Wedge base W2 x 4.6 d Without lamp Mounting depth 44 mm				B	3SB34 11-1A	1	1 unit	102	0.002
Pressure plates for use on printed circuit boards										
	Pressure plates for selector switches and key-operated switches For actuating a central contact block			B	3SB39 01-0AW	100	10 units	102	0.100	
Accessories for printed circuit boards										
	Holders for printed circuit boards For mounting the commanding devices on the printed circuit board (screw supplied)			B	3SB39 01-0AA	100	10 units	102	0.200	

1) Holder also for mushroom pushbutton and push-pull-button.
 2) Positive opening according to IEC 60947-5-1, Appendix K.

3SB3 Pushbutton Units and Indicator Lights, 22 mm

Components for Actuators and Indicators

**AS-Interface F adapters
for EMERGENCY-STOP control devices**

Overview



The AS-Interface F adapter is used to connect an EMERGENCY-STOP control device according to ISO 13850 or EN 418 from the 3SB3 series to the AS-Interface bus system.

The F adapter has a safe AS-Interface slave and is snapped from behind onto the EMERGENCY-STOP control device (only actuating element). In the expanded version, an output for controlling indicator lights is available.

The adapter has 2 inputs, which are connected to the AS-Interface cable by screw-type or spring-loaded terminals. The expanded version includes an output for controlling light indicators.

Addressing is performed using the AS-Interface connections or the integrated addressing socket.

Selection and ordering data

Version	Connection	DT	Order No.	Price per PU	PU (UNIT, SET, M)	PS*	PG	Weight per PU approx. kg
AS-Interface F adapters for EMERGENCY-STOP control devices SIRIUS 3SB3¹⁾								
For mounting on front plate								
• 2 inputs	Screw-type terminals	▶	3SF5 402-1AA03		1	1 ST	121	0,070
	Spring-loaded terminals	▶	3SF5 402-1AA04		1	1 ST	121	0,070
• 2 inputs / 1 output for LED control	Screw-type terminals	▶	3SF5 402-1AB03		1	1 ST	121	0,070
	Spring-loaded terminals	▶	3SF5 402-1AB04		1	1 ST	121	0,070

1) The EMERGENCY-STOP control device is not included in the scope of supply.

3SB3 Pushbutton Units and Indicator Lights, 22 mm

Components for Actuators and Indicators

Special locks

Options

Special locks for key-operated switches

The plastic and metal locks, round and square versions, can be optionally equipped with special locks.

For special locks that are listed in the table below, the normal delivery time is 5 working days.

In this case the Order No. must be supplemented with "-Z", the order code "Y02" and the required lock number.

Ordering example

3SB30 00-4LD01-Z
Y02
Z = SSG11

Special locks	Order No. Order code
Key-operated switches	
SB31 to SB49, T421, T455, T458	3SB3. ...-4AD...Z Y02 3SB3. ...-4BD...Z Y02 3SB3. ...-4DD...Z Y02 3SB3. ...-4ED...Z Y02 3SB3. ...-4GD...Z Y02 3SB3. ...-4FD...Z Y02
SSG 11 to SSG 15	3SB3. ...-4LD...Z Y02 3SB3. ...-4MD...Z Y02 3SB3. ...-4PD...Z Y02 3SB3. ...-4QD...Z Y02 3SB3. ...-4RD...Z Y02 3SB3. ...-4SD...Z Y02
E1, E2, E7, E9	3SB3. ...-5AD...Z Y02 3SB3. ...-5BD...Z Y02 3SB3. ...-5DD01-Z Y02 3SB3. ...-5DD11-Z Y02 3SB3. ...-5DD41-Z Y02 3SB3. ...-5ED...Z Y02 3SB3. ...-5FD01-Z Y02 3SB3. ...-5GD01-Z Y02
E9	3SB3. ...-5FD51-Z Y02
EMERGENCY-STOP mushroom pushbuttons	
SB31 to SB49, T421, T455, T458	3SB3. ...-1BA20-Z Y02
SSP 9	3SB3. ...-1KA20-Z Y02
E2, E7, E9	3SB3. ...-1LA20-Z Y02

For special locks that are not listed in the table, the normal delivery time is 25 working days.

In this case the Order No. must be supplemented with "-Z", the order code "Y01" and the required lock number.

Ordering example

3SB30 00-4LD01-Z
Y01
Z = SSG18

Notes

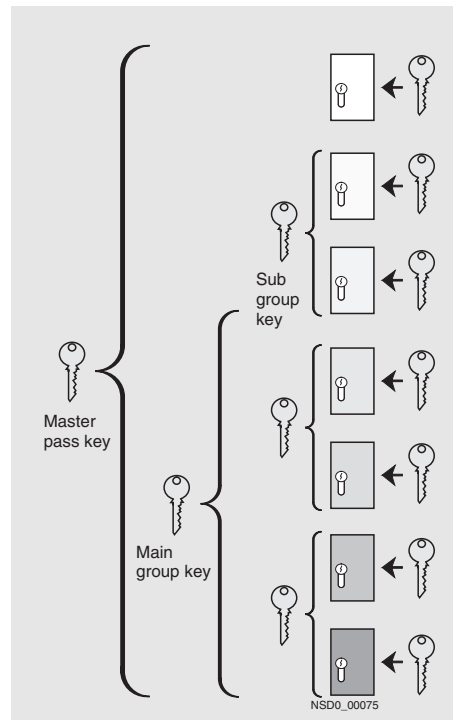
- For applications in which access security is important and several lock numbers are used, we recommend the use of BKS, CES or IKON key-operated switches.
- Special locks for VW (E1, E2, ...) will be delivered without keys, all others with 2 keys.
- For all special locks, a price supplement applies.

Master and master-pass key systems

The following key systems can be supplied with BKS, CES and IKON key-operated switches:

- Central lock systems
- Master key systems
- Central master key systems
- Master-pass key systems

Please enquire for price and delivery time.



Example of master-pass key system

3SB3 Pushbutton Units and Indicator Lights, 22 mm Inscriptions

Laser inscriptions

Overview

Labeling of actuators and indicators

Actuators and indicators of plastic as well as metal type can be optionally inscribed with a laser.

The actuators of the pushbuttons, illuminated pushbuttons, mushroom pushbuttons and illuminated mushroom pushbuttons can be inscribed as well as the lenses of the indicator lights. Knobs can be inscribed only if they are made of plastic.



Pushbutton with laser inscription

Ordering notes

When ordering, supplement the Order No. of the actuating element or the indicator light with "**-Z**" and an order code:

- Text in upper/lower case, upper case only for beginning of line (e.g. "Lift out"): **Y10**
- Text in upper case (e.g. "LIFT OUT"): **Y11**
- Text in lower case (e.g. "lift out"): **Y12**
- Text in upper/lower case, all words begin with capital letters (e.g. "Lift Out"): **Y15**
- Symbols with number according to DIN Report 4 (ISO 7000, IEC 60417, DIN 30600): **Y13**
- Inscription or symbols according to order form supplement: **Y19**

Additional price per unit for Y10 to Y15: € 0.60

Additional price per unit for Y19: € 1.70

The required inscription must also be specified in plain text. In the case of inscriptions with words in languages other than German, give the exact spelling and specify the language. In the case of symbols with No., quote the corresponding standard.

For special symbols (short code Y19), a CAD drawing in DXF format can be submitted.

Ordering examples

A round pushbutton with the inscription "Reset" is required:

3SB30 00-0AA41-Z

Y10

Z = Reset (English)

A square pushbutton inscribed with symbol No. 19 according to DIN 30600 is required:

3SB31 10-0AA31-Z

Y13

Z = 19 DIN 30600

3SB3 Pushbutton Units and Indicator Lights, 22 mm Inscriptions

Inscriptions by laser printer

Overview

Label inscriptions

Using the *Label Designer* software, which can be downloaded from the Internet, and the inscription plates for laser inscription you can create your own customized labels with a standard laser printer.

The self-adhesive or snap-on labels can be stuck or snap-fitted to the corresponding label holders (see [Name plates](#)). Round labels are provided for inserting in illuminated pushbuttons and switches.

The labels are suitable for printing with one to three lines of text or symbols.

For applications with more exacting requirements we recommend factory-printed inscription labels (laser-printed or engraved depending on the type).

You can find the *Label Designer* software on the Internet at:

<http://www.siemens.de/sirius-label-designer>

Selection and ordering data

Version	Color	DT	Order No.	Price per PU	PU (UNIT, SET, M)	PS*	PG	Weight per PU approx. kg
---------	-------	----	-----------	--------------	-------------------	-----	----	--------------------------

Labels for printing



Insert labels For inserting in illuminated push-buttons and illuminated switches	Milky	A	3SB39 01-2AB		100	480 units	102	10.000
Labeling plates 12.5 mm x 27 mm For sticking onto label holder	White	A	3SB39 02-2AA		100	480 units	102	10.000
Labeling plates 27 mm x 27 mm For sticking onto label holder	White	A	3SB39 03-2AA		100	480 units	102	10.000
Labeling plates 17.5 mm x 28 mm For snapping onto label holder	White	A	3SB39 05-2AA		100	720 units	102	11.000
Labeling plates 22 mm x 22 mm For sticking onto enclosure	White	A	3SB39 06-2AA		100	700 units	102	11.000

3SB3 Pushbutton Units and Indicator Lights, 22 mm

Inscriptions

Insert labels

Overview

Pushbuttons (clear) and illuminated pushbuttons with a flat button can be fitted with insert labels for identification purposes, but indicator lights cannot.












These inscription labels are made of clear, transparent molded-plastic with black inscription; they can be fitted in any 90° angle.

Inscriptions

The inscriptions have upper case initial letters. The symbols, including those not listed in the catalog, are in accordance with DIN Report 4.

The inscription labels without lettering are suitable for user marking with permanent pen.












Selection and ordering data

Inscriptions	Serial number acc. to DIN Report 4	DT	Round range, plastic and metal version	PU (UNIT, SET, M)	PS*	PG	Weight per PU approx.
			Order No.	Price per PU			kg
Insert labels for self-inscriptions							
 Blank		B	3SB19 01-4AS		100	10 units	102 0.100
Insert labels with inscriptions							
 Ein		B	3SB19 01-4AB		100	10 units	102 0.100
On		B	3SB19 01-4EB		100	10 units	102 0.100
Aus		B	3SB19 01-4AC		100	10 units	102 0.100
Off		B	3SB19 01-4EC		100	10 units	102 0.100
Auf		B	3SB19 01-4AD		100	10 units	102 0.100
Up		B	3SB19 01-4ED		100	10 units	102 0.100
Ab		B	3SB19 01-4AE		100	10 units	102 0.100
Down		B	3SB19 01-4EE		100	10 units	102 0.100
Vor		B	3SB19 01-4AF		100	10 units	102 0.100
Forward		B	3SB19 01-4EF		100	10 units	102 0.100
Zurück		B	3SB19 01-4AG		100	10 units	102 0.100
Rechts		B	3SB19 01-4AH		100	10 units	102 0.100
Right		C	3SB19 01-4EH		100	10 units	102 0.100
Links		B	3SB19 01-4AJ		100	10 units	102 0.100
Left		C	3SB19 01-4EJ		100	10 units	102 0.100
Auf		B	3SB19 01-4AD		100	10 units	102 0.100
Open		B	3SB19 01-4EP		100	10 units	102 0.100
Zu		B	3SB19 01-4AL		100	10 units	102 0.100
Close		B	3SB19 01-4EQ		100	10 units	102 0.100
Schnell		B	3SB19 01-4AM		100	10 units	102 0.100
Fast		B	3SB19 01-4ER		100	10 units	102 0.100
Langsam		B	3SB19 01-4AN		100	10 units	102 0.100
Slow		B	3SB19 01-4ES		100	10 units	102 0.100
Betrieb		B	3SB19 01-4AP		100	10 units	102 0.100
Running		B	3SB19 01-4EV		100	10 units	102 0.100
Störung		B	3SB19 01-4AQ		100	10 units	102 0.100
Fault		B	3SB19 01-4EW		100	10 units	102 0.100
Einrichten		B	3SB19 01-4AR		100	10 units	102 0.100
Reset		B	3SB19 01-4EM		100	10 units	102 0.100
Test		B	3SB19 01-4EN		100	10 units	102 0.100
Start		B	3SB19 01-4EK		100	10 units	102 0.100
Halt		B	3SB19 01-4AK		100	10 units	102 0.100
Stop		B	3SB19 01-4EL		100	10 units	102 0.100
Insert labels with symbols for ON/OFF							
 O (Off)		15	B	3SB19 01-4MB		100	10 units 102 0.100
I (On)		16	B	3SB19 01-4MC		100	10 units 102 0.100
II (On)		--	B	3SB19 01-4MD		100	10 units 102 0.100
Insert labels with equipment symbols							
Electric motor		42	B	3SB19 01-4PA		100	10 units 102 0.100
Insert labels with motion symbols							
Motion in direction of arrow		28	B	3SB19 01-4NA		100	10 units 102 0.100
Increase, plus		40	B	3SB19 01-4NG		100	10 units 102 0.100
Decrease, minus		41	B	3SB19 01-4MC		100	10 units 102 0.100
Insert labels with customized inscriptions							
 Any inscription or symbol can be selected			C	3SB19 01-4AZ K0Y, K1Y, K2Y, K3Y or K5Y	1	10 units	102 0.001
			D	K9Y	1	10 units	102 0.001

* You can order this quantity or a multiple thereof.

3SB3 Pushbutton Units and Indicator Lights, 22 mm Inscriptions

Insert labels

Inscriptions	Serial number acc. to DIN Report 4	DT	Square range, plastic version	Order No.	Price per PU	PU (UNIT, SET, M)	PS*	PG	Weight per PU approx.		
kg											
Insert labels for self-inscriptions											
	Blank	B	3SB39 40-4AA			100	10 units	102	0.100		
Insert labels with inscriptions											
	Ein	B	3SB39 40-4AB			100	10 units	102	0.100		
	On	C	3SB39 40-4EB			100	10 units	102	0.100		
	Aus	C	3SB39 40-4AC			100	10 units	102	0.100		
	Off	C	3SB39 40-4EC			100	10 units	102	0.100		
	Auf	B	3SB39 40-4AD			100	10 units	102	0.100		
	Up	C	3SB39 40-4ED			100	10 units	102	0.100		
	Ab	B	3SB39 40-4AE			100	10 units	102	0.100		
	Down	C	3SB39 40-4EE			100	10 units	102	0.100		
	Forward	C	3SB39 40-4EF			100	10 units	102	0.100		
	Reverse	C	3SB39 40-4EG			100	10 units	102	0.100		
	Rechts	C	3SB39 40-4AH			100	10 units	102	0.100		
	Links	C	3SB39 40-4AJ			100	10 units	102	0.100		
	Auf	B	3SB39 40-4AD			100	10 units	102	0.100		
	Zu	B	3SB39 40-4AL			100	10 units	102	0.100		
	Schnell	B	3SB39 40-4AM			100	10 units	102	0.100		
	Langsam	B	3SB39 40-4AN			100	10 units	102	0.100		
	Running	C	3SB39 40-4EV			100	10 units	102	0.100		
	Störung	C	3SB39 40-4AQ			100	10 units	102	0.100		
	Fault	C	3SB39 40-4EW			100	10 units	102	0.100		
	Reset	C	3SB39 40-4EM			100	10 units	102	0.100		
	Start	B	3SB39 40-4EK			100	10 units	102	0.100		
	Halt	B	3SB39 40-4AK			100	10 units	102	0.100		
	Stop	B	3SB39 40-4EL			100	10 units	102	0.100		
Insert labels with symbols for ON/OFF											
	O (Off)			15	B	3SB39 40-4MB		100	10 units	102	0.100
	I (On)			16	B	3SB39 40-4MC		100	10 units	102	0.100
	II (On)			--	B	3SB39 40-4MD		100	10 units	102	0.100
Insert labels with equipment symbols											
	Electric motor			42	C	3SB39 40-4PA		100	10 units	102	0.100
Insert labels with motion symbols											
	Motion in direction of arrow			28	B	3SB39 40-4NA		100	10 units	102	0.100
	Increase, plus			40	B	3SB39 40-4NG		100	10 units	102	0.100
	Decrease, minus			41	B	3SB39 40-4MC		100	10 units	102	0.100
Insert labels with customized inscriptions											
	Any inscription or symbol can be selected	C	3SB39 40-4AZ K0Y, K1Y, K2Y, K3Y or K5Y			1	10 units	102	0.001		
		D	K9Y			1	10 units	102	0.001		

Options

Customized inscriptions

The labels can be inscribed with text and symbols not listed in the ordering data.

Append the following codes to the order number:

- Text line(s) in upper/lower case, upper case only for beginning of line (e.g. "Lift out"): **K0Y**
- Text line(s) in upper case (e.g. "LIFT OUT"): **K1Y**
- Text line(s) in lower case (e.g. "lift out"): **K2Y**
- Text line(s) in upper/lower case, all words begin with upper case letters (e.g. "Lift Out"): **K5Y**
- Symbols with number according to DIN Report 4 (ISO 7000, IEC 60417, DIN 30600): **K3Y**
- Any inscription or symbols according to order form supplement: **K9Y**

DIN Report 4 can be obtained from Beuth Verlag GmbH, D-10772 Berlin

Examples for customized inscription



Two-line inscription in upper/lower case lettering



Single-line inscription in upper case lettering



Three-line inscription in lower case letters



Symbol No. 19 according to DIN Report 4



Symbol according to order supplement

Ordering notes

When ordering, specify the required inscription in plain text in addition to the order number and order code. In the case of special inscriptions with words in languages other than German, give the exact spelling and specify the language. In the case of symbols with No., quote the corresponding standard.

By default, a letter height of 4 mm (for a single line of text) or 3 mm (for 2 or 3 lines of text) is used for text inscriptions.

The typeface used is Univers. Other letter heights and typefaces are possible, but must be specified when ordering.

For round inscription labels, the maximum possible number of characters per line is:

- 10 characters for one line of text
- 8 characters for 2 lines of text
- 6 characters for 3 lines of text, but 10 characters in the middle line

On square insert labels, 10 characters are possible per line.

In the case of multi-line inscriptions, the text must be assigned to the respective line, e.g. "L1= Lift, L2=Lower". For long words you can also specify the end-of-line division.

For special symbols (short code K9Y), a CAD drawing in DXF format can be submitted.

Ordering example

You want a label with symbol No. 19 according to DIN Report 30600:

3SB19 01-4AZ
K3Y
Z = 19 DIN 30600

3SB3 Pushbutton Units and Indicator Lights, 22 mm Inscriptions

Name plates

Overview

The name plates consist of a black molded-plastic label holder and a labeling plate (black with white print or silver-colored with black print) for sticking or snapping in place. They are not suitable for EMERGENCY-STOP pushbuttons.

Note insert dimensions!

Inscription

The inscriptions have upper case initial letters. The symbols, including those not listed in the catalog, are in accordance with DIN Report 4.

Self-adhesive labels

The labeling plates are self-adhesive.

There are 2 sizes available for the round and square designs:







































- 30 mm × 45 mm label holders with 12.5 mm × 27 mm labeling plate
- 30 mm × 60 mm label holders with 27 mm × 27 mm labeling plate

Snap-on labels

The following versions are available for the round program:

- 29.8 mm × 51 mm label holders with 17.5 mm × 28 mm labeling plates (inscription area: 17.5 mm × 27 mm)





Selection and ordering data

Inscriptions	DT	Labeling plates, self-adhesive, black 12.5 mm × 27 mm	PU (UNIT, SET, M)	PS*	PG	Weight per PU approx.
		Order No.	Price per PU			kg
Labels for self-inscriptions						
 Blank	▶	3SB39 02-1AA		100	10 units	102 0.100
Labels with inscriptions						
 Ein	B	3SB39 02-1AB		100	10 units	102 0.100
 On	B	3SB39 02-1EB		100	10 units	102 0.100
 Aus	B	3SB39 02-1AC		100	10 units	102 0.100
 Off	B	3SB39 02-1EC		100	10 units	102 0.100
 Auf	B	3SB39 02-1AD		100	10 units	102 0.100
 Up	B	3SB39 02-1ED		100	10 units	102 0.100
 Ab	B	3SB39 02-1AE		100	10 units	102 0.100
 Down	B	3SB39 02-1EE		100	10 units	102 0.100
 Vor	B	3SB39 02-1AF		100	10 units	102 0.100
 Forward	B	3SB39 02-1EF		100	10 units	102 0.100
 Zurück	B	3SB39 02-1AG		100	10 units	102 0.100
 Reverse	B	3SB39 02-1EG		100	10 units	102 0.100
 Rechts	B	3SB39 02-1AH		100	10 units	102 0.100
 Right	B	3SB39 02-1EH		100	10 units	102 0.100
 Links	B	3SB39 02-1AJ		100	10 units	102 0.100
 Left	B	3SB39 02-1EJ		100	10 units	102 0.100
 Auf	B	3SB39 02-1AD		100	10 units	102 0.100
 Open	B	3SB39 02-1EP		100	10 units	102 0.100
 Zu	B	3SB39 02-1AL		100	10 units	102 0.100
 Close	B	3SB39 02-1EQ		100	10 units	102 0.100
 Betrieb	B	3SB39 02-1AP		100	10 units	102 0.100
 Störung	B	3SB39 02-1AQ		100	10 units	102 0.100
 Fault	B	3SB39 02-1EW		100	10 units	102 0.100
 Test	B	3SB39 02-1EN		100	10 units	102 0.100
 Start	B	3SB39 02-1EL		100	10 units	102 0.100
 Halt	B	3SB39 02-1AK		100	10 units	102 0.100
 Stop	B	3SB39 02-1EK		100	10 units	102 0.100
 Stop Start	B	3SB39 02-1BC		100	10 units	102 0.100
 Hand Auto	C	3SB39 02-1BA		100	10 units	102 0.100
 Man Auto	B	3SB39 02-1EU		100	10 units	102 0.100
Labels with symbols						
 O	B	3SB39 02-1MB		100	10 units	102 0.100
 I	B	3SB39 02-1MC		100	10 units	102 0.100
 O I	B	3SB39 02-1MF		100	10 units	102 0.100
 1 2	B	3SB39 02-1ML		100	10 units	102 0.100
 ↑	B	3SB39 02-1NJ		100	10 units	102 0.100
 →	B	3SB39 02-1NA		100	10 units	102 0.100
Labels with customized inscriptions						
 Any inscription or symbol can be selected (see Options)	C	3SB39 02-1XZ K0Y, K1Y, K2Y, K3Y or K5Y		1	10 units	102 0.001
	C	K9Y		1	10 units	102 0.001

* You can order this quantity or a multiple thereof.

3SB3 Pushbutton Units and Indicator Lights, 22 mm Inscriptions

Name plates

Inscriptions		DT	Labeling plates, self-adhesive, silver-colored 12.5 mm x 27 mm	PU (UNIT, SET, M)	PS*	PG	Weight per PU approx.
			Order No.	Price per PU			kg
Labels for self-inscriptions							
	Blank	B	3SB19 01-2AA	100	10 units	102	0.100
Labels with inscriptions							
	Ein	B	3SB19 01-2AB	100	10 units	102	0.100
	On	B	3SB19 01-2EB	100	10 units	102	0.100
	Aus	B	3SB19 01-2AC	100	10 units	102	0.100
	Off	B	3SB19 01-2EC	100	10 units	102	0.100
	Auf	B	3SB19 01-2AD	100	10 units	102	0.100
	Up	B	3SB19 01-2ED	100	10 units	102	0.100
	Ab	B	3SB19 01-2AE	100	10 units	102	0.100
	Down	B	3SB19 01-2EE	100	10 units	102	0.100
	Vor	B	3SB19 01-2AF	100	10 units	102	0.100
	Forward	B	3SB19 01-2EF	100	10 units	102	0.100
	Zurück	B	3SB19 01-2AG	100	10 units	102	0.100
	Reverse	B	3SB19 01-2EG	100	10 units	102	0.100
	Rechts	B	3SB19 01-2AH	100	10 units	102	0.100
	Right	B	3SB19 01-2EH	100	10 units	102	0.100
	Links	B	3SB19 01-2AJ	100	10 units	102	0.100
	Left	B	3SB19 01-2EJ	100	10 units	102	0.100
	Auf	B	3SB19 01-2AD	100	10 units	102	0.100
	Open	B	3SB19 01-2EP	100	10 units	102	0.100
	Zu	B	3SB19 01-2AL	100	10 units	102	0.100
	Close	B	3SB19 01-2EQ	100	10 units	102	0.100
	Schnell	B	3SB19 01-2AM	100	10 units	102	0.100
	Fast	B	3SB19 01-2ER	100	10 units	102	0.100
	Langsam	B	3SB19 01-2AN	100	10 units	102	0.100
	Slow	B	3SB19 01-2ES	100	10 units	102	0.100
	Betrieb	B	3SB19 01-2AP	100	10 units	102	0.100
	Running	B	3SB19 01-2EV	100	10 units	102	0.100
	Störung	B	3SB19 01-2AQ	100	10 units	102	0.100
	Fault	B	3SB19 01-2EW	100	10 units	102	0.100
	Einrichten	B	3SB19 01-2AR	100	10 units	102	0.100
	Reset	B	3SB19 01-2EM	100	10 units	102	0.100
	Test	B	3SB19 01-2EN	100	10 units	102	0.100
	Start	B	3SB19 01-2EL	100	10 units	102	0.100
	Halt	B	3SB19 01-2AK	100	10 units	102	0.100
	Stop	B	3SB19 01-2EK	100	10 units	102	0.100
	Stop Start	B	3SB19 01-2BC	100	10 units	102	0.100
	Hand Auto	B	3SB19 01-2BA	100	10 units	102	0.100
	Man Auto	B	3SB19 01-2EU	100	10 units	102	0.100
	Hand O Auto	B	3SB19 01-2BE	100	10 units	102	0.100
	Man O Auto	B	3SB19 01-2ET	100	10 units	102	0.100
Labels with symbols							
	O	B	3SB19 01-2MB	100	10 units	102	0.100
	I	B	3SB19 01-2MC	100	10 units	102	0.100
	II	B	3SB19 01-2MD	100	10 units	102	0.100
	III	B	3SB19 01-2ME	100	10 units	102	0.100
	O – I	B	3SB19 01-2MF	100	10 units	102	0.100
	I – O – II	C	3SB19 01-2MG	100	10 units	102	0.100
	↑	B	3SB19 01-2NJ	100	10 units	102	0.100
	→	B	3SB19 01-2NA	100	10 units	102	0.100
Labels with customized inscriptions							
	Any inscription or symbol can be selected (see Options)	C	3SB19 01-2XZ K0Y, K1Y, K2Y, K3Y or K5Y	1	10 units	102	0.001
		C	K9Y	1	10 units	102	0.001

Version		DT	Labeling plates, self-adhesive 12.5 mm x 27 mm	PU (UNIT, SET, M)	PS*	PG	Weight per PU approx.
			Order No.	Price per PU			kg

Label holders



For round range, flat
For square range
For potentiometer actuator 3SB10 00-7CH07¹⁾








B	3SB39 22-0AV	100	10 units	102	0.200
B	3SB39 42-0AX	100	5 units	102	0.200
B	3SB39 22-0AS	1	1 unit	102	0.003

1) This label holder can also be used for pushbuttons with dust covers if the front plate thickness of 3 mm is not exceeded.

* You can order this quantity or a multiple thereof.



















3SB3 Pushbutton Units and Indicator Lights, 22 mm Inscriptions



















Name plates


Inscriptions		DT	Labeling plates, self-adhesive, black 27 mm x 27 mm	PU (UNIT, SET, M)	PS*	PG	Weight per PU approx.
			Order No.	Price per PU			kg
Labels for self-inscriptions							
	Blank	B	3SB39 03-1AA	100	10 units	102	0.100
Labels with inscriptions							
	Ein	B	3SB39 03-1AB	100	10 units	102	0.100
	On	B	3SB39 03-1EB	100	10 units	102	0.100
	Aus	B	3SB39 03-1AC	100	10 units	102	0.100
	Off	B	3SB39 03-1EC	100	10 units	102	0.100
	Auf	B	3SB39 03-1AD	100	10 units	102	0.100
	Ab	B	3SB39 03-1AE	100	10 units	102	0.100
	Vor	B	3SB39 03-1AF	100	10 units	102	0.100
	Zurück	B	3SB39 03-1AG	100	10 units	102	0.100
	Rechts	B	3SB39 03-1AH	100	10 units	102	0.100
	Links	B	3SB39 03-1AJ	100	10 units	102	0.100
	Auf Zu	B B	3SB39 03-1AD 3SB39 03-1AL	100 100	10 units 10 units	102 102	0.100 0.100
	Betrieb	B	3SB39 03-1AP	100	10 units	102	0.100
	Störung	B	3SB39 03-1AQ	100	10 units	102	0.100
	Start	B	3SB39 03-1EL	100	10 units	102	0.100
Halt	B	3SB39 03-1AK	100	10 units	102	0.100	
Stop Start	B	3SB39 03-1BC	100	10 units	102	0.100	
Hand Auto	B	3SB39 03-1BA	100	10 units	102	0.100	
Labels with symbols							
	O I	B	3SB39 03-1MF	100	10 units	102	0.100
	→	B	3SB39 03-1NA	100	10 units	102	0.100
Labels with customized inscriptions							
	Any inscription or symbol can be selected (see Options)	C	3SB39 03-1XZ K0Y, K1Y, K2Y, K3Y or K5Y	1	10 units	102	0.001
		C	K9Y	1	10 units	102	0.001
Inscriptions		DT	Labeling plates, self-adhesive, silver-colored 27 mm x 27 mm	PU (UNIT, SET, M)	PS*	PG	Weight per PU approx.
			Order No.	Price per PU			kg
Labels for self-inscriptions							
	Blank	B	3SB19 06-2AA	100	10 units	102	0.100
Labels with customized inscriptions							
	Any inscription or symbol can be selected (see Options)	C	3SB19 06-2XZ K0Y, K1Y, K2Y, K3Y or K5Y	1	1 unit	102	0.001
		C	K9Y	1	1 unit	102	0.001
Version		DT	Labeling plates, self-adhesive 27 mm x 27 mm	PU (UNIT, SET, M)	PS*	PG	Weight per PU approx.
			Order No.	Price per PU			kg
Label holders							
	For round range, flat	B	3SB39 23-0AV	100	10 units	102	0.200
	For round range, raised	C	3SB39 23-0AX	1	5 units	102	0.005
	For square range	B	3SB39 43-0AX	100	5 units	102	0.200

3SB3 Pushbutton Units and Indicator Lights, 22 mm Inscriptions

Name plates

Inscriptions	DT	Labeling plates, for snapping on, black 17.5 mm × 28 mm	PU (UNIT, SET, M)	PS*	PG	Weight per PU approx.
		Order No.	Price per PU			kg
Labels for self-inscriptions						
 Blank	B	3SB39 05-1AA		100	10 units	102 0.100
Labels with inscriptions						
 Ein	B	3SB39 05-1AB		100	10 units	102 0.100
 Aus	B	3SB39 05-1AC		100	10 units	102 0.100
 Auf	B	3SB39 05-1AD		100	10 units	102 0.100
 Ab	B	3SB39 05-1AE		100	10 units	102 0.100
 Zurück	B	3SB39 05-1AG		100	10 units	102 0.100
 Zu	B	3SB39 05-1AL		100	10 units	102 0.100
 Betrieb	B	3SB39 05-1AP		100	10 units	102 0.100
 Störung	B	3SB39 05-1AQ		100	10 units	102 0.100
 Start	B	3SB39 05-1EL		100	10 units	102 0.100
 Halt	B	3SB39 05-1AK		100	10 units	102 0.100
 Stop	B	3SB39 05-1EK		100	10 units	102 0.100
 Stop Start	B	3SB39 05-1BC		100	10 units	102 0.100
 Hand Auto	B	3SB39 05-1BA		100	10 units	102 0.100
Labels with symbols						
 O I	B	3SB39 05-1MF		100	10 units	102 0.100
 ↑	B	3SB39 05-1NJ		100	10 units	102 0.100
 →	B	3SB39 05-1NA		100	10 units	102 0.100
Labels with customized inscriptions						
 Any inscription or symbol can be selected (see Options)	B	3SB39 05-1XZ K0Y, K1Y, K2Y, K3Y or K5Y		1	1 unit	102 0.001
	B	K9Y		1	1 unit	102 0.001

Inscriptions	DT	Labeling plates, for snapping on, silver-colored 17.5 mm × 28 mm	PU (UNIT, SET, M)	PS*	PG	Weight per PU approx.
		Order No.	Price per PU			kg
Labels for self-inscriptions						
 Blank	B	3SB19 04-2AA		100	10 units	102 0.100
Labels with inscriptions						
 Ein	B	3SB19 04-2AB		100	10 units	102 0.100
 Aus	B	3SB19 04-2AC		100	10 units	102 0.100
 Auf	B	3SB19 04-2AD		100	10 units	102 0.100
 Ab	B	3SB19 04-2AE		100	10 units	102 0.100
 Zurück	B	3SB19 04-2AG		100	10 units	102 0.100
 Zu	B	3SB19 04-2AL		100	10 units	102 0.100
 Betrieb	B	3SB19 04-2AP		100	10 units	102 0.100
 Störung	B	3SB19 04-2AQ		100	10 units	102 0.100
 Start	B	3SB19 04-2EL		100	10 units	102 0.100
 Halt	B	3SB19 04-2AK		100	10 units	102 0.100
 Stop	B	3SB19 04-2EK		100	10 units	102 0.100
 Stop Start	B	3SB19 04-2BC		100	10 units	102 0.100
 Hand Auto	B	3SB19 04-2BA		100	10 units	102 0.100
Labels with symbols						
 O I	B	3SB19 04-2MF		100	10 units	102 0.100
 ↑	B	3SB19 04-2NJ		100	10 units	102 0.100
 →	B	3SB19 04-2NA		100	10 units	102 0.100
Labels with customized inscriptions						
 Any inscription or symbol can be selected (see Options)	C	3SB19 04-2XZ K0Y, K1Y, K2Y, K3Y or K5Y		1	1 unit	102 0.001
	C	K9Y		1	1 unit	102 0.001

Version	DT	Labeling plates, for snapping on 17.5 mm × 28 mm	PU (UNIT, SET, M)	PS*	PG	Weight per PU approx.
		Order No.	Price per PU			kg
Label holders						
 For round design	▶	3SB39 25-0AV		100	10 units	102 0.200

* You can order this quantity or a multiple thereof.

3SB3 Pushbutton Units and Indicator Lights, 22 mm Inscriptions

Name plates

Options

Customized inscriptions

The labels can be inscribed with text and symbols not listed in the ordering data.

Append the following codes to the order number:

- Text line(s) in upper/lower case, upper case only for beginning of line (e.g. "Lift out"): **K0Y**
- Text line(s) in upper case (e.g. "LIFT OUT"): **K1Y**
- Text line(s) in lower case (e.g. "lift out"): **K2Y**
- Text line(s) in upper/lower case, all words begin with upper case letters (e.g. "Lift Out"): **K5Y**
- Symbols with number according to DIN Report 4 (ISO 7000, IEC 60417, DIN 30600): **K3Y**
- Any inscription or symbols according to order form supplement: **K9Y**

DIN Report 4 can be obtained from Beuth Verlag GmbH, D-10772 Berlin

Examples for customized inscription



Two-line inscription in upper/lower case lettering



Single-line inscription in upper case lettering



Three-line inscription in lower case letters



Symbol No. 35 according to DIN Report 4



Symbol according to order supplement

Ordering notes

When ordering, specify the required inscription in plain text in addition to the order number and order code. In the case of special inscriptions with words in languages other than German, give the exact spelling and specify the language. In the case of symbols with No., quote the corresponding standard.

The following letter heights are used as standard for text inscriptions:

- Label size 27 mm × 12.5 mm: 3 lines with character height 4 mm (1-line), 3.5 mm (2-line) or 2.5 mm (3-line)
- Label size 27 mm × 27 mm: 5 lines with character height 4 mm (1- to 5-line)
- Label size 17.5 mm × 28 mm: 3 lines with character height 4 mm (1- to 2-line) or 3 mm (3-line)

Up to 11 characters per line are possible. The typeface used is Univers. Other letter heights and typefaces are possible, but must be specified when ordering.

In the case of multi-line inscriptions, the text must be assigned to the respective line, e.g. "L1=Lift, L2=Lower". For long words you can also specify the end-of-line division.

For special symbols (short code K9Y), a CAD drawing in DXF format can be submitted.

Ordering example

You want a label with symbol No. 19 according to DIN Report 30600:









3SB39 02-1XZ
K3Y
Z = 19 DIN 30600

3SB3 Pushbutton Units and Indicator Lights, 22 mm

Accessories and Spare Parts

Buttons and lenses

Selection and ordering data

Version	Color	DT	Order No.	Price per PU	PU (UNIT, SET, M)	PS*	PG	Weight per PU approx. kg
Buttons and lenses								
	Buttons, flat For round illuminated pushbuttons and illuminated switches, plastic version	Red	B	3SB39 30-0CA2		100	10 units	102 0.100
		Yellow	B	3SB39 30-0CA3		100	10 units	102 0.200
		Green	B	3SB39 30-0CA4		100	10 units	102 0.200
		Blue	B	3SB39 30-0CA5		100	10 units	102 0.200
		White	B	3SB39 30-0CA6		100	10 units	102 0.200
		Clear	B	3SB39 30-0CA7		100	10 units	102 0.200
	Buttons, flat, solvent-resistant cap¹⁾ Four round illuminated pushbuttons and illuminated switches, plastic version	Red	B	3SB39 30-0CA20-0PA0		100	10 units	102 0.100
		Yellow	B	3SB39 30-0CA30-0PA0		100	10 units	102 0.100
		Green	B	3SB39 30-0CA40-0PA0		100	10 units	102 0.100
		Blue	B	3SB39 30-0CA50-0PA0		100	10 units	102 0.100
		White	B	3SB39 30-0CA60-0PA0		100	10 units	102 0.100
		Clear	B	3SB39 30-0CA70-0PA0		100	10 units	102 0.100
	Buttons, flat For square illuminated pushbuttons and illuminated switches, plastic version	Red	B	3SB39 50-0CA2		100	10 units	102 0.100
		Yellow	B	3SB39 50-0CA3		100	10 units	102 0.100
		Green	B	3SB39 50-0CA4		100	10 units	102 0.100
		Blue	B	3SB39 50-0CA5		100	10 units	102 0.100
		White	B	3SB39 50-0CA6		100	10 units	102 0.100
		Clear	B	3SB39 50-0CA7		100	10 units	102 0.100
	Buttons, flat For round pushbuttons and switches, metal version	Black	B	3SB39 30-0EA1		100	10 units	102 0.200
		Red	B	3SB39 30-0EA2		100	10 units	102 0.200
		Yellow	B	3SB39 30-0EA3		100	10 units	102 0.200
		Green	B	3SB39 30-0EA4		100	10 units	102 0.200
		Blue	B	3SB39 30-0EA5		100	10 units	102 0.200
		White	B	3SB39 30-0EA6		100	10 units	102 0.200
		Clear	B	3SB39 30-0EA7		100	10 units	102 0.200
Buttons, raised For round pushbuttons and switches, metal version		Black	B	3SB39 30-0FA1		1	1 unit	102 10.000
		Red	C	3SB39 30-0FA2		1	10 units	102 10.000
		Yellow	C	3SB39 30-0FA3		1	10 units	102 10.000
		Green	C	3SB39 30-0FA4		1	10 units	102 10.000
		Blue	C	3SB39 30-0FA5		1	10 units	102 10.000
		White	C	3SB39 30-0FA6		1	10 units	102 10.000
		Clear	C	3SB39 30-0FA7		1	10 units	102 10.000
	Buttons, flat For round illuminated pushbuttons and illuminated switches, metal version	Red	B	3SB39 30-0GA2		100	10 units	102 0.200
		Yellow	B	3SB39 30-0GA3		100	10 units	102 0.200
		Green	B	3SB39 30-0GA4		100	10 units	102 0.200
		Blue	B	3SB39 30-0GA5		100	10 units	102 0.200
		White	B	3SB39 30-0GA6		100	10 units	102 0.200
		Clear	B	3SB39 30-0GA7		100	10 units	102 0.200
	Buttons, flat, solvent-resistant cap¹⁾ For round illuminated pushbuttons and illuminated switches, metal version	Red	B	3SB39 30-0GA20-0PA0		100	10 units	102 1000.00
		Yellow	B	3SB39 30-0GA30-0PA0		100	10 units	102 1000.00
		Green	B	3SB39 30-0GA40-0PA0		100	10 units	102 1000.00
		Blue	B	3SB39 30-0GA50-0PA0		100	10 units	102 1000.00
		White	B	3SB39 30-0GA60-0PA0		100	10 units	102 1000.00
		Clear	B	3SB39 30-0GA70-0PA0		100	10 units	102 1000.00
Buttons, raised For round illuminated pushbuttons and illuminated switches, metal version		Red	C	3SB39 30-0HA2		1	10 units	102 10.000
		Yellow	C	3SB39 30-0HA3		1	10 units	102 10.000
		Green	C	3SB39 30-0HA4		1	10 units	102 10.000
		Blue	C	3SB39 30-0HA5		1	10 units	102 10.000
		White	C	3SB39 30-0HA6		1	10 units	102 10.000
		Clear	C	3SB39 30-0HA7		1	10 units	102 10.000
	Lenses, smooth For round indicator lights, plastic and metal version	Red	B	3SB39 30-6BA2		1	10 units	102 0.020
		Yellow	B	3SB39 30-6BA3		1	10 units	102 0.020
		Green	B	3SB39 30-6BA4		1	10 units	102 0.020
		Blue	B	3SB39 30-6BA5		1	10 units	102 0.020
		White	B	3SB39 30-6BA6		1	10 units	102 0.020
		Clear	B	3SB39 30-6BA7		1	10 units	102 0.020
Lenses with concentric rings For round indicator lights, plastic and metal version		Red	B	3SB39 30-6CA2		1	10 units	102 0.020
		Yellow	B	3SB39 30-6CA3		1	10 units	102 0.020
		Green	B	3SB39 30-6CA4		1	10 units	102 0.020
		Blue	B	3SB39 30-6CA5		1	10 units	102 0.020
		White	B	3SB39 30-6CA6		1	10 units	102 0.020
		Clear	B	3SB39 30-6CA7		1	10 units	102 0.020
	Lenses, smooth For square indicator lights, plastic version	Red	B	3SB39 50-6AA2		1	10 units	102 0.002
		Yellow	B	3SB39 50-6AA3		1	10 units	102 0.002
		Green	B	3SB39 50-6AA4		1	10 units	102 0.002
		Blue	B	3SB39 50-6AA5		1	10 units	102 0.015
		White	B	3SB39 50-6AA6		1	10 units	102 0.002
		Clear	B	3SB39 50-6AA7		1	10 units	102 0.002
Mounting tools For buttons and lenses, metal version	--	B	3SB39 21-0BC		1	1 unit	102 0.024	


1) Not suitable for laser inscription.

* You can order this quantity or a multiple thereof.

3SB3 Pushbutton Units and Indicator Lights, 22 mm Accessories and Spare Parts

Lamps, acoustic signal transformers and keys

Selection and ordering data

Version	Rated voltage	Color	DT	Order No.	Price per PU	PU (UNIT, SET, M)	PS*	PG	Weight per PU approx. kg
Lamps, BA 9s bases									
	Incandescent lamps 1.2 W Length up to 28 mm, max. bulb diameter 10 mm	24 AC/DC	Clear	A	3SB19 02-0AY		1	10 units	102 0.003
	Incandescent lamps 2 W Length up to 28 mm, max. bulb diameter 10 mm	6 AC/DC 12 AC/DC 24 AC/DC 30 AC/DC 48 AC/DC 60 AC/DC	Clear	A	3SX1 342 3SX1 343 3SX1 344 3SB19 02-2AF 3SB19 02-1AP 3SR94 24		1	10 units	102 0.003
	Incandescent lamps 2.6 W Length up to 28 mm, max. bulb diameter 10 mm	110 ... 130 ¹⁾ AC/DC	Clear	▶	3SX1 731		1	10 units	102 0.003
	Multi-incandescent lamps 1.2 W Endurance 25 000 h, high resistance to vibration	24 AC/DC		B	3SB19 02-2BU		1	10 units	102 0.002
	LED lamps, super-bright Length up to 28 mm, max. bulb diameter 10 mm, max. operating current 15 mA	24 AC/DC	Red Yellow Green Blue White	▶ B ▶ B ▶	3SB39 01-1CA 3SB39 01-1BA 3SB39 01-1DA 3SB39 01-1PA 3SB39 01-1QA		1	10 units	102 0.002
		48 AC/DC	Red Yellow Green Blue White	B B B B B	3SB39 01-1CC 3SB39 01-1BC 3SB39 01-1DC 3SB39 01-1PC 3SB39 01-1QC		1	10 units	102 0.002
		130 AC, up to 90 DC, if X1 at "+"	Red Yellow Green Blue White	B B B B B	3SB39 01-1CD 3SB39 01-1BD 3SB39 01-1DD 3SB39 01-1PD 3SB39 01-1QD		1	10 units	102 0.002
		230 AC, 110...160 DC, if X1 at "+"	Red Yellow Green Blue White	B B B B B	3SB39 01-1CF 3SB39 01-1BF 3SB39 01-1DF 3SB39 01-1PF 3SB39 01-1QF		1	10 units	102 0.003
		230 AC/DC	Red Yellow Green Blue White	B X B X B	3SB39 01-1CG 3SB39 01-1BG 3SB39 01-1DG 3SB39 01-1PG 3SB39 01-1QG		1	10 units	102 0.004
	LED lamps Length up to 28 mm, max. bulb diameter 10 mm, max. operating current 15 mA	22 ... 32 DC	Red Yellow Green	D D D	3SB19 02-4AJ 3SB19 02-4BJ 3SB19 02-4CJ		1	10 units	102 0.002
	LED lamps, flashing (1.4 Hz) Length up to 28 mm, max. bulb diameter 10 mm, operating current 24 ... 29 mA	24 DC	Red Yellow Green	B C C	3SB19 02-4LC 3SB19 02-4MC 3SB19 02-4NC		1	10 units	102 0.002
	Glow lamps²⁾ Length 28 mm, bulb diameter 10 mm, operating current approx. 1.8 mA	110 AC 220 AC 220 AC	Clear Clear Green	A A C	3SX1 703 3SX1 701 3SX1 702		1	10 units	102 0.003
	Lamp extractors For lamps with BA 9s base			▶	3SB19 02-2AD		1	1 unit	102 0.006
	Lamp adapters For fitting a lamp with a wedge base socket into a BA 9s lampholder			D	3SB19 02-1AU		1	1 unit	102 0.002

1) Also for 230 V when used with a 3SB34 00-1C voltage reducer.


2) Due to the inherent orange color of glow lamps and their lower luminance level compared to incandescent lamps, it is recommended that they should only be used with clear or red screw lenses and in areas where ambient light levels are not very high.

3SB3 Pushbutton Units and Indicator Lights, 22 mm Accessories and Spare Parts


Lamps, acoustic signal transformers and keys

Version	Rated voltage	Color	DT	Order No.	Price per PU	PU (UNIT, SET, M)	PS*	PG	Weight per PU approx.
---------	---------------	-------	----	-----------	--------------	-------------------	-----	----	-----------------------

Lamps, wedge base

	Incandescent lamps Wedge base W2 × 4.6 d, 1.0 W	6 AC/DC 12 AC/DC 24 AC/DC 30 AC/DC 48 AC/DC 60 AC/DC	Clear	C B ▶ A B B	3SB29 08-1AA 3SB29 08-1AB 3SB29 08-1AC 3SB29 08-1AD 3SB29 08-1AE 3SB29 08-1AF		100 100 100 100 1 1	10 units 10 units 10 units 10 units 10 units 10 units	102 102 102 102 102 102	0.100 0.100 0.100 0.100 0.001 0.001
	LED lamps, super-bright Wedge base W2 × 4.6 d, operating current 10 mA	24 DC	Red Yellow Green White Blue	B B B B B	3SB39 01-1SB 3SB39 01-1RB 3SB39 01-1TB 3SB39 01-1UB 3SB29 08-1BD		1 1 1 1 1	10 units 10 units 10 units 10 units 10 units	102 102 102 102 102	0.001 0.001 0.001 0.001 0.001
		Lamp extractors For lamps with sockets W2 × 4.6 d			▶ 3SB29 08-2AB		1	1 unit	102	0.003


Acoustic signal transformers, BA 9s base

	Acoustic signal transformer For acoustic signal devices ¹⁾ Operating current 25 mA, 0.6 W, sound pressure 80 dB/10 cm	24 ... 28 DC		B	3SB19 02-2BN		1	1 unit	102	0.004
---	---	--------------	--	---	---------------------	--	---	--------	-----	-------

1) For increased protection, the IP65 acoustic signaling device (complete unit) can be used.

Version of key-operated switch	Color	DT	Order No.	Price per PU	PU (UNIT, SET, M)	PS*	PG	Weight per PU approx.
--------------------------------	-------	----	-----------	--------------	-------------------	-----	----	-----------------------

Key for actuating elements








	Manufacturer	Lock No.								
	Ronis	SB 30		B	3SB39 10-4A		1	1 unit	102	0.012
	BKS	S1		A	3SY1 066		1	1 unit	102	0.007
	CES	LSG 1		B	3SB19 10-2F		1	1 unit	102	0.007
		SSG 10		B	3SY1 054		1	1 unit	102	0.007
		SSP 9		A	3SY1 052		1	1 unit	102	0.008
	IKON	360012 K1		A	3SY1 053		1	1 unit	102	0.007
	O.M.R.	73038	light blue	D	3SB19 10-2L		1	1 unit	102	0.011
		73037	Red	B	3SB19 10-2M		1	1 unit	102	0.011
		73034	Black	B	3SB19 10-2N		1	1 unit	102	0.011
		73033	Yellow	D	3SB19 10-2P		1	1 unit	102	0.011

* You can order this quantity or a multiple thereof.

3SB3 Pushbutton Units and Indicator Lights, 22 mm Accessories and Spare Parts

Protective covers

Selection and ordering data

Version	Use	Color	DT	Order No.	Price per PU	PU (UNIT, SET, M)	PS*	PG	Weight per PU approx. kg	
Protective caps, Elastolan, degree of protection IP67										
	Protective caps, clear For round version ¹⁾	Flat button (plastic)	Transparent	B	3SB39 21-0AJ		1	1 unit	102	0.001
		Raised button (plastic), flat button (metal)	Transparent	B	3SB39 21-0AM		1	1 unit	102	0.002
	PVC	Raised button (metal)	Transparent	C	3SB19 02-2AN		1	1 unit	102	0.004
	Protective caps, clear For square version ¹⁾	Flat button (plastic)	Transparent	B	3SB39 41-0AJ		1	1 unit	102	0.002
Protective caps, silicone, degree of protection IP67										
	Protective caps, clear For round version ¹⁾	Flat button (plastic)	Transparent	B	3SB39 21-0AH		1	1 unit	102	0.002
		Raised button (plastic), flat button (metal)	Transparent	B	3SB19 02-0AK		1	1 unit	102	0.002
		Raised button (metal)	Transparent	B	3SB19 02-0AN		1	1 unit	102	0.003
	Protective caps, clear For round version ¹⁾	Mushroom push-pull-button, Ø 40 mm	Transparent	B	3SB19 02-2BH		1	1 unit	102	0.006
	Protective caps, clear For square version ¹⁾	Flat button (plastic)	Transparent	B	3SB39 41-0AH		1	1 unit	102	0.002
Further protective caps										
	Sealable caps ¹⁾ For round version ²⁾	Flat button (plastic)	Black	B	3SB19 02-0AL		1	1 unit	102	0.003
			Transparent	B	3SB19 02-2AR		1	1 unit	102	0.011
	Dust covers For use in dusty environments	Key-operated pushbuttons BKS, CES, IKON, O.M.R.	Transparent	B	3SB39 21-0BT		1	1 unit	102	0.003

1) Not to be used with label holder.






2) Not to be used on plastic enclosures.

* You can order this quantity or a multiple thereof.


3SB3 Pushbutton Units and Indicator Lights, 22 mm Accessories and Spare Parts

Miscellaneous accessories

Selection and ordering data

Version	Use	Color	DT	Order No.	Price per PU	PU (UNIT, SET, M)	PS*	PG	Weight per PU approx. kg
Protective collars									
	Protective collars for EMERGENCY STOP¹⁾ For round version for front plate mounting	EMERGENCY-STOP mushroom pushbuttons without key-operated switch	Yellow	▶	3SB39 21-0AK		1	1 unit	102 0.044
		EMERGENCY-STOP mushroom pushbuttons with key-operated switch	Yellow	B	3SB39 21-0AX		1	1 unit	102 0.053
	Protective collars for EMERGENCY STOP for 5 padlocks¹⁾ For round version for front plate mounting	EMERGENCY-STOP mushroom pushbuttons, 60 mm dia.	Yellow	▶	3SB39 21-0CG		1	1 unit	102 0.044
	Sun collars For round version for front plate mounting	Illuminated pushbuttons	Black	B	3SB39 21-0AS		1	1 unit	102 0.003
Blanking plugs for spare command positions									
	Blanking plugs For plastic version, square		Black	B	3SB39 41-0AA		1	1 unit	102 0.013
	Blanking plugs For plastic version, round		Black	▶	3SB39 21-0AA		1	10 units	102 0.012
	Blanking plugs For metal version, round		Aluminized	B	3SB19 02-0AQ		1	10 units	102 0.081







1) The protective collar must only be used to protect against inadvertent actuating and must be fitted to allow unimpeded access to the EMERGENCY-STOP mushroom pushbutton.

Version	Use	Color/inscription	DT	Order No.	Price per PU	PU (UNIT, SET, M)	PS*	PG	Weight per PU approx. kg
Yellow name plates, as backing plate for EMERGENCY STOP, self-adhesive									
	Name plates, round Self-adhesive, external diameter 80 mm, drilled hole 23 mm	EMERGENCY-STOP mushroom pushbuttons (round version)	Blank	B	3SB39 21-0AB		1	1 unit	102 0.002
			4 languages: G, En, It, Sp	B	3SB39 21-0BW		1	1 unit	102 0.001
			NOT-AUS	B	3SB39 21-0AC		1	1 unit	102 0.001
			NOT-HALT	B	3SB39 41-0AK		1	1 unit	102 0.001
			EMERGENCY STOP	B	3SB39 21-0AD		1	1 unit	102 0.001
			ARRET D'URGENCE	B	3SB39 21-0AG		1	1 unit	102 0.002
			EMERGENZA	B	3SB39 21-0AN		1	1 unit	102 0.002
			Name plates, round Self-adhesive, external diameter 80 mm, cut-out 26 mm x 26 mm	EMERGENCY-STOP mushroom pushbuttons (square version)	Blank	B	3SB39 41-0AB		1
		NOT-AUS	B	3SB39 41-0AC		1	1 unit	102 0.001	
		EMERGENCY STOP	B	3SB39 41-0AD		1	1 unit	102 0.002	
	Yellow name plates, round 1 mm thick, external diameter 75 mm, drilled hole 22.5 mm	EMERGENCY-STOP mushroom pushbuttons (round version)	Blank	B	3SB19 02-2BA		1	1 unit	102 0.006
		NOT-AUS	B	3SB19 02-2BB		1	1 unit	102 0.006	

* You can order this quantity or a multiple thereof.

3SB3 Pushbutton Units and Indicator Lights, 22 mm Accessories and Spare Parts

Miscellaneous accessories

Version	Use	DT	Order No.	Price per PU	PU (UNIT, SET, M)	PS*	PG	Weight per PU approx. kg
Holders and pressure plates								
	Holders for pushbuttons and switches For snapping on 3 blocks	▶	3SB39 01-0AB		100	20 units	102	0.100
	Holders for selector switches, key-operated switches and twin pushbuttons with pressure plates For actuating a central contact block	▶	3SB39 01-0AC		100	10 units	102	0.200
	Pressure plates for selector switches and key-operated switches For actuating a central contact block	B	3SB39 01-0AW		100	10 units	102	0.100
Holders								
	Holders for plastic version, round	▶	3SB39 31-0AA		1	10 units	102	0.014
	Holders for plastic version, square	B	3SB39 51-0AA		1	1 unit	102	0.013
	Holders for metal version, round	▶	3SB39 31-0AC		1	10 units	102	0.044
	Grounding screws For grounding metal actuators for fitting in front plates made of non-conducting materials	B	3SB39 21-0BD		100	50 units	102	0.100

3SB3 Pushbutton Units and Indicator Lights, 22 mm Accessories and Spare Parts

Miscellaneous accessories

Version	Use	Color	DT	Order No.	Price per PU	PU (UNIT, SET, M)	PS*	PG	Weight per PU approx. kg
---------	-----	-------	----	-----------	--------------	-------------------	-----	----	--------------------------

Tools



Blanking tools
26 mm × 26 mm,
for square version

B **3SB39 41-0AF** 1 1 unit 102 0.817

Hole drilling templates
For 30 mm × 30 mm grid,
horizontal,
for round and square
versions

D **3SB19 02-2BG** 1 1 unit 102 0.015

Mounting tools
For potentiometer actua-
tors and for pushbuttons
with extended stroke

C **3SX1 707** 1 1 unit 102 0.018



Disassembly tools
For contact blocks and
lampholders

Blocks with
screw
connection

B **3SB39 01-0CB** 1 1 unit 102 0.015

Disassembly tools
For contact blocks and
lampholders

Blocks with
spring-loaded
terminals

C **3SB39 01-0CG** 1 1 unit 102 0.010

Various accessories



Single frames
For square design of the
round version

Black B **3SB39 21-0AU** 1 5 units 102 0.002

Adapters
Adapter for 30.5 mm
mounting hole,
comprising a metal disk
with an adhesive layer on
one side

As thrust ring
for a thin plas-
tic front plate

B **3SB39 21-0AE** 1 1 unit 102 0.008



**Holder for printed cir-
cuit boards**
For mounting the com-
manding devices on the
printed circuit board
(screw supplied)

Contact blocks
and
lampholders
for solder
connection

B **3SB39 01-0AA** 100 10 units 102 0.200



Extension plungers
For compensation of the
distance between a
pushbutton and the
unlatching button of an
overload relay

Pushbuttons
with extended
stroke

A **3SX1 335** 1 1 unit 102 0.004

Labeling plates
For supporting dust
resistance

Contact blocks

B **3SB39 01-0CH** 1 10 units 102 0.001



Unit labeling plates
(Order No. and price per
packing)

Contact blocks

B **3TX4 210-0H** 100 100 units 101 3.000

3SB3 Pushbutton Units and Indicator Lights, 22 mm Enclosures

General data

Overview



Enclosed pushbutton units and indicator lights are used as hand operated control devices for separately allocated control units and cabinets. The devices are suitable for use in any climate.

Enclosures with handle are available for suspension (e.g. for crane control units).

The enclosed pushbutton units and indicator lights are available with conventional controls as well as for connection to the AS-Interface bus system.

The following types are available:

- Enclosure with standard fittings with 1 to 3 command points
- Enclosure with customized equipment with 1 to 6 command points
- Empty enclosures (individual parts must be ordered separately)

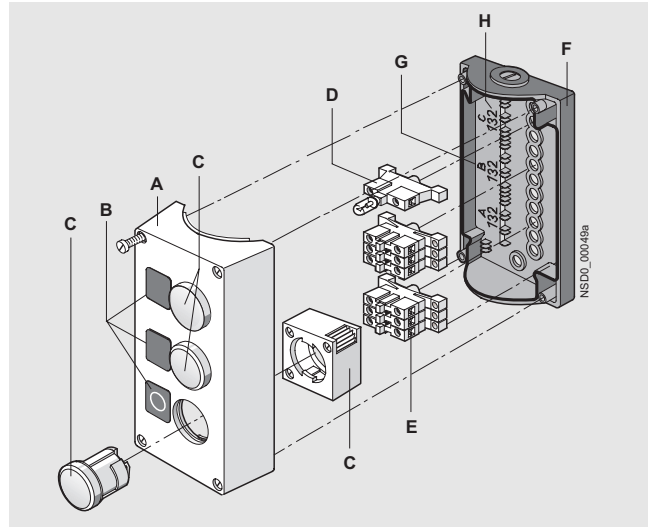
Customer-specific enclosures

Enclosures with more than 6 command points can also be supplied with AS-Interface connection.

For fully equipped AS-Interface enclosures, see catalog IK PI.

Standards

IEC 60947-5-1 (VDE 0660 Part 200).



- A Top part of enclosure
- B Labeling plates
- C Actuating element with holder
- D Function digit
- E Contact blocks, lampholders for floor mounting
- F Bottom part of enclosure
- G Identification letters for the command points
- H Identification number

3SB3 Pushbutton Units and Indicator Lights, 22 mm Enclosures

Enclosures with standard fittings

Overview

Enclosures with standard fittings are available with:

- 1 to 3 command points
- Operating voltage up to 400 V
- Vertical mounting type

The actuator/indicator is fixed with an enclosure nut. If required it can be disassembled with a 27 mm socket wrench or with a 3SX17 07 ring nut wrench.

Contact blocks for base fixing are snapped into the base of the enclosure.

Molded-plastic enclosures are equipped with actuators and indicators made of plastic, metal enclosures are equipped with actuators and indicators made of metal.

Colors of cover of enclosure:

- Gray, RAL 7035
- Yellow, RAL 1004

Color of the base of the enclosure:

- Black, RAL 9005

Selection and ordering data

Equipment	Contact block function	Number of command points	DT	Order No.	Price per PU	PU (UNIT, SET, M)	PS*	PG	Weight per PU approx. kg
-----------	------------------------	--------------------------	----	-----------	--------------	-------------------	-----	----	--------------------------

Molded-plastic enclosures with standard fittings

Cable entry top and bottom each 1 x M20

A = Pushbutton green, label "I"	1 NO	1	B	3SB38 01-ODA3		1	1 unit	102	0.210
A = Pushbutton red, label "O"	1 NC	1	B	3SB38 01-ODB3		1	1 unit	102	0.209
A = Pushbutton white, label "I"	1 NO	1	B	3SB38 01-ODD3		1	1 unit	102	0.205
A = Pushbutton black, label "O"	1 NC	1	B	3SB38 01-ODE3		1	1 unit	102	0.205
A = EMERGENCY-STOP mushroom pushbuttons, Ø 40 mm, with positive latching acc. to EN 418,									
• With yellow top part, without protective collar	1 NC → ²⁾	1	B	3SB38 01-ODG3		1	1 unit	102	0.242
	2 NC → ²⁾	1	B	3SB38 01-OEG3		1	1 unit	102	0.250
• With yellow top part, with protective collar ¹⁾	1 NC → ²⁾	1	B	3SB38 01-ODF3		1	1 unit	102	0.262
	2 NC → ²⁾	1	B	3SB38 01-OEF3		1	1 unit	102	0.270
B = Pushbutton green, label "I", A = Pushbutton red, label "O"	1 NO, 1 NC	2	B	3SB38 02-ODA3		1	1 unit	102	0.261
B = Pushbutton white, label "I", A = Pushbutton black, label "O"	1 NO, 1 NC	2	B	3SB38 02-ODB3		1	1 unit	102	0.260
C = Indicator light clear, label without inscription, B = Pushbutton green, label "I", A = Pushbutton red, label "O"	BA 9s, 1 NO, 1 NC	3	B	3SB38 03-ODA3		1	1 unit	102	0.329
C = Pushbutton black, label "II", B = Pushbutton black, label "I", A = Pushbutton red, label "O"	1 NO, 1 NO, 1 NC	3	C	3SB38 03-ODB3		1	1 unit	102	0.324
C = Indicator light clear, label without inscription, B = Pushbutton white, label "I", A = Pushbutton black, label "O"	BA 9s, 1 NO, 1 NC	3	C	3SB38 03-ODC3		1	1 unit	102	0.328

1) The protective collar must only be used to protect against inadvertent actuating and must be fitted to allow unimpeded access to the EMERGENCY-STOP mushroom pushbutton.

2) Positive opening according to IEC 60947-5-1, Appendix K.





3SB3 Pushbutton Units and Indicator Lights, 22 mm Enclosures

Enclosures with standard fittings

Equipment	Contact block function	Number of command points	DT	Order No.	Price per PU	PU (UNIT, SET, M)	PS*	PG	Weight per PU approx. kg
-----------	------------------------	--------------------------	----	-----------	--------------	-------------------	-----	----	--------------------------

Metal enclosures with standard fittings

Cable entry top and bottom each 1 x M20

	A = Pushbutton green, label "I"	1 NO	1	B	3SB38 01-2DA3		1	1 unit	102	0.532
	A = Pushbutton red, label "O"	1 NC	1	B	3SB38 01-2DB3		1	1 unit	102	0.535
	A = Pushbutton white, label "I"	1 NO	1	B	3SB38 01-2DD3		1	1 unit	102	0.538
	A = Pushbutton black, label "O"	1 NC	1	B	3SB38 01-2DE3		1	1 unit	102	0.530
	A = EMERGENCY-STOP mushroom pushbutton, Ø 40 mm, with positive latching acc. to EN 418									
	• With yellow top part, without protective collar	1 NC → ²⁾	1	B	3SB38 01-2DG3		1	1 unit	102	0.591
		2 NC → ²⁾	1	B	3SB38 01-2EG3		1	1 unit	102	0.590
	• With yellow top part, with protective collar ¹⁾	1 NC → ²⁾	1	B	3SB38 01-2DF3		1	1 unit	102	0.684
		2 NC → ²⁾	1	B	3SB38 01-2EF3		1	1 unit	102	0.680
	A = EMERGENCY-STOP mushroom pushbutton, Ø 60 mm, with positive latching acc. to EN 418									
	• With yellow top part, with protective collar for 5 padlocks	2 NC	1	B	3SB38 01-2EA30-0CC0		1	1 unit	102	0.591
	• With gray top part, with protective collar for 5 padlocks	2 NC	1	B	3SB38 01-2EB30-0CC0		1	1 unit	102	0.591
	B = Pushbutton green, label "I", A = Pushbutton red, label "O"	1 NO, 1 NC	2	B	3SB38 02-2DA3		1	1 unit	102	0.675
	B = Pushbutton white, label "I", A = Pushbutton black, label "O"	1 NO, 1 NC	2	B	3SB38 02-2DB3		1	1 unit	102	0.667
	C = Indicator light clear, label without inscription, B = Pushbutton green, label "I", A = Pushbutton red, label "O"	BA 9s, 1 NO, 1 NC	3	B	3SB38 03-2DA3		1	1 unit	102	0.840
	C = Pushbutton black, label "I", B = Pushbutton black, label "I", A = Pushbutton red, label "O"	1 NO, 1 NO, 1 NC	3	B	3SB38 03-2DB3		1	1 unit	102	0.856
	C = Indicator light clear, label without inscription, B = Pushbutton white, label "I", A = Pushbutton black, label "O"	BA 9s, 1 NO, 1 NC	3	B	3SB38 03-2DC3		1	1 unit	102	0.844

1) The protective collar must only be used to protect against inadvertent actuating and must be fitted to allow unimpeded access to the EMERGENCY-STOP mushroom pushbutton.

2) Positive opening according to IEC 60947-5-1, Appendix K.

3SB3 Pushbutton Units and Indicator Lights, 22 mm Enclosures

Empty enclosures

Selection and ordering data

Version	Number of command points	DT	Order No.	Price per PU	PU (UNIT, SET, M)	PS*	PG	Weight per PU approx. kg
---------	--------------------------	----	-----------	--------------	-------------------	-----	----	--------------------------

Empty enclosures, molded plastic

**Cable entry top and bottom
each 1 x M20 for 1 to 3 command points,
each 1 x M25 for 4 and 6 command points**



For contact blocks, lampholders and accessories with snap-on floor mounting, also single-pole front plate blocks can be used (switching state is maintained upon opening) With gray top section	1	B	3SB38 01-0AA3		1	1 unit	102	0.185
	2	B	3SB38 02-0AA3		1	1 unit	102	0.214
	3	B	3SB38 03-0AA3		1	1 unit	102	0.258
	4	B	3SB38 04-0AA3		1	1 unit	102	0.301
	6	B	3SB38 06-0AA3		1	1 unit	102	0.427
For EMERGENCY STOP, for contact blocks, lampholders and accessories with snap-on floor mounting, also single-pole front plate blocks can be used (switching state is maintained upon opening)								
• With yellow top part, without protective collar	1	B	3SB38 01-0AB3		1	1 unit	102	0.185
• With yellow top part, with protective collar ¹⁾	1	B	3SB38 01-0AD3		1	1 unit	102	0.213

Empty enclosures, metal

**Cable entry top and bottom
each 1 x M20 for 1 to 3 command points,
each 1 x M25 for 4 and 6 command points**



For contact blocks, lampholders and accessories with snap-on floor mounting, also single-pole front plate blocks can be used (switching state is maintained upon opening) With gray top section	1	B	3SB38 01-2AA3		1	1 unit	102	0.445
	2	B	3SB38 02-2AA3		1	1 unit	102	0.524
	3	B	3SB38 03-2AA3		1	1 unit	102	0.634
	4	B	3SB38 04-2AA3		1	1 unit	102	0.735
	6	B	3SB38 06-2AA3		1	1 unit	102	0.985
For EMERGENCY STOP, for contact blocks, lampholders and accessories with snap-on floor mounting, also single-pole front plate blocks can be used (switching state is maintained upon opening)								
• With yellow top part, without protective collar	1	B	3SB38 01-2AB3		1	1 unit	102	0.447
• With yellow top part, with protective collar ¹⁾	1	B	3SB38 01-2AD3		1	1 unit	102	0.551

1) The protective collar must only be used to protect against inadvertent actuating and must be fitted to allow unimpeded access to the EMERGENCY-STOP mushroom pushbutton.

3SB3 Pushbutton Units and Indicator Lights, 22 mm Enclosures

Customer-specific enclosures

Overview

Customized enclosures are available with:

- 1 to 6 command points
- Operating voltage up to 400 V

One command point comprises:

- 1 actuator or indicator
- Up to 3 contact blocks or up to 2 contact blocks + 1 lampholder
- 1 labeling plate

The equipment for the control points must be selected in accordance with the tables (see [Options](#)).

Molded-plastic enclosures are equipped as standard with actuators and indicators made of plastic, metal enclosures are equipped with actuators and indicators made of metal.

For routing the cable in, one opening for M20 (for 1 to 3 control points) or for M25 (for 4 or 6 control points) is provided at the top and bottom.

Ordering

To order customized enclosures with the 3SB3 command devices, please fill out the corresponding order form.

To fill out the order form, please use our online configurator:

<https://www.mall.automation.siemens.com>

To place an order using the printed version of the order form (see [Options](#)), please get in touch with your Siemens contact.



Enter the desired options into the order form, such as type of actuators, switching contacts, lampholders or accessories (labels or the like). The codes that are to be entered in the form can be obtained from the list of options that are subject to a surcharge.

Pricing

The price of the device is calculated from the basic price of the respective version (empty enclosure) and the additional prices for the complements (see [page 9/91 to 9/94](#)).

The additional prices include all components which depend on the selected configuration options, i.e. type of actuators, contacts, lampholders and accessories, such as labels, lamps, connection sockets, slaves required, etc.

Selection and ordering data

Version	Number of command points	DT	Order No.	Price per PU	PU (UNIT, SET, M)	PS*	PG	Weight per PU approx. kg
Molded-plastic enclosures								
	With contact blocks and lampholders for floor mounting	1	C	3SB38 01-0AZ		1	1 unit	102
		2	C	3SB38 02-0AZ		1	1 unit	102
		3	C	3SB38 03-0AZ		1	1 unit	102
		4	B	3SB38 04-0AZ		1	1 unit	102
		5	B	3SB38 05-0AZ		1	1 unit	102
		6	B	3SB38 06-0AZ		1	1 unit	102
	With single-pole contact blocks and lampholders for front plate mounting	1	C	3SB38 01-1AZ		1	1 unit	102
		2	C	3SB38 02-1AZ		1	1 unit	102
		3	C	3SB38 03-1AZ		1	1 unit	102
		4	B	3SB38 04-1AZ		1	1 unit	102
		5	B	3SB38 05-1AZ		1	1 unit	102
		6	B	3SB38 06-1AZ		1	1 unit	102
Metal enclosures								
	With contact blocks and lampholders for floor mounting	1	C	3SB38 01-2AZ		1	1 unit	102
		2	C	3SB38 02-2AZ		1	1 unit	102
		3	C	3SB38 03-2AZ		1	1 unit	102
		4	C	3SB38 04-2AZ		1	1 unit	102
		5	C	3SB38 05-2AZ		1	1 unit	102
		6	C	3SB38 06-2AZ		1	1 unit	102
	With single-pole contact blocks and lampholders for front plate mounting	1	C	3SB38 01-3AZ		1	1 unit	102
		2	C	3SB38 02-3AZ		1	1 unit	102
		3	C	3SB38 03-3AZ		1	1 unit	102
		4	C	3SB38 04-3AZ		1	1 unit	102
		5	C	3SB38 05-3AZ		1	1 unit	102
		6	C	3SB38 06-3AZ		1	1 unit	102
	Suspended pushbutton With holding plate and handle, customized equipment	max. 6	D	3SB38 87-1AZ		1	1 unit	102

3SB38 03-AZ
(The components illustrated are only an example)

3SB38 03-AZ
(The components illustrated are only an example)

* You can order this quantity or a multiple thereof.

Options

Order form supplement for customized equipment

To fill out the order form, please use our online configurator:

<https://www.mall.automation.siemens.com>

Guide for completing the order form supplement

1. Enter the Item No.

2. Enter the quantity required.

3. Enter the required Order No, e.g.:

- 3SB38 0.-0AZ for molded-plastic enclosure, floor mounting contact blocks
- 3SB38 0.-1AZ for molded-plastic enclosure, contact blocks for front plate mounting
- 3SB38 0.-2AZ for metal enclosure, floor mounting contact blocks
- 3SB38 0.-3AZ for metal enclosure, contact blocks for front plate mounting

Enter Order No. supplement for the 7th position (No. of command points).

4. Enter data in the diagram.

4.1 Select actuators from the selection tables.

Enter the appropriate code. Mushroom pushbuttons of diameter 40 mm cannot be placed next to each other because of the close spacing.

The purpose of the identification letter (A to F) on the inside of the cover and base of the enclosure is to simplify ordering and complementing of enclosures.

Should a command point not be required, state the code for a blanking plug.

Please note IEC 60204-1/EN 60204-1 (VDE 0113 Part 1):

- The OFF pushbutton should be black, the ON pushbutton white. Illuminated pushbuttons should not be used as OFF pushbuttons.
- A yellow name plate must be used in conjunction with a red EMERGENCY-STOP mushroom pushbutton according to ISO 13850 or EN 418. This is available at an additional charge (see 4.6).

4.2 Specify contact blocks, lampholders and voltage reducers for each command point.

Select the codes for the desired equipment in accordance with the relevant table and enter them in the appropriate column. For the following devices, the quantity and type of required contact blocks, lampholders etc. must be entered:

- Pushbuttons
- Actuators with 2 positions
- Illuminated pushbuttons
- Indicator lights

Illuminated pushbutton units and indicator lights are supplied with a factory-fitted, integral LED. The colors of the LEDs correspond to the color of the actuator.

The relevant selection table contains all the possible combinations for 3-position actuators according to EN 50013. Enter the appropriate code. If a different arrangement of contact blocks is desired for a command point, this command point must be ordered without contact blocks. The contact blocks must be ordered separately and fitted into the enclosure.

The command points in the enclosure can be fitted with a maximum of 3 contact blocks or 2 contact blocks and 1 lampholder.

4.3 Notes on special versions of equipment

Non-standard refers to equipment that differs from that listed in this catalog, e.g.

- Insert labels for illuminated pushbuttons: Select and enter Order No.
- For lockable actuators: Special locks (= different Lock No.)

4.4 Inscription of the labeling plates

Enter the text. Select labeling plates according to the ordering data. If a blank plate is required, state "blank". The labeling plates are delivered loose.

If no labeling plate is to be fitted, enter "without plate".

Labeling plates with a special text can be supplied at an additional charge. Enter the text. The labeling plates will then be delivered with the plates stuck to the cover of the enclosure.

The inscriptions have upper case initial letters.

4.5 Tick the position of the labeling plate for horizontal or vertical mounting.

If no entry is made, the equipment will be supplied for vertical mounting.

	Vertical mounting		Horizontal mounting
ON		White or clear	
ON		White or green	
OFF		Black or red	

4.6 Special features (only if required)

Special features are, for example, loose delivered plates, protective collars or versions of enclosures that differ from those listed in this catalog. If required, tick for example the yellow backing plate according to EN 60204 (VDE 0113 Part 1).

Enclosures with only one command point will then be supplied with a yellow cover. Should the enclosure have more than one command point, a yellow name plate will be factory fitted at point "A". If the yellow name plate should be fixed to another command point, please state which one this is to be.

4.7 Type of actuators

Specify here, whether an actuator made of molded-plastic or metal should be fitted.

If this is not specified, molded-plastic actuators will be used with molded-plastic enclosures and metal actuators will be used with metal enclosures.

4.8 Connection system

Specify here whether contact blocks and lampholders should be used with spring-loaded terminals or screw connection (box terminals).

If this is not specified, elements with screw connection will be used.

For AS-Interface enclosures, see catalog IK PI.

3SB3 Pushbutton Units and Indicator Lights, 22 mm Enclosures

Customer-specific enclosures

To fill out the order form supplement, please use our online configurator:

<https://www.mall.automation.siemens.com>

To place an order using this order form supplement, please get in touch with your Siemens contact.

Order form supplement

Recipient over the Internet

Date Purchaser's order reference/Order ref 1 Supplier's order reference

1. Item No. 2. Quantity 3. Order No. (complete according to selection table)
3SB38 Z

4. Equipment

4.4

Inscription of the labeling plates (up to 11 characters, 1 to 3 lines)

4.1

Actuators (order codes)

4.2

Contact blocks, lampholders and voltage reducers (codes)*

4.3

Notes on special versions, e.g. LED, lamp voltage, insert labels, laser inscription, special lock

4.4	Top or right	4.1	4.2	4.3
		F		
		E		
		D		
		C		
		B		
		A		

NSD00050

Bottom or left

A to F are identification letters on the inside of the covers and bases

4.5 Position of labeling plates for

- Vertical mounting
- Horizontal mounting

4.6 Special features, e.g.

- Yellow backing plate at command point "A" or yellow cover for enclosed units with only one command point
- With protective collar (see Configurator)

4.7 Actuators

- Molded-plastic version
- Metal version

4.8 Connection system

- Screw connection (box terminals)
- Spring-loaded terminals

* If 3-position actuators are used, the numerical codes shown in this catalog for the contact block arrangement must be stated (e.g. 03 for 2 NO, 05 for 2 NC etc.).

3SB3 Pushbutton Units and Indicator Lights, 22 mm Enclosures

Customer-specific enclosures

Select according to order form supplement, Section 4.1

Version	Codes for colors												Additional price per command point	
	Black	Red	Yellow	Green	Blue	White	Clear							
Actuating elements and signaling devices														
Blank plug for 22.5 mm	BV	BK ¹⁾	--	--	--	--	--	--	--	--	BV	AL ²⁾		
Pushbutton with flat button	D	BK	D	RD	D	YE	D	GN	D	BU	D	WH	D	CL
Illuminated pushbutton with flat button	--		DL	RD	DL	YE	DL	GN	DL	BU	DL	WH	DL	CL
Pushbutton with raised button	DH	BK	DH	RD	DH	YE	--		DH	BU	--	--		
Illuminated pushbutton with raised button	--		DHL	RD	DHL	YE	DHL	GN	DHL	BU	--	DHL	CL	
Pushbutton with raised front ring	DHF	BK	DHF	RD	DHF	YE	DHF	GN	DHF	BU	DHF	WH	--	
Pushbutton with raised front ring, castellated ¹⁾	DFZ	BK	DFZ	RD	DFZ	YE	DFZ	GN	DFZ	BU	DFZ	WH	--	
Pushbutton switch with flat button	DS	BK	DS	RD	DS	YE	DS	GN	DS	BU	DS	WH	--	
Illuminated pushbutton switch with flat button	--		DLS	RD	DLS	YE	DLS	GN	DLS	BU	DLS	WH	DLS	CL
Mushroom pushbutton, Ø 30 mm	P30	BK	P30	RD	P30	YE	P30	GN	--	--	--	--		
Illuminated mushroom pushbutton, Ø 30 mm	--		--		PL30	YE	PL30	GN	--	--	PL30	WH	--	
Mushroom pushbutton, Ø 40 mm	P	BK	P	RD	P	YE	P	GN	--	--	--	--		
Illuminated mushroom pushbutton, Ø 40 mm	--		PL	RD	PL	YE	PL	GN	--	--	--	--		
Pushbutton with raised button, latching: latches by pressing in and turning to the right, unlatches by turning to the left ¹⁾	DHR	BK	DHR	RD	--	--	--	--	--	--	--	--		
EMERGENCY-STOP mushroom pushbutton acc. to EN 418 (ISO 13850), Ø 40 mm, with positive latching, latches by turning to the left			PRÜ 32	RD										
EMERGENCY-STOP mushroom pushbutton acc. to EN 418 (ISO 13850), Ø 40 mm, with positive latching, latches by turning to the left	--		PRÜ 40	RD	--	--	--	--	--	--	--	--		
EMERGENCY-STOP mushroom pushbutton acc. to EN 418 (ISO 13850), Ø 40 mm, with positive latching, unlatches by pulling	--		PRZ 40	RD										
EMERGENCY-STOP mushroom pushbutton acc. to EN 418 (ISO 13850), Ø 40 mm, with positive latching, with RONIS key-operated switch, lock No. SB30	--		PRS 30	RD	--	--	--	--	--	--	--	--		
EMERGENCY-STOP mushroom pushbutton acc. to EN 418 (ISO 13850), Ø 40 mm, with positive latching, with CES key-operated switch, lock No. SSG10	--		PRS 10	RD	--	--	--	--	--	--	--	--		
EMERGENCY-STOP mushroom pushbutton acc. to EN 418 (ISO 13850), Ø 40 mm, with positive latching, with BKS key-operated switch, lock No. S1	--		PRS S1	RD	--	--	--	--	--	--	--	--		
EMERGENCY-STOP mushroom pushbutton acc. to EN 418 (ISO 13850), Ø 40 mm, with positive latching, with O.M.R. key-operated switch, lock No. 73037	--		PRS 73	RD	--	--	--	--	--	--	--	--		
Acoustic signaling device, IP40 ¹⁾	AMK	BK	--	--	--	--	--	--	--	--	--	--		
Indicator light, smooth lens	--		L	RD	L	YE	L	GN	L	BU	L	WH	L	CL
Push-pull-button with snap action, Ø 30 mm	DZ 30	BK	DZ30	RD	--	--	--	--	--	--	--	--		
Push-pull-button, illuminated with snap action, Ø 30 mm	--		DZB30	RD	DZB30	YE	DZB30	GN	DZB30	BU	--	DZB30	CL	
Push-pull-button with snap action, Ø 40 mm	DZ	BK	DZ	RD	--	--	--	--	--	--	--	--		
Push-pull-button, illuminated with snap action, Ø 40 mm	--		DZB	RD	DZB	YE	DZB	GN	DZB	BU	--	DZB	CL	

1) Only for molded-plastic version.

2) Only for metal version.

3SB3 Pushbutton Units and Indicator Lights, 22 mm Enclosures

Customer-specific enclosures

Select according to order form supplement, Section 4.1

Version	Codes for colors							Additional price per command point
	Black	Red	Yellow	Green	Blue	White	Clear	

Selector switches with 2 switch positions

Switching sequence O-I, latching

Non-illuminated	K1	BK	K1	RD	--	K1	GN	--	K1	WH	--		
Illuminated	--		BK1	RD	BK1	YE	BK1	GN	BK1	BU	--	BK1	CL

Switching sequence O-I, momentary contact

Non-illuminated	K2	BK	K2	RD	--	K2	GN	--	K2	WH	--		
Illuminated	--		BK2	RD	BK2	YE	BK2	GN	BK2	BU	--	BK2	CL

Selector switches with 3 switch positions

Switching sequence I-O-II, latching

Non-illuminated	K4	BK	K4	RD	--	K4	GN	--	K4	WH	--		
Illuminated	--		BK4	RD	BK4	YE	BK4	GN	BK4	BU	--	BK4	CL

Switching sequence I-O-II, momentary contact

Non-illuminated	K5	BK	K5	RD	--	K5	GN	--	K5	WH	--		
Illuminated	--		BK5	RD	BK5	YE	BK5	GN	BK5	BU	--	BK5	CL

Switching sequence I-O-II, latching to the right, momentary contact to the left

Non-illuminated	K6	BK	K6	RD	--	K6	GN	--	K6	WH	--	
-----------------	----	----	----	----	----	----	----	----	----	----	----	--

Switching sequence I-O-II, latching to the left, momentary contact to the right

Non-illuminated	K7	BK	K7	RD	--	K7	GN	--	K7	WH	--	
-----------------	----	----	----	----	----	----	----	----	----	----	----	--

Version	Code							Additional price per command point
	Key removable in position							
	O	I	II	O and I	O and II	I and II	I, O and II	

Key-operated switches with 2 switch positions

Switching sequence O-I, latching

RONIS type, lock No. SB30	RSB	1A	RSB	1E	--	RSB	1AE	--	--	--	
CES type, lock No. SSG 10, lock No. LSG 1	CES	1A	CES	1E	--	CES	1AE	--	--	--	
	CESL	1A	--	--	--	CESL	1AE	--	--	--	
IKON type, lock No. 360012 K1	Z-J	1A	--	--	--	Z-J	1AE	--	--	--	
BKS type, lock No. S1, lock No. E1 (for VW), lock No. E2 (for VW), lock No. E7 (for VW), lock No. E9 (for VW)	BKS	1A	BKS	1E	--	BKS	1AE	--	--	--	
	BKS A	1A	--	--	--	BKS A	1AE	--	--	--	
	BKS E	1A	--	--	--	BKS E	1AE	--	--	--	
	BKS C	1A	--	--	--	BKS C	1AE	--	--	--	
	BKS B	1A	--	--	--	BKS B	1AE	--	--	--	
O.M.R. type, black, lock No. 73034	OMR BK	1A	OMR BK	1E	--	OMR BK	1AE	--	--	--	





Switching sequence O-I, momentary contact

RONIS type, lock No. SB30	RSB	2A	--	--	--	--	--	--	--	--	
CES type, lock No. SSG 10, lock No. LSG 1	CES	2A	--	--	--	--	--	--	--	--	
	CESL	2A	--	--	--	--	--	--	--	--	
IKON type, lock No. 360012 K1	Z-J	2A	--	--	--	--	--	--	--	--	
BKS type, lock No. S1	BKS	2A	--	--	--	--	--	--	--	--	
O.M.R. type, black, lock No. 73034	OMR BK	2A	--	--	--	--	--	--	--	--	

3SB3 Pushbutton Units and Indicator Lights, 22 mm Enclosures

Customer-specific enclosures

Select according to order form supplement, Section 4.1

Version	Code							Additional price per command point
	Key removable in position							
	O	I	II	O and I	O and II	I and II	I, O and II	
Key-operated switches with 3 switch positions								
Switching sequence I-O-II, latching 								
RONIS type, lock No. SB30	RSB 4A	RSB 4E	RSB 4D	--	--	RSB 4ED	RSB 4EAD	
CES type, lock No. SSG 10	CES 4A	CES 4E	CES 4D	--	--	CES 4ED	CES 4EAD	
IKON type, lock No. 360012 K1	Z-J 4A	Z-J 4E	Z-J 4D	--	--	Z-J 4ED	Z-J 4EAD	
BKS type, lock No. S1	BKS 4A	BKS 4E	BKS 4D	--	--	BKS 4ED	BKS 4EAD	
O.M.R. type, black, lock No. 73034	OMR BK 4A	--	--	--	--	OMR BK 4ED	OMR BK 4EAD	
Switching sequence I-O-II, momentary contact 								
RONIS type, lock No. SB30	RSB 5A	--	--	--	--	--	--	
CES type, lock No. SSG 10	CES 5A	--	--	--	--	--	--	
IKON type, lock No. 360012 K1	Z-J5A	--	--	--	--	--	--	
BKS type, lock No. S1	BKS5A	--	--	--	--	--	--	
O.M.R. type, black, lock No. 73034	OMR BK 5A	--	--	--	--	--	--	
Switching sequence I-O-II, latching to the right, momentary contact to the left 								
RONIS type, lock No. SB30	RSB 6A	--	RSB 6D	--	RSB 6AD	--	--	
CES type, lock No. SSG 10	CES 6A	--	CES 6D	--	CES 6AD	--	--	
IKON type, lock No. 360012 K1	Z-J 6A	--	Z-J 6D	--	Z-J 6AD	--	--	
BKS type, lock No. S1	BKS 6A	--	BKS 6D	--	BKS 6AD	--	--	
O.M.R. type, black, lock No. 73034	OMR BK 6A	--	OMR BK 6D	--	OMR BK 6AD	--	--	
Switching sequence I-O-II, latching to the left, momentary contact to the right 								
RONIS type, lock No. SB30	RSB 7A	RSB 7E	--	RSB 7AE	--	--	--	
CES type, lock No. SSG 10	CES 7A	CES 7E	--	CES 7AE	--	--	--	
IKON type, lock No. 360012 K1	Z-J 7A	Z-J 7E	--	Z-J 7AE	--	--	--	
BKS type, lock No. S1	BKS 7A	BKS 7E	--	BKS 7AE	--	--	--	
O.M.R. type, black, lock No. 73034	OMR BK 7A	OMR BK 7E	--	--	--	--	--	

3SB3 Pushbutton Units and Indicator Lights, 22 mm Enclosures

Customer-specific enclosures

Select according to order form supplement, Section 4.2

Version	Codes	Additional price per command point		
Contact blocks, lampholders and voltage reducers				
Codes for lampholders and actuators with <u>2 switch positions</u>	Contact block	NO contact NC contact	NO NC	
	BA 9s lampholder without lamp ¹⁾		BA 9s	
	BA 9s lampholder with lamp, enter Order No. under 4.3 (Notes) ^{1) 2)}		BA 9s L	
	BA 9s lampholder + voltage reducer + 130 V lamp ¹⁾	230 V AC	BA 9s VL	
	BA 9s lampholder + acoustic signal transformer ¹⁾		BA 9s S	
	Lampholder with integral LED	24 V AC/DC 110 V AC 230 V AC	LED 24 LED 110 LED 230	
	Holder for snapping on 3 blocks with front plate mounting			
	Holder with pressure plates for selector switches and key-operated switches for actuating a central contact block, with front plate mounting			
	Pressure plate for selector switches and key-operated switches for actuating a central contact block, with floor mounting			
	Support terminal	Black Blue Green/Yellow	Sk BK Sk BU Sk GNYE	

Number and type of contact blocks	In switch position I		In switch position II		Codes	Additional price per command point
	Actuated	Contact identification	Actuated	Contact identification		
Codes for contact blocks with <u>3 switch positions</u>	2 NO	1 NO	13/14	1 NO	23/24	03
	1 NO + 1 NC	1 NO	13/14	1 NC	21/22	04
	2 NC	1 NC	11/12	1 NC	21/22	05
	3 NO	2 NO	13/14 and 33/34	1 NO	23/24	07
		1 NO	13/14	2 NO	23/24 and 33/34	08
		2 NO	13/14 and 33/34 ³⁾	2 NO	23/24 and 33/34 ³⁾	06
	2 NO + 1 NC	2 NO	13/14 and 33/34	1 NC	21/22	11
		1 NO	13/14	1 NC +	21/22 and 33/34	12
		2 NO	13/14 and 33/34 ³⁾	1 NO	21/22 and 33/34 ³⁾	10
		1 NO + 1 NC	13/14 and 31/32	1 NC +	23/24 and 31/32	19
1 NO		1 NO	1 NC +	1 NO		
1 NO + 2 NC	1 NO + 1 NC	13/14 and 31/32	1 NC	21/22	14	
	1 NC	13/14	2 NC	21/22 and 31/32	15	
	1 NO	13/14 and 31/32 ³⁾	2 NC	21/22 and 31/32 ³⁾	13	
	1 NO + 1 NC					
3 NC	2 NC	11/12 and 31/32	1 NC	21/22	17	
	1 NC	11/12	2 NC	21/22 and 31/32	18	
	2 NC	11/12 and 31/32 ³⁾	2 NC	21/22 and 31/32 ³⁾	16	

Select according to order form supplement, Section 4.4

Inscriptions	Additional price per command point
Inscription labels	
With inscription	Laser-printed inscription
Without inscription	

Special versions

Version	Additional price per command point
Pushbutton in enclosure	
Fitting a yellow backing plate	Without inscription With recess for labeling plate
Enclosure with yellow top section ⁴⁾	

1) Only for lampholders with screw connection.

2) For lamps, see page 9/78.

3) This contact block is actuated in positions I and II.

4) Only possible for enclosures with 1 command point.

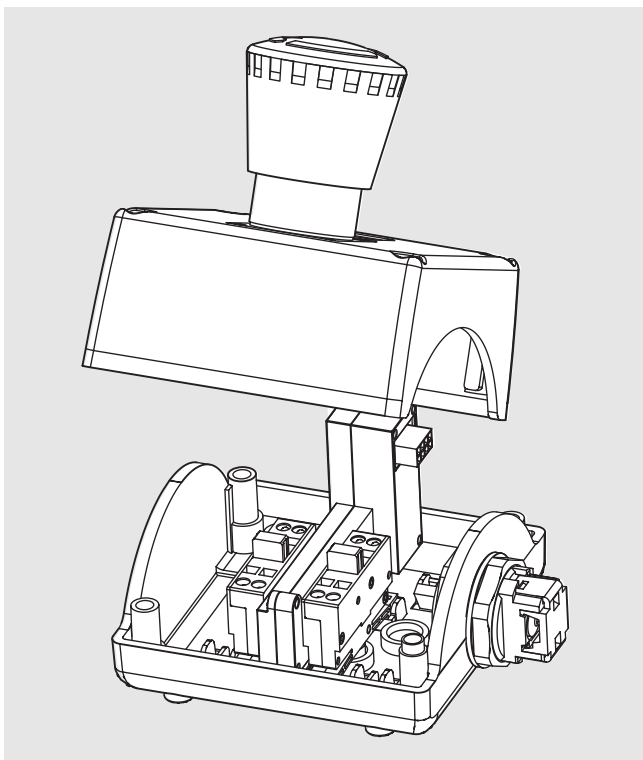
3SB3 Pushbutton Units and Indicator Lights, 22 mm Enclosures

Components for AS-Interface enclosures

Overview



Distributed command devices of the 3SB3 series can be quickly connected to the AS-Interface using AS-Interface enclosures. Using suitable components you can make your own enclosures with integrated AS-Interface or flexibly modify existing enclosures.



The enclosures with integrated AS-Interface are equipped with contact blocks and LED lampholders with spring-loaded terminals from the 3SB3 series along with the slave(s) required to connect the contact blocks and lampholders to AS-Interface.

AS-Interface modules, cable sets and a connection element are required in addition to connect the contact blocks and LED lampholders.

AS-Interface slaves

The following slave types are available:

- Slave in A/B technology with 4 inputs and 3 outputs
- Slave with 4 inputs and 4 outputs
- F slave with 2 safe inputs

The following table shows the maximum number of equippable slaves:

Enclosure for	Number of slaves for enclosures without EMERGENCY STOP	Number of slaves for enclosures with EMERGENCY STOP
1 command point	Not available	1 x F slave
2 command points	1 x slave 4I/4O or 4I/3O	Not available
3 command points	1 x slave 4I/4O or 4I/3O	1 x slave 4I/4O or 4I/3O + 1 x F slave
4 command points	2 x slave 4I/4O or 4I/3O ¹⁾	2 x slave 4I/4O or 4I/3O + 1 x F slave ¹⁾
6 command points	2 x slave 4I/4O or 4I/3O	2 x slave 4I/4O or 4I/3O + 1 x F slave

1) For metal enclosures only 1 x slave 4I/4O or 4I/3O is possible.

Design

Connection

One set of links is required in each case to connect a slave to contact blocks, to lampholders and to the connection element.

The connection elements are mounted in the front-end cable glands and are used for connection of the AS-Interface or for bringing unused inputs or outputs out of the enclosure.

For connection to the AS-Interface bus there is a choice of the following options:

- Terminal for shaped AS-Interface cable. The cable is contacted by the insulation displacement method and routed past the enclosure on the outside (possible only with plastic enclosure).
- Cable gland for the shaped AS-Interface cable or round cable. The cable is routed into the enclosure (preferable for metal enclosure).
- Connection using M12 plug

If less than all inputs/outputs of the installed slaves in an enclosure are used for connecting the commanding devices, free inputs and outputs can be routed on request to the outside through an M12 socket on the top or bottom side of the enclosure.



To supply inputs with power, the S+ connection of the must be assigned to the socket, for outputs the OUT- connection must be assigned.

Addressing is performed using the AS-Interface connections or the integrated addressing socket. An external power supply is not required.

3SB3 Pushbutton Units and Indicator Lights, 22 mm Enclosures

Components for AS-Interface enclosures

Selection and ordering data

Version	Number of command points	DT	Order No.	Price per PU	PU (UNIT, SET, M)	PS*	PG	Weight per PU approx. kg
For molded-plastic enclosures								
AS-Interface slaves								
								
F slave, 2 safe inputs, for molded-plastic enclosure, without protective collar	1 ... 6	A	3SF5 500-0BA		1	1 unit	121	0.415
F slave, 2 safe inputs, for molded-plastic or metal enclosure, with protective collar	1	A	3SF5 500-0DA		1	1 unit	121	0.415
A/B slave, 4I/3O, for molded-plastic enclosure	2 ... 6	A	3SF5 500-0BB		1	1 unit	121	0.001
Slave, 4I/4O, for molded-plastic enclosure	2 ... 6	A	3SF5 500-0BC		1	1 unit	121	0.001
Set of links								
For F slave		A	3SF5 900-0BA		1	1 unit	121	0.001
For slave 4I/4O or A/B slave 4I(3O)		A	3SF5 900-0BB		1	1 unit	121	0.001
Connection elements								
For AS-Interface flat cable, connection by insulation piercing method, for molded-plastic enclosure	1 ... 3	A	3SF5 900-0CA		1	1 unit	121	0.001
	4 ... 6	A	3SF5 900-0CB		1	1 unit	121	0.001
For AS-Interface connection using M12 plug, for molded-plastic enclosure	1 ... 3	B	3SF5 900-0CC		1	1 unit	121	0.001
	4 ... 6	B	3SF5 900-0CD		1	1 unit	121	0.001
For bringing out unused inputs/outputs through an M12 socket, for molded-plastic enclosure	1 ... 3	B	3SF5 900-0CE		1	1 unit	121	0.001
	4 ... 6	B	3SF5 900-0CF		1	1 unit	121	0.001
For AS-Interface flat cable, cable is routed into the enclosure, for molded-plastic or metal enclosure	1 ... 3	A	3SF5 900-0CG		1	1 unit	121	0.001
	4 ... 6	A	3SF5 900-0CH		1	1 unit	121	0.001
For round cable, cable is routed into the enclosure, for molded-plastic or metal enclosure	1 ... 3	A	3SF5 900-0CJ		1	1 unit	121	0.001
	4 ... 6	A	3SF5 900-0CK		1	1 unit	121	0.001
For metal enclosures								
AS-Interface slaves								
								
F slave, 2 safe inputs, for metal enclosure, without protective collar	1 ... 6	A	3SF5 500-0CA		1	1 unit	121	0.415
F slave, 2 safe inputs, for molded-plastic or metal enclosure, with protective collar	1	A	3SF5 500-0DA		1	1 unit	121	0.415
A/B slave, 4I/3O, for metal enclosure	2 ... 6	A	3SF5 500-0CB		1	1 unit	121	0.001
Slave, 4I/4O, for metal enclosure	2 ... 6	A	3SF5 500-0CC		1	1 unit	121	0.001
Set of links								
For F slave		A	3SF5 900-0BA		1	1 unit	121	0.001
For slave 4I/4O or A/B slave 4I(3O)		A	3SF5 900-0BB		1	1 unit	121	0.001
Connection elements								
For AS-Interface connection using M12 plug, for metal enclosure	1 ... 3	B	3SF5 900-2CC		1	1 unit	121	0.001
	4 ... 6	B	3SF5 900-2CD		1	1 unit	121	0.001
For bringing out unused inputs/outputs through an M12 socket, for metal enclosure	1 ... 3	B	3SF5 900-2CE		1	1 unit	121	0.001
	4 ... 6	B	3SF5 900-2CF		1	1 unit	121	0.001
For AS-Interface flat cable, cable is routed into the enclosure, for molded-plastic or metal enclosure	1 ... 3	A	3SF5 900-0CG		1	1 unit	121	0.001
	4 ... 6	A	3SF5 900-0CH		1	1 unit	121	0.001
For round cable, cable is routed into the enclosure, for molded-plastic or metal enclosure	1 ... 3	A	3SF5 900-0CJ		1	1 unit	121	0.001
	4 ... 6	A	3SF5 900-0CK		1	1 unit	121	0.001



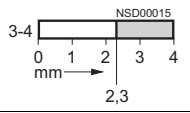

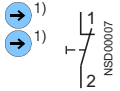
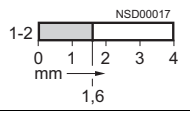

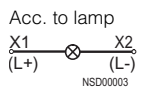

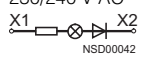

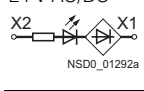

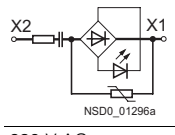

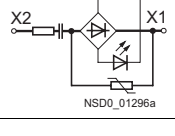
3SB3 Pushbutton Units and Indicator Lights, 22 mm Enclosures

Contact blocks and lampholders

Selection and ordering data

Version	Rated voltage/symbols	Operating travel/color	DT	Order No.	Price per PU	PU (UNIT, SET, M)	PS*	PG	Weight per PU approx.
		<input type="checkbox"/> Contact closed <input type="checkbox"/> Contact open							kg

Blocks with screw connections, for floor mounting



	Contact blocks with one contact								
	1 NO 1 NO with gold-plated contacts			▶ 3SB34 20-0B		1	1 unit	102	0.012
				▶ 3SB34 20-0BA		1	1 unit	102	0.015
	1 NC 1 NC with gold-plated contacts			▶ 3SB34 20-0C		1	1 unit	102	0.012
				▶ 3SB34 20-0CA		1	1 unit	102	0.015
	BA 9s lampholders								
	Without lamp	Acc. to lamp 		▶ 3SB34 20-1A		1	1 unit	102	0.012
	With integrated voltage reducer and with 130 V lamp (3SX1 731) ²⁾	230/240 V AC 	Clear	B 3SB34 20-1C		1	1 unit	102	0.016
		Lampholders with integral LED							
24 V AC/DC			Yellow Red Green Blue White	B 3SB34 20-1PA		1	1 unit	102	0.011
				▶ 3SB34 20-1PB		1	1 unit	102	0.011
				▶ 3SB34 20-1PC		1	1 unit	102	0.011
				B 3SB34 20-1PD		1	1 unit	102	0.011
			▶ 3SB34 20-1PE		1	1 unit	102	0.011	
	110 V AC		Yellow Red Green Blue White	B 3SB34 20-1QA		1	1 unit	102	0.012
				B 3SB34 20-1QB		1	1 unit	102	0.012
				B 3SB34 20-1QC		1	1 unit	102	0.012
				B 3SB34 20-1QD		1	1 unit	102	0.012
				B 3SB34 20-1QE		1	1 unit	102	0.012
	230 V AC		Yellow Red Green Blue White	B 3SB34 20-1RA		1	1 unit	102	0.012
				B 3SB34 20-1RB		1	1 unit	102	0.012
				B 3SB34 20-1RC		1	1 unit	102	0.012
				B 3SB34 20-1RD		1	1 unit	102	0.012
				B 3SB34 20-1RE		1	1 unit	102	0.012
Support terminals			Black Blue Green/Yellow	B 3SB39 01-0AG B 3SB39 01-0AH B 3SB39 01-0AJ		1	1 unit	102	0.012

1) Positive opening according to IEC 60947-5-1, Appendix K.

2) Only use with this lamp.

3SB3 Pushbutton Units and Indicator Lights, 22 mm Enclosures

Contact blocks and lampholders

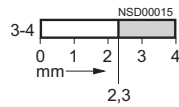
Version	Rated voltage/symbols	Operating travel/color	DT	Order No.	Price per PU	PU (UNIT, SET, M)	PS*	PG	Weight per PU approx.
		 Contact closed  Contact open							kg

Blocks with spring-loaded terminals, for floor mounting



Contact blocks with one contact

1 NO
1 NO with gold-plated contacts



B

3SB34 23-0B

1

1 unit

102

0.011

3SB34 23-0BA

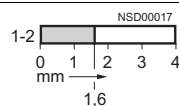
1

1 unit

102

0.015

1 NC
1 NC with gold-plated contacts



B

3SB34 23-0C

1

1 unit

102

0.011

3SB34 23-0CA

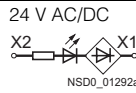
1

1 unit

102

0.015

Lampholders with integral LED



24 V AC/DC
Yellow
Red
Green
Blue
White

B

3SB34 23-1PA

1

1 unit

102

0.011

3SB34 23-1PB

1

1 unit

102

0.011

3SB34 23-1PC

1

1 unit

102

0.011

3SB34 23-1PD

1

1 unit

102

0.011

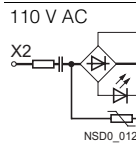
3SB34 23-1PE

1

1 unit

102

0.011



110 V AC
Yellow
Green
Red
Blue
White

B

3SB34 23-1QA

1

1 unit

102

0.011

3SB34 23-1QC

1

1 unit

102

0.011

3SB34 23-1QB

1

1 unit

102

0.011

3SB34 23-1QD

1

1 unit

102

0.011

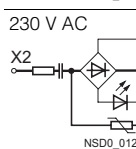
3SB34 23-1QE

1

1 unit

102

0.011



230 V AC
Yellow
Blue
Green
Red
White

B

3SB34 23-1RA

1

1 unit

102

0.011

3SB34 23-1RD

1

1 unit

102

0.011

3SB34 23-1RC

1

1 unit

102

0.011

3SB34 23-1RB

1

1 unit

102

0.011

3SB34 23-1RE

1

1 unit

102

0.011

Support terminals

Black
Blue
Green/Yellow

B

3SB34 23-2F

1

1 unit

102

0.011

3SB34 23-2G

1

1 unit

102

0.010

3SB34 23-2H

1

1 unit

102

0.010



Accessories



Pressure plate for selector switches and key-operated switches

For actuating a central contact block

B

3SB39 01-0AW

100

10 units

102

0.100

1) Positive opening according to IEC 60947-5-1, Appendix K.

3SB3 Pushbutton Units and Indicator Lights, 22 mm Enclosures

Labeling plates for enclosures


Overview

The labeling plates (black with white inscription) have an adhesive layer on the back. The size of the labeling plates is 22 mm × 22 mm.

Inscriptions

The inscriptions have upper case initial letters. The symbols, including those not listed in the catalog, are in accordance with DIN Report 4.

Selection and ordering data

Inscriptions	DT	Order No.	Price per PU	PU (UNIT, SET, M)	PS*	PG	Weight per PU approx. kg
Labeling plates without inscriptions							
Blank	▶	3SB39 06-1AA		100	10 units	102	0.100
Labeling plates with inscriptions							
	Ein	B	3SB39 06-1AB	1	10 units	102	0.003
	On	B	3SB39 06-1EB	1	10 units	102	0.001
	Aus	B	3SB39 06-1AC	1	10 units	102	0.008
	Off	B	3SB39 06-1EC	1	10 units	102	0.001
	Auf	B	3SB39 06-1AD	1	10 units	102	0.010
	Up	B	3SB39 06-1ED	1	10 units	102	0.001
	Ab	B	3SB39 06-1AE	1	10 units	102	0.001
	Down	B	3SB39 06-1EE	1	10 units	102	0.001
	Auf	B	3SB39 06-1AD	1	10 units	102	0.010
	Open	B	3SB39 06-1EP	1	10 units	102	0.001
	Zu	B	3SB39 06-1AL	1	10 units	102	0.001
	Close	B	3SB39 06-1EQ	1	10 units	102	0.001
	Vor	B	3SB39 06-1AF	1	10 units	102	0.001
	Forward	B	3SB39 06-1EF	1	10 units	102	0.001
	Zurück	B	3SB39 06-1AG	1	10 units	102	0.001
	Reverse	B	3SB39 06-1EG	1	10 units	102	0.001
	Rechts	B	3SB39 06-1AH	1	10 units	102	0.001
	Right	B	3SB39 06-1EH	1	10 units	102	0.001
	Links	B	3SB39 06-1AJ	1	10 units	102	0.001
	Left	B	3SB39 06-1EJ	1	10 units	102	0.001
	Schnell	B	3SB39 06-1AM	1	10 units	102	0.001
	Fast	B	3SB39 06-1ER	1	10 units	102	0.001
	Langsam	B	3SB39 06-1AN	1	10 units	102	0.001
	Slow	B	3SB39 06-1ES	1	10 units	102	0.001
	Betrieb	B	3SB39 06-1AP	1	10 units	102	0.001
	Running	B	3SB39 06-1EV	1	10 units	102	0.001
	Störung	B	3SB39 06-1AQ	1	10 units	102	0.001
Fault	B	3SB39 06-1EW	1	10 units	102	0.001	
Einrichten	B	3SB39 06-1AR	1	10 units	102	0.001	
Reset	B	3SB39 06-1EM	1	10 units	102	0.015	
Start	B	3SB39 06-1EL	1	10 units	102	0.001	
Test	B	3SB39 06-1EN	1	10 units	102	0.001	
Halt	B	3SB39 06-1AK	1	10 units	102	0.001	
Stop	B	3SB39 06-1EK	1	10 units	102	0.001	
NOT-AUS	B	3SB39 06-1AS	1	10 units	102	0.020	
Labeling plates with equipment symbols							
Fan	B	3SB39 06-1CA	1	10 units	102	0.001	
Pump	B	3SB39 06-1CB	1	10 units	102	0.001	
Cooling	B	3SB39 06-1CC	1	10 units	102	0.001	
Heating	B	3SB39 06-1CD	1	10 units	102	0.001	
Lighting	B	3SB39 06-1CE	1	10 units	102	0.001	
Filter	B	3SB39 06-1CF	1	10 units	102	0.001	
Motor	C	3SB39 06-1CG	1	10 units	102	0.001	
Compressor	C	3SB39 06-1CH	1	10 units	102	0.001	
Labeling plates with symbols for ON/OFF							
O	B	3SB39 06-1MB	1	10 units	102	0.001	
I	B	3SB39 06-1MC	1	10 units	102	0.001	
II	B	3SB39 06-1MD	1	10 units	102	0.001	
III	B	3SB39 06-1ME	1	10 units	102	0.001	
O I (horizontal)	B	3SB39 06-1MF	1	10 units	102	0.010	
I O II (horizontal)	B	3SB39 06-1MG	1	10 units	102	0.001	
I O (vertical)	B	3SB39 06-1MH	1	10 units	102	0.015	
II O I (vertical)	B	3SB39 06-1MW	1	10 units	102	0.001	
Labeling plates with motion symbols							
→	B	3SB39 06-1NA	1	10 units	102	0.008	
Labeling plates with customized inscriptions							
Any inscription or symbol can be selected (see Options)	C	3SB39 06-0XZ K0Y, K1Y, K2Y, K3Y or K5Y	1	10 units	102	0.001	
	C	K9Y	1	10 units	102	0.001	


* You can order this quantity or a multiple thereof.

3SB3 Pushbutton Units and Indicator Lights, 22 mm Enclosures

Labeling plates for enclosures

Silver-colored labeling plates

The labeling plates are also available in a silver-colored version with black inscription.

Inscriptions	DT	Order No.	Price per PU	PU (UNIT, SET, M)	PS*	PG	Weight per PU approx. kg
Labeling plates without inscriptions							
Blank	C	3SB19 01-3AA		100	10 units	102	0.100
Labeling plates with inscriptions							
	Ein	C	3SB19 01-3AB	1	10 units	102	0.003
	On	C	3SB19 01-3EB	1	10 units	102	0.001
	Aus	C	3SB19 01-3AC	1	10 units	102	0.008
	Off	C	3SB19 01-3EC	1	10 units	102	0.001
Labeling plates with equipment symbols							
Fan	C	3SB19 01-3CA		1	10 units	102	0.001
Pump	C	3SB19 01-3CB		1	10 units	102	0.001
Cooling	C	3SB19 01-3CC		1	10 units	102	0.001
Heating	C	3SB19 01-3CD		1	10 units	102	0.001
Lighting	C	3SB19 01-3CE		1	10 units	102	0.001
Filter	C	3SB19 01-3CF		1	10 units	102	0.001
Motor	C	3SB19 01-3CG		1	10 units	102	0.001
Compressor	C	3SB19 01-3CH		1	10 units	102	0.001
Labeling plates with symbols for ON/OFF							
O	C	3SB19 01-3MB		1	10 units	102	0.001
I	C	3SB19 01-3MC		1	10 units	102	0.001
II	C	3SB19 01-3MD		1	10 units	102	0.001
III	C	3SB19 01-3ME		1	10 units	102	0.001
O I (horizontal)	C	3SB19 01-3MF		1	10 units	102	0.010
I O II (horizontal)	C	3SB19 01-3MG		1	10 units	102	0.001
I O (vertical)	C	3SB19 01-3MH		1	10 units	102	0.015
II O I (vertical)	C	3SB19 01-3MW		1	10 units	102	0.001
Labeling plates with motion symbols							
→	C	3SB19 01-3NA		1	10 units	102	0.008
Labeling plates with customized inscriptions							
Any inscription or symbol can be selected (see Options)	C	3SB19 01-3XZ		1	10 units	102	0.001
	C	K0Y, K1Y, K2Y, K3Y or K5Y		1	10 units	102	0.001
	C	K9Y		1	10 units	102	0.001

For other inscriptions according to the table on the previous page please enter the corresponding last 2 digits of the Order No., e.g. for "Zurück": 3SB19 01-3AG.

Options

Customized inscriptions

The labels can be inscribed with text and symbols not listed in the ordering data.

Append the following codes to the order number:

- Text in upper/lower case, upper case only for beginning of line (e.g. "Lift out"): **K0Y**
- Text in upper case (e.g. "LIFT OUT"): **K1Y**
- Text in lower case (e.g. "lift out"): **K2Y**
- Text in upper/lower case, all words begin with capital letters (e.g. "Lift Out"): **K5Y**
- Symbols with number according to DIN Report 4 (ISO 7000, IEC 60417, DIN 30600): **K3Y**
- Inscription or symbols according to order form supplement: **K9Y**

DIN Report 4 can be obtained from Beuth Verlag GmbH, D-10772 Berlin

Ordering notes

When ordering, specify the required inscription in plain text in addition to the order number and order code. In the case of special inscriptions with words in languages other than German, give the exact spelling and specify the language. In the case of symbols with No., quote the corresponding standard.

Three lines of 11 characters are permitted with a font size of 4 mm (1 to 3 lines).

In the case of multi-line inscriptions, the text must be assigned to the respective line, e.g. "L1= Lift, L2=Lower". For long words you can also specify the end-of-line division.

For special symbols (short code K9Y), a CAD drawing in DXF format can be submitted.









Ordering example

To order a label with symbol No. 19 according to DIN 30600:
3SB39 06-0XZ
K3Y
Z = 19 DIN 30600

3SB3 Pushbutton Units and Indicator Lights, 22 mm Enclosures

Accessories for enclosures

Selection and ordering data

Version	Color/ inscription	DT	Order No.	Price per PU	PU (UNIT, SET, M)	PS*	PG	Weight per PU approx. kg
Blanking plugs								
	Blanking plugs For plastic version, round	Black	▶ 3SB39 21-0AA		1	10 units	102	0.012
	Blanking plugs For metal version, round	Aluminized	B 3SB19 02-0AQ		1	10 units	102	0.081
Holders and pressure plates								
	Holders for pushbut- tons and switches For snapping on 3 blocks, for front plate mounting		▶ 3SB39 01-0AB		100	20 units	102	0.100
	Holders for selector switches and key-oper- ated switches with pres- sure plates for actuating a central contact block, for front plate mounting		▶ 3SB39 01-0AC		100	10 units	102	0.200
	Pressure plate for selec- tor switches and key- operated switches For actuating a central contact block, for base mounting		B 3SB39 01-0AW		100	10 units	102	0.100
Accessories for enclosures								
	Yellow name plates As backing plate for EMERGENCY STOP, self-adhesive	Without inscription	B 3SB19 02-1AQ		1	1 unit	102	0.001
		With inscription "NOT-AUS"	B 3SB19 02-2AQ		1	1 unit	102	0.001
		With recess for labeling plate	B 3SB39 21-0BV		1	1 unit	102	0.001
	M20 cable glands ¹⁾		B 3SB39 01-0CK		1	1 unit	102	0.011
		M25 cable glands ¹⁾	B 3SB39 01-0CM		1	1 unit	102	0.014
	M20 hexagonal nuts For cable glands ¹⁾		B 3SB39 01-0CL		100	10 units	102	0.100
	M25 hexagonal nuts For cable glands ¹⁾		B 3SB39 01-0CN		100	10 units	102	0.100
	M20/M20 connecting pieces For connecting 2 metal enclosures		B 3SB39 01-0CP		1	1 unit	102	0.038
	M20/M25 connecting pieces For connecting 2 metal enclosures		B 3SB39 01-0CQ		1	1 unit	102	0.040

1) For molded-plastic enclosures, a nut and cable gland are required, for metal enclosures only the cable gland is required.

3SB4 Complete Operating and Display Systems

Control panels

Options

Delivery options

The control panels can be obtained directly from our partner:

Dyna Systems GmbH
88161 Linderberg

<http://www.dynasystems.de>

All the necessary equipment and services are available here from a single source.

- Advice during conception and design
- Design suggestions
- Development and supply of hardware by selection of suitable equipment
- Development and supply of layouts for the printed circuit boards
- Development and supply of the necessary software (function blocks, GSD files) for interfacing to the PLC
- Preparation of necessary manufacturing and testing equipment
- Manufacturing
- Delivery with documentation (complete with necessary software)
- Customer service

Design options

Front plates

- Any size and shape
- Different materials, e.g. bare or anodized aluminum, sheet-steel, plastic; also film-coated
- Various colors

Equipment

- Conventional 3SB2 and 3SB3 commanding and signaling devices, round or square design
- Indication and visualization components, e.g. multi-digit 7-segment displays and LED text displays
- Membrane keyboards with and without embossing, with metal spring washers or short-stroke keys, with point illumination or fully-illuminated keypads
- Integration of other flush-mounted devices, e.g. measuring instruments, potentiometer operating mechanisms

Inscriptions

- Printed on the front plate, anodized
- Direct on the operating surface of the pushbuttons or using insert labels or name plates
- Using foils: printed, with push-in strips

Connections

On request, all designs can be supplied ready to connect:

- With interfaces for connection to an AS-interface, PROFIBUS DP and other fieldbus systems
- Conventional with screw connections or with solder connections for assembly on printed circuit boards

Enclosures

On request, all versions are available in enclosures

Fieldbus systems

For the AS-Interface and PROFIBUS DP fieldbus systems and further bus systems, standardized solid-state units are available that can be used to link each individually designed control panel into the required bus environment without the need for costly programming work.

This function is available for both membrane keyboards, short-stroke keys and LEDs of the 3SB4 series, and for conventional 3SB3 commanding and signaling devices.

Examples for implementation

The following are available:

- Control panels with membrane keyboard
- Control panels with 3SB3 commanding and signaling devices
- Control panels with membrane keyboard and 3SB3 commanding and signaling devices



Control panel with 3SB3 commanding and signaling devices

3SB4, 3SF4 LED Indicators

Conventional 3SB4 LEDs,
3SF4 AS-Interface LEDs

Overview



Characteristics

- Suitable for mounting in panels
- Numeric indicators, red
- Various character heights
- Conventional LED indicators with A/D converter
- For AS-Interface with 4 additional, electrically isolated, digital inputs

Delivery options

The numeric and alphanumeric LED indicators can be obtained directly from our partner:


microSYST Systemelectronic GmbH
92637 Weiden

<http://www.microsyst.de>

3SB3 Two-Hand Operation Consoles

Molded-plastic and metal enclosures

Overview



Two-hand operation console with metal enclosure

Equipment

The two-hand operation consoles are pre-equipped with 3SB3 command devices. The standard equipment comprises:

- 2 black mushroom pushbuttons, Ø 40 mm, 1 NO + 1 NC, Order No. 3SB30 00-1GA11

- 1 red EMERGENCY-STOP mushroom pushbutton according to EN 418 (ISO 13850), Ø 40 mm, with positive latching, 2 NC, Order No. 3SB30 00-1HA20

The molded-plastic version can be retrofitted with up to 8 customized control points. The surface of the console has premachined breaking points for this purpose.

Application

The two-hand operation consoles are required for use with machines and systems that have hazardous areas, in order to direct both hands of the operator to one position.




Operation consoles are primarily used on presses, stamping machines, printing presses and paper converting machines, in the chemical industry and in the rubber and plastics industries.

For the further processing of control commands, suitable evaluation devices are used, e.g. 3TK28 3 safety relays (see [Safety Relays in chapter 7](#)).

Standards

The two-hand operation consoles comply with the requirements of EN 574.

Selection and ordering data

Version	DT	Order No.	Price per PU	PU (UNIT, SET, M)	PS*	PG	Weight per PU approx. kg
Metal enclosures, degree of protection IP65							
 <p>3SB38 63-4BB</p>	Two-hand operation console, metal enclosure						
	Degree of protection IP65 acc. to EN 574						
	• With standard fittings	B	3SB38 63-4BB		1	1 unit	102 2.650
	• With standard fittings and 4 additional holes for 22.5 mm command devices ¹⁾	B	3SB38 63-4BA		1	1 unit	102 4.800
	• Empty enclosure, unequipped	B	3SB38 63-4BC		1	1 unit	102 4.800
	Base plate for metal enclosure ²⁾	B	3SB39 01-0AP		1	1 unit	102 0.288
Molded-plastic enclosures, degree of protection IP65							
 <p>3SB38 63-1BB3</p>	Two-hand operation console, molded-plastic enclosure		B	3SB38 63-1BB3		1	1 unit 102 2.264
	With standard fittings and preset breaking points for 8 additional 22.5 mm command devices ¹⁾ , with holes for metric cable glands						
Accessories							
 <p>3SB39 01-0AQ</p>	Stand for two-hand operation console		B	3SB39 01-0AQ3		1	1 unit 102 16.000
	With holes for metric cable glands						

1) See 3SB3 Pushbutton units and Indicator Lights.

2) This is required when the metal enclosure is not mounted on the stand.

* You can order this quantity or a multiple thereof.

3SE7, 3SF2 Cable-Operated Switches

3SE7 metal enclosures

Overview



Application

SIRIUS cable-operated switches are used for monitoring or for EMERGENCY-STOP facilities on particularly endangered system sections.

As the effective range of a cable-operated switch is only limited by the length of the pull-rope, large systems can also be protected. Cable-operated switches (requiring pulling at both ends) and conveyor belt unbalance trackers are used primarily for monitoring very long belt systems.

Standards

The switches are equipped with positive latching and positive NC contacts and are thus suitable for operation in EMERGENCY-STOP equipment in accordance with ISO 13850 and EN 418.

Selection and ordering data

Version	Rope length	Contacts	DT	Order No.	Price per PU	PU (UNIT, SET, M)	PS*	PG	Weight per PU approx. kg
---------	-------------	----------	----	-----------	--------------	-------------------	-----	----	--------------------------

Cable-operated switches



3SE7 120-1BF00

Metal enclosures (cover made of molded plastic)	10								
		1 NO + 1 NC	→ ¹⁾ A	3SE7 120-2DD01		1	1 unit	102	0.395
• Without latching, only cable pull monitoring		2 NC	→ ¹⁾ A	3SE7 120-1BF00		1	1 unit	102	0.410
• With latching and button reset									

Metal enclosures (cover made of molded plastic), with dust protection and alignment window	25								
		1 NO + 1 NC	→ ¹⁾ A	3SE7 150-2DD00		1	1 unit	102	0.425
	• Without latching	1 NO + 1 NC	→ ¹⁾ A	3SE7 150-1BD00		1	1 unit	102	0.445
	• With latching and button reset	2 NC	→ ¹⁾ A	3SE7 150-1BF00		1	1 unit	102	0.440
• With latching and key unlatching		1 NO + 1 NC	→ ¹⁾ A	3SE7 150-1CD00		1	1 unit	102	0.510








3SE7 150-1BD04

Metal enclosures (cover made of molded plastic), with dust protection and alignment window, with LED, red, 24 V DC	25								
		1 NO + 1 NC	→ ¹⁾ A	3SE7 150-2DD04		1	1 unit	102	0.425
• Without latching		1 NO + 1 NC	→ ¹⁾ A	3SE7 150-1BD04		1	1 unit	102	0.450
• With latching and button reset									

1) Positive opening according to IEC 60947-5-1, Appendix K.

3SE7, 3SF2 Cable-Operated Switches

3SE7 metal enclosures

Version	Rope length m	Contacts	DT	Order No.	Price per PU	PU (UNIT, SET, M)	PS*	PG	Weight per PU approx. kg
Cable-operated switches									
 3SE7 140-1B.00	50	Metal enclosures (cover made of molded plastic), with dust protection							
		• With latching and button reset	1 NO + 1 NC → ¹⁾ A	3SE7 140-1BD00	1	1 unit	102	0.790	
			2 NC → ¹⁾ C	3SE7 140-1BF00	1	1 unit	102	0.790	
		• In addition with LED, red, 24 V DC	1 NO + 1 NC → ¹⁾ A	3SE7 140-1BD04	1	1 unit	102	0.820	
• With latching and key unlatching	1 NO + 1 NC → ¹⁾ C	3SE7 140-1CD00	1	1 unit	102	0.835			
 3SE7 141-1EG10	75	Metal enclosures (cover made of molded plastic), with EMERGENCY STOP, with rotate-to-unlatch mechanism		→ ¹⁾ A	3SE7 141-1EG10	1	1 unit	102	0.790
 3SE7 160-1AE00	2 x 75	Metal enclosures with actuation on both sides							
		• With latching and button reset	2 NO + 2 NC → ¹⁾ C	3SE7 160-1AE00	1	1 unit	102	1.270	
			1 NO + 1 NC → ¹⁾ A	3SE7 160-1BD00	1	1 unit	102	0.300	
		• In addition with LED, red, 24 V DC	2 NO + 2 NC → ¹⁾ A	3SE7 160-1AE04	1	1 unit	102	1.200	
Conveyor belt unbalance protection devices									
 3SE7 310-1AE00	Metal enclosures								
	• With latching and button reset	2 NO + 2 NC → ¹⁾ A	3SE7 310-1AE00	1	1 unit	102	1.805		
	• In addition with LED, red, 24 V DC	2 NO + 2 NC → ¹⁾ C	3SE7 310-1AE04	1	1 unit	102	1.815		
Accessories									
 3SX3 235	LED lamps, red 24 V DC			C	3SX3 235	1	1 unit	102	0.015
	• 25 mm diameter; for M20 x 1.5 connection								









1) Positive opening according to IEC 60947-5-1, Appendix K.

* You can order this quantity or a multiple thereof.

3SE7, 3SF2 Cable-Operated Switches

3SE7 metal enclosures

Accessories

Version ¹⁾	Length/ diameter	DT	Order No.	Price per PU	PU (UNIT, SET, M)	PS*	PG	Weight per PU approx. kg	
	Steel ropes , with red plastic sheath, Ø 4 mm ²⁾	10 m	A	3SE7 910-3AA		1	1 unit	102	0.420
		15 m	A	3SE7 910-3AB		1	1 unit	102	0.665
		20 m	A	3SE7 910-3AC		1	1 unit	102	0.865
		50 m	A	3SE7 910-3AH		1	1 unit	102	2.065
	Rope clamps , galvanized white								
	• Oval	Ø 4 mm	A	3SE7 941-1AC		1	1 unit	102	0.040
	• Simplex (1 set = 4 units)	Ø 4 mm	A	3SE7 943-1AC		1	4 units	102	0.010
	• Duplex (1 set = 4 units)	Ø 4 mm	A	3SE7 944-1AC		1	4 units	102	0.020
	• Single (1 set = 4 units)	Ø 5 mm	A	3SE7 942-1AA		1	4 units	102	0.025
	Tension springs (zinc-plated) to maintain the counter tension								
	• 13 N		A	3SE7 931-1AB		1	1 unit	102	0.150
	• 35 N		A	3SE7 931-1AD		1	1 unit	102	0.340
	Rope rollers for changing the direction of the rope, rotatable	Ø 4 mm	A	3SE7 921-1AC		1	1 unit	102	0.045
	Fixtures for the rope rollers (including fixing nuts)		A	3SE7 921-1AA		1	1 unit	102	0.015
	Rope eyes for changes in rope direction and improved power transmission at the fixing points (1 set = 4 units)	Ø 4 mm	A	3SE7 930-1AD		1	4 units	102	0.005
	Eyebolts for fixing the rope								
	• Including M8 nut		A	3SE7 920-1AB		1	1 unit	102	0.035
	• Including M10 nut		A	3SE7 920-1AC		1	1 unit	102	0.060
	Turnbuckles for precise adjustment of the pretension								
	• M6 x 60		A	3SE7 950-1AB		1	1 unit	102	0.055
	• M6 x 110		A	3SE7 950-1AD		1	1 unit	102	0.075

1) For mounting and fixing the cables, see Technical Information LV 1 T.

2) Diameter including casing; the diameter of the steel wire is 3.2 mm.

3SE7, 3SF2 Cable-Operated Switches

3SF2 AS-Interface cable-operated switches

Overview



AS-Interface cable-operated switches can now be directly connected via the standard AS-Interface with safety-oriented communication.

The safety functions no longer have to be conventionally wired up.

Application

SIRIUS cable-operated switches are used for monitoring or for EMERGENCY-STOP facilities on particularly endangered system sections.

As the effective range of a cable-operated switch is only limited by the length of the pull-rope, large systems can also be protected.

Standards

Switches with latching for operation in EMERGENCY-STOP equipment correspond to ISO 13850 and EN 418.

Selection and ordering data

Version	Basic switch ¹⁾	DT	Order No.	Price per PU	PU (UNIT, SET, M)	PS*	PG	Weight per PU approx. kg
---------	----------------------------	----	-----------	--------------	-------------------	-----	----	--------------------------

AS-Interface cable-operated switches ASsafe
 With direct connection to AS-Interface, metal enclosure with dust protection, IP65, suitable for up to category 4 acc. to EN 954-1, latching acc. to EN 418, with button reset, 2 NC contacts²⁾

- For rope lengths up to 10 m, *3SE7 120-1BF00* C

3SF2 120-1BF00-0BA1 1 1 unit 132 0.620



- For rope lengths up to 25 m, *3SE7 150-1BF00* C

3SF2 150-1BF00-0BA1 1 1 unit 132 0.630



- For rope lengths up to 50 m *3SE7 140-1BF00* B

3SF2 140-1BF00-0BA1 1 1 unit 132 0.917




1) For accessories, see 3SE7 Basic Switches. For technical specifications, contact travel, circuit diagrams and dimensional drawings, see Technical Information LV 1 T.

2) Positive opening according to IEC 60947-5-1, Appendix K.

3SE2, 3SE3 Foot Switches

Molded-plastic and metal enclosures

Overview



Foot switches with metal enclosures

The 3SE2 9 and 3SE3 9 foot switch range encompasses versions in a metal enclosure for rugged applications as well as versions with molded-plastic enclosure. The units can be supplied with or without a cover and have fixing holes for them to be screwed to the floor.

Depending on the particular application, the switches can be ordered in latching or momentary-contact versions.

Safety foot switches

The single-pedal safety foot switches according to EN 418 lock on actuation. After eliminating the hazard, the machine can only be restarted after manually releasing the switch. A pushbutton on the top of the enclosure is used for this purpose. The devices are supplied with a cover.







Version with molded-plastic enclosures

For operation in less harsh environments, momentary-contact pedal switches with molded-plastic enclosures are available. They are supplied in single-pedal and two-pedal versions, the single-pedal version is also available with a cover. The momentary-contact pedal switch has one micro switch (changeover contact) per actuating pedal.

3SE2, 3SE3 Foot Switches

Molded-plastic and metal enclosures

Selection and ordering data

Version	Slow-action con- tacts for each pedal	DT	Order No.	Price per PU	PU (UNIT, SET, M)	PS*	PG	Weight per PU approx. kg
Metal enclosures, degree of protection IP65								
 <p>3SE2 90.-AA20 3SE2 91.-AA20</p>	Momentary-contact foot switches, single pedal M20 x 1.5 cable entry							
	<ul style="list-style-type: none"> Without cover With cover 	1 NO + 1 NC → ¹⁾ A 2 NO + 2 NC → ¹⁾ A 1 NO + 1 NC → ¹⁾ A 2 NO + 2 NC → ¹⁾ A		3SE2 902-0AB20 3SE2 903-1AB20 3SE2 902-0AA20 3SE2 903-1AA20		1 1 1 1	1 unit 1 unit 1 unit 1 unit	102 102 102 102
 <p>3SE2 912-2AB20 3SE2 912-2AA20</p>	Foot switches, single pedal M20 x 1.5 cable entry							
	<ul style="list-style-type: none"> Without cover With cover 	1 NO + 1 NC → ¹⁾ C 1 NO + 1 NC → ¹⁾ C		3SE2 912-2AB20 3SE2 912-2AA20		1 1	1 unit 1 unit	102 102
 <p>3SE2 932-.AB20 3SE2 932-.AA20</p>	Momentary-contact foot switches, two pedals M25 x 1.5 cable entry							
	<ul style="list-style-type: none"> Without cover With cover 	1 NO + 1 NC → ¹⁾ B 2 NO + 2 NC → ¹⁾ B 1 NO + 1 NC → ¹⁾ B 2 NO + 2 NC → ¹⁾ B		3SE2 932-0AB20 3SE2 932-1AB20 3SE2 932-0AA20 3SE2 932-1AA20		1 1 1 1	1 unit 1 unit 1 unit 1 unit	102 102 102 102
 <p>3SE2 924-3AA20</p>	Safety foot switches, single pedal with cover, M20 x 1.5 cable entry, with interlock according to EN 418, NO closes as momentary contact type, NC opens with latching		2 NO + 2 NC → ¹⁾ C					
			3SE2 924-3AA20		1	1 unit	102	1.350
Molded-plastic enclosures, degree of protection IP65								
 <p>3SE3 902-4CA20</p>	Foot switches, 3 m cable		Microswitch					
	<ul style="list-style-type: none"> Single pedal - Without cover - With cover 	1 CO contact 1 CO contact	B B	3SE3 902-4CB20 3SE3 902-4CA20		1 1	1 unit 1 unit	102 102
 <p>3SE3 934-5CB20</p>	<ul style="list-style-type: none"> Two pedals, without cover 	2 x 1 CO	B	3SE3 934-5CB20	1	1 unit	102	0.800

1) Positive opening according to IEC 60947-5-1, Appendix K.

* You can order this quantity or a multiple thereof.

Overview



Two product series are available:

- 8WD42
 - Thermoplast enclosure, diameter 50 mm
 - Degree of protection IP54
 - Up to 4 elements can be mounted
- 8WD44
 - Thermoplast enclosure, diameter 70 mm
 - Advanced design and significantly improved illumination
 - Fast and flexible connection using spring-loaded terminals
 - Integrated degree of protection IP65
 - Up to 5 elements can be mounted

Benefits

- Choice of various light and acoustic elements with different functions: continuous light, blinklight, flashlight and rotating light; buzzer and siren
- Light elements with particularly long-lasting LEDs
- Variety of colors: red, yellow, green, white or blue
- Optimized illumination through improved prism technology with the 8WD44
- Acoustic elements can be set in tone and volume
- Extremely resistant to shock and vibrations
- Easy connection and quick lamp change with secure bayonet mechanism
- Communications capability through connection to AS-Interface

Application

8WD4 signaling columns are used in machines or in automatic processes for monitoring complex procedures or as visual or acoustic warning devices in emergency situations, e.g. for displaying individual assembly stages.

Communication capabilities

Connection to AS-Interface

The 8WD4 signaling columns can be directly connected to the AS-Interface bus system through an adapter element that can be integrated. Wiring complexity is reduced as the result. The two-wire bus cable is fixed to the screw terminals in the connection element. Up to three signaling elements can be mounted on it using an adapter element.

A/B technology enables the connection of up to 62 slaves on one AS-Interface system.

Communication using a mobile phone

GSM radio elements are available for the 8WD44 series. They can send error signals without delay to a mobile phone, e.g. as an SMS or call. The device can be set to the GSM frequencies customary in the EU and North America.

The radio elements are not allowed to be used in safety-relevant applications.

Connection

The signaling elements are wired up using the screw terminals in the connection element, screw terminals on the 8WD42 and spring-loaded terminals on the 8WD44.

Cable outlet

The connecting cables can be guided either downwards or sideways through the cable gland using an adapter that can be screwed under the foot. This makes wiring easier if there is no access from below.

Connection to AS-Interface for 8WD44

The two-wire bus cable is fixed to the screw terminals in the connection element. The adapter element must be the first module to be positioned on the connection element. A maximum of 4 signaling elements can then be mounted on it.

A/B technology enables the connection of up to 62 slaves on one AS-Interface system. The addressing socket provides user-friendly parameterization of the AS-Interface elements.

Connection to AS-Interface for 8WD42

The two-wire bus cable is fixed to the screw terminals in the connection element. The adapter element must be the first module to be positioned on the connection element. A maximum of 4 signaling elements can then be mounted on it.

The 8WD4228-0BB connection element for AS-Interface is a standard slave.







8WD4 Signaling Columns

8WD42 signaling columns, 50 mm diameter

Overview

Features:

- Thermoplast enclosure, diameter 50 mm
- Degree of protection IP54
- Up to 4 elements can be mounted






Version	Rated voltage V	Color	DT	Order No.	Price per PU	PU (UNIT, SET, M)	PS*	PG	Weight per PU approx. kg	
Light elements for incandescent lamps/LED, BA 15d bases										
	Continuous light elements¹⁾	24 ... 230 AC/DC	Red	A	8WD42 00-1AB		1	1 unit	102	0.049
			Green	A	8WD42 00-1AC		1	1 unit	102	0.048
			Yellow	A	8WD42 00-1AD		1	1 unit	102	0.049
			Clear	A	8WD42 00-1AE		1	1 unit	102	0.049
			Blue	A	8WD42 00-1AF		1	1 unit	102	0.048
Light elements with integrated LED										
	Continuous light elements	24 AC/DC	Red	A	8WD42 20-5AB		1	1 unit	102	0.050
			Green	A	8WD42 20-5AC		1	1 unit	102	0.050
			Yellow	A	8WD42 20-5AD		1	1 unit	102	0.050
	Blinklight elements¹⁾	24 AC/DC	Red	A	8WD42 20-5BB		1	1 unit	102	0.050
			Green	A	8WD42 20-5BC		1	1 unit	102	0.050
			Yellow	A	8WD42 20-5BD		1	1 unit	102	0.050
			Clear	A	8WD42 20-5BE		1	1 unit	102	0.050
			Blue	A	8WD42 20-5BF		1	1 unit	102	0.050
			115 AC	Red	A	8WD42 40-5BB		1	1 unit	102
		Green	A	8WD42 40-5BC		1	1 unit	102	0.054	
		Yellow	A	8WD42 40-5BD		1	1 unit	102	0.054	
		Clear	D	8WD42 40-5BE		1	1 unit	102	0.054	
		Blue	D	8WD42 40-5BF		1	1 unit	102	0.054	
		230 AC	Red	A	8WD42 50-5BB		1	1 unit	102	0.054
			Green	A	8WD42 50-5BC		1	1 unit	102	0.054
			Yellow	A	8WD42 50-5BD		1	1 unit	102	0.054
			Clear	A	8WD42 50-5BE		1	1 unit	102	0.054
			Blue	A	8WD42 50-5BF		1	1 unit	102	0.054
Acoustic elements										
	Buzzer elements 80 dB, pulsating or continuous-tone, adjustable by means of a jumper	24 V AC/DC	Black	A	8WD42 20-0FA		1	1 unit	102	0.060
		115 V AC		A	8WD42 40-0FA		1	1 unit	102	0.066
		230 V AC		A	8WD42 50-0FA		1	1 unit	102	0.066
Connection elements										
	Connection elements with covers for mounting on pipes, floors and brackets		Black	A	8WD42 08-0AA		1	1 unit	102	0.085
Connection elements for AS-Interface										
	AS-Interface adapter elements with external auxiliary voltage	For 3 signaling elements 24 V		A	8WD42 28-0BB		1	1 unit	102	0.074

1) Lamp not included in scope of supply. Please order separately.

* You can order this quantity or a multiple thereof.

8WD4 Signaling Columns

8WD42 signaling columns, 50 mm diameter

Version	Rated voltage	DT	Order No.	Price per PU	PU (UNIT, SET, M)	PS*	PG	Weight per PU approx. kg
Accessories								
	Feet, single	Plastic, for mounting on pipes	A	8WD43 08-0DB		1	1 unit	102 0.048
		Plastic, for mounting on floor	A	8WD42 08-0DE		1	1 unit	102 0.050
	Sockets for feet	Side cable outlet	A	8WD43 08-0DD		1	1 unit	102 0.074
		Side cable outlet, with magnetic fixing ¹⁾	A	8WD43 08-0DE		1	1 ST	102 0.321
	Pipes, single	Length 100 mm	A	8WD42 08-0EF		1	1 unit	102 0.035
		Length 150 mm	A	8WD43 08-0EE		1	1 unit	102 0.045
		Length 250 mm	A	8WD43 08-0EA		1	1 unit	102 0.077
		Length 400 mm	A	8WD43 08-0EB		1	1 unit	102 0.121
		Length 1000 mm	A	8WD43 08-0ED		1	1 unit	102 0.301
	Brackets for wall mounting		A	8WD42 08-0CA		1	1 unit	102 0.115
	Adapters for single-hole mounting		A	8WD42 08-0EH		1	1 unit	102 0.120
	Incandescent lamps, 5 W	Base BA 15d	24	A	8WD43 28-1XX	1	10 units	102 0.009
			115	A	8WD43 48-1XX	1	10 units	102 0.009
			230	A	8WD43 58-1XX	1	10 units	102 0.009
			LEDs					
Base BA 15d		24 AC/DC	Red	A	8WD44 28-6XB	1	1 unit	102 0.020
			Green	A	8WD44 28-6XC	1	1 unit	102 0.020
			Yellow	A	8WD44 28-6XD	1	1 unit	102 0.020
			Clear	A	8WD44 28-6XE	1	1 unit	102 0.020
			Blue	A	8WD44 28-6XF	1	1 unit	102 0.020
		115 AC	Red	A	8WD44 48-6XB	1	1 unit	102 0.019
			Green	A	8WD44 48-6XC	1	1 unit	102 0.019
			Yellow	A	8WD44 48-6XD	1	1 unit	102 0.020
			Clear	A	8WD44 48-6XE	1	1 unit	102 0.020
			Blue	A	8WD44 48-6XF	1	1 unit	102 0.019
		230 AC	Red	A	8WD44 58-6XB	1	1 unit	102 0.020
			Green	A	8WD44 58-6XC	1	1 unit	102 0.020
			Yellow	A	8WD44 58-6XD	1	1 unit	102 0.020
			Clear	A	8WD44 58-6XE	1	1 unit	102 0.020
			Blue	A	8WD44 58-6XF	1	1 unit	102 0.020

1) For horizontal mounting, only 1 element is recommended.

8WD4 Signaling Columns

8WD44 signaling columns, 70 mm diameter



Overview

Features:

- Thermoplast enclosure, diameter 70 mm
- Advanced design and significantly improved illumination

- Fast and flexible connection using spring-loaded terminals
- Integrated degree of protection IP65
- Up to 5 elements can be mounted

Selection and ordering data





Version	Rated voltage V	Color	DT	Order No.	Price per PU	PU (UNIT, SET, M)	PS*	PG	Weight per PU approx. kg	
Light elements for incandescent lamps/LED, BA 15d bases										
	Continuous light elements¹⁾	12 ... 230 AC/DC	Red	A	8WD44 00-1AB		1	1 unit	102	0.070
			Green	A	8WD44 00-1AC		1	1 unit	102	0.069
			Yellow	A	8WD44 00-1AD		1	1 unit	102	0.071
			Clear	D	8WD44 00-1AE		1	1 unit	102	0.071
			Blue	A	8WD44 00-1AF		1	1 unit	102	0.070
	Blinklight elements¹⁾	24 AC/DC	Red	A	8WD44 20-1BB		1	1 unit	102	0.076
			Green	A	8WD44 20-1BC		1	1 unit	102	0.077
			Yellow	A	8WD44 20-1BD		1	1 unit	102	0.075
			Clear	A	8WD44 20-1BE		1	1 unit	102	0.078
			Blue	A	8WD44 20-1BF		1	1 unit	102	0.076
		115 AC	Red	A	8WD44 40-1BB		1	1 unit	102	0.078
			Green	A	8WD44 40-1BC		1	1 unit	102	0.077
			Yellow	A	8WD44 40-1BD		1	1 unit	102	0.078
			Clear	A	8WD44 40-1BE		1	1 unit	102	0.077
			Blue	A	8WD44 40-1BF		1	1 unit	102	0.078
		230 AC	Red	A	8WD44 50-1BB		1	1 unit	102	0.080
Green			A	8WD44 50-1BC		1	1 unit	102	0.078	
Yellow			A	8WD44 50-1BD		1	1 unit	102	0.080	
Clear			A	8WD44 50-1BE		1	1 unit	102	0.080	
Blue			A	8WD44 50-1BF		1	1 unit	102	0.080	
Light elements with integrated flash lamps										
	Flashlight elements With integrated electronic flash	24 AC	Red	D	8WD44 20-0CB		1	1 unit	102	0.090
			Green	A	8WD44 20-0CC		1	1 unit	102	0.091
			Yellow	A	8WD44 20-0CD		1	1 unit	102	0.090
			Clear	A	8WD44 20-0CE		1	1 unit	102	0.091
			Blue	A	8WD44 20-0CF		1	1 unit	102	0.091
	115 AC	Red	A	8WD44 40-0CB		1	1 unit	102	0.088	
		Green	D	8WD44 40-0CC		1	1 unit	102	0.088	
		Yellow	A	8WD44 40-0CD		1	1 unit	102	0.091	
		Clear	D	8WD44 40-0CE		1	1 unit	102	0.088	
		Blue	D	8WD44 40-0CF		1	1 unit	102	0.088	
	230 AC	Red	A	8WD44 50-0CB		1	1 unit	102	0.086	
		Green	A	8WD44 50-0CC		1	1 unit	102	0.086	
		Yellow	A	8WD44 50-0CD		1	1 unit	102	0.087	
		Clear	A	8WD44 50-0CE		1	1 unit	102	0.087	
		Blue	A	8WD44 50-0CF		1	1 unit	102	0.088	

1) Lamp not included in scope of supply. Please order separately.

* You can order this quantity or a multiple thereof.

8WD4 Signaling Columns










8WD44 signaling columns, 70 mm diameter

Version	Rated voltage	Color	DT	Order No.	Price per PU	PU (UNIT, SET, M)	PS*	PG	Weight per PU approx. kg	
Light elements with integrated LEDs										
	Continuous light elements	24 AC/DC	Red	A	8WD44 20-5AB		1	1 unit	102	0.074
			Green	A	8WD44 20-5AC		1	1 unit	102	0.074
			Yellow	A	8WD44 20-5AD		1	1 unit	102	0.075
			Clear	A	8WD44 20-5AE		1	1 unit	102	0.074
			Blue	A	8WD44 20-5AF		1	1 unit	102	0.072
		115 AC/DC	Red	A	8WD44 40-5AB		1	1 unit	102	0.072
			Green	A	8WD44 40-5AC		1	1 unit	102	0.087
			Yellow	A	8WD44 40-5AD		1	1 unit	102	0.072
			Clear	A	8WD44 40-5AE		1	1 unit	102	0.072
			Blue	A	8WD44 40-5AF		1	1 unit	102	0.072
		230 AC	Red	A	8WD44 50-5AB		1	1 unit	102	0.075
			Green	A	8WD44 50-5AC		1	1 unit	102	0.075
			Yellow	A	8WD44 50-5AD		1	1 unit	102	0.075
			Clear	A	8WD44 50-5AE		1	1 unit	102	0.075
			Blue	A	8WD44 50-5AF		1	1 unit	102	0.075
	Blinklight elements	24 AC/DC	Red	A	8WD44 20-5BB		1	1 unit	102	0.072
			Green	A	8WD44 20-5BC		1	1 unit	102	0.073
			Yellow	A	8WD44 20-5BD		1	1 unit	102	0.074
	Rotating light elements	24 AC/DC	Red	A	8WD44 20-5DB		1	1 unit	102	0.081
			Green	A	8WD44 20-5DC		1	1 unit	102	0.081
			Yellow	A	8WD44 20-5DD		1	1 unit	102	0.084
Acoustic elements										
	Buzzer elements 80 dB, pulsating or continuous tone, adjustable by means of a jumper	24 AC/DC	Black	A	8WD44 20-0FA		1	1 unit	102	0.084
		115 AC/DC		A	8WD44 40-0FA		1	1 unit	102	0.089
		230 AC		A	8WD44 50-0FA		1	1 unit	102	0.090
	Siren elements , multi-tone, 100 dB, 8 tones and volume are adjustable	24 AC/DC	Black	A	8WD44 20-0EA2		1	1 unit	102	0.090
		115 AC		A	8WD44 40-0EA2		1	1 unit	102	0.106
		230 AC		A	8WD44 50-0EA2		1	1 unit	102	0.100
Siren elements 108 dB, IP40	24 AC/DC	Black	A	8WD44 20-0EA		1	1 unit	102	0.127	
GSM radio elements										
	GSM radio element Current input 50 mA, short-time 450 mA	24, DC controlled ±15 %	Black	C	8WD44 28-0BC		1	1 unit	102	0.110
Connection elements for AS-interface										
	AS-Interface adapter elements with/without external auxiliary voltage, selectable									
		A/B technology	For 3 signaling elements 24 V	Black	A	8WD44 28-0BD		1	1 unit	102
	Standard AS-i	For 4 signaling elements 24 V	Black	A	8WD44 28-0BE		1	1 unit	102	0.110
Connection elements										
	Connection elements with covers Screw connection		Black							
		• For mounting on pipes		A	8WD44 08-0AA		1	1 unit	102	0.111
	• For mounting on brackets or floors		A	8WD44 08-0AB		1	1 unit	102	0.115	
	Spring-loaded terminals	• For mounting on pipes		A	8WD44 08-0AD		1	1 unit	102	0.103
		• For mounting on brackets or floors		A	8WD44 08-0AE		1	1 unit	102	0.106

* You can order this quantity or a multiple thereof.

8WD4 Signaling Columns

8WD44 signaling columns, 70 mm diameter

Version	Rated voltage	DT	Order No.	Price per PU	PU (UNIT, SET, M)	PS*	PG	Weight per PU approx. kg	
Accessories									
	Feet with pipe	Pipe length 100 mm	A	8WD43 08-0DA		1	1 unit	102 0.062	
	Feet, single	Plastic, for mounting on pipes	A	8WD43 08-0DB		1	1 unit	102 0.048	
		Cast iron, for pipe lengths > 400 mm	A	8WD43 08-0DC		1	1 unit	102 0.344	
	Sockets for feet	Side cable outlet	A	8WD43 08-0DD		1	1 unit	102 0.074	
		Side cable outlet, with magnetic fixing ¹⁾	A	8WD43 08-0DE		1	1 unit	102 0.321	
	Pipes, single	Length 100 mm	A	8WD42 08-0EF		1	1 unit	102 0.035	
		Length 150 mm	A	8WD43 08-0EE		1	1 unit	102 0.045	
		Length 250 mm	A	8WD43 08-0EA		1	1 unit	102 0.077	
		Length 400 mm	A	8WD43 08-0EB		1	1 unit	102 0.121	
		Length 1000 mm	A	8WD43 08-0ED		1	1 unit	102 0.301	
	Brackets for wall mounting	For single-sided mounting	A	8WD43 08-0CA		1	1 unit	102 0.089	
		For double-sided mounting	A	8WD43 08-0CB		1	1 unit	102 0.074	
	Incandescent lamps, 5 W								
	Base BA 15d	24	A	8WD43 28-1XX		1	10 units	102 0.009	
		115	A	8WD43 48-1XX		1	10 units	102 0.009	
		230	A	8WD43 58-1XX		1	10 units	102 0.009	
LEDs									
	Base BA 15d	24 AC/DC	A	8WD44 28-6XB		1	1 unit	102 0.020	
			A	8WD44 28-6XC		1	1 unit	102 0.020	
			A	8WD44 28-6XD		1	1 unit	102 0.020	
			A	8WD44 28-6XE		1	1 unit	102 0.020	
			A	8WD44 28-6XF		1	1 unit	102 0.020	
			115 AC	A	8WD44 48-6XB		1	1 unit	102 0.019
		A		8WD44 48-6XC		1	1 unit	102 0.019	
		A		8WD44 48-6XD		1	1 unit	102 0.020	
		A		8WD44 48-6XE		1	1 unit	102 0.020	
		A		8WD44 48-6XF		1	1 unit	102 0.019	
		230 AC		A	8WD44 58-6XB		1	1 unit	102 0.020
			A	8WD44 58-6XC		1	1 unit	102 0.020	
			A	8WD44 58-6XD		1	1 unit	102 0.020	
			A	8WD44 58-6XE		1	1 unit	102 0.020	
	Brackets for foot mounting			A	8WD44 08-0CC		1	1 unit	102 0.057
			Brackets for base mounting		A	8WD44 08-0CD		1	1 unit
		Labeling panels		A	8WD44 08-0FA		1	1 unit	102 0.344
			With fixing accessories for mounting on pipe Ø 25 mm						
		Text area/step 50 mm x 140 mm							
		Suitable for standard labels, e.g.							
		• Zweckform 3425							
		• Herma 4457							

1) For horizontal mounting, only 1 element is recommended.

X-ON Electronics

Largest Supplier of Electrical and Electronic Components

Click to view similar products for [siemens](#) manufacturer:

Other Similar products are found below :

[5SJ4101-7HG40](#) [5SL6225-7](#) [5ST2144](#) [5ST2167](#) [5SX2125-7](#) [5SX2132-7](#) [5SX2320-7](#) [5SX2340-7](#) [5SX9200](#) [5SY4106-8](#) [5SY6220-7](#)
[6EP1321-5BA00](#) [6EP3333-8SB00-0AY0](#) [6ES5451-7LA11](#) [6ES7322-1BF01-0AA0](#) [D11CEU1](#) [PD63F160](#) [FXD63B175](#) [8WA1011-2SF25](#)
[8WA1721](#) [8WA1815](#) [8WA8848-0AC](#) [8WA8-848-0AM](#) [8WA8-848-0AN](#) [8WA8-848-0AT](#) [8WA8-848-0AX](#) [8WA8-848-0BD](#) [8WA8-848-](#)
[0BF](#) [8WA8-848-0BL](#) [8WA8-848-0BP](#) [8WA8-848-0BQ](#) [14DP32AC81](#) [ED21B100](#) [B32523-.47@400V-J](#) [B65541-T25-A48](#) [B65549-E4-X23](#)
[B65812-B1512-T1](#) [B66317-G0000-X127](#) [B66337-G0500-X127](#) [B66417-G-X167](#) [B82724-J](#) [8WA1201](#) [8WA1854](#) [8WA1870](#) [8WA8-848-](#)
[0AK](#) [8WA8-848-0AV](#) [8WA8-848-0BC](#) [8WA8-848-0BG](#) [8WA8-848-0BJ](#) [8WA8-848-0BK](#)