

Mounting plates

A complete range of mounting plates comprising 4 versions able to provide all the mountings needed for this installation system.

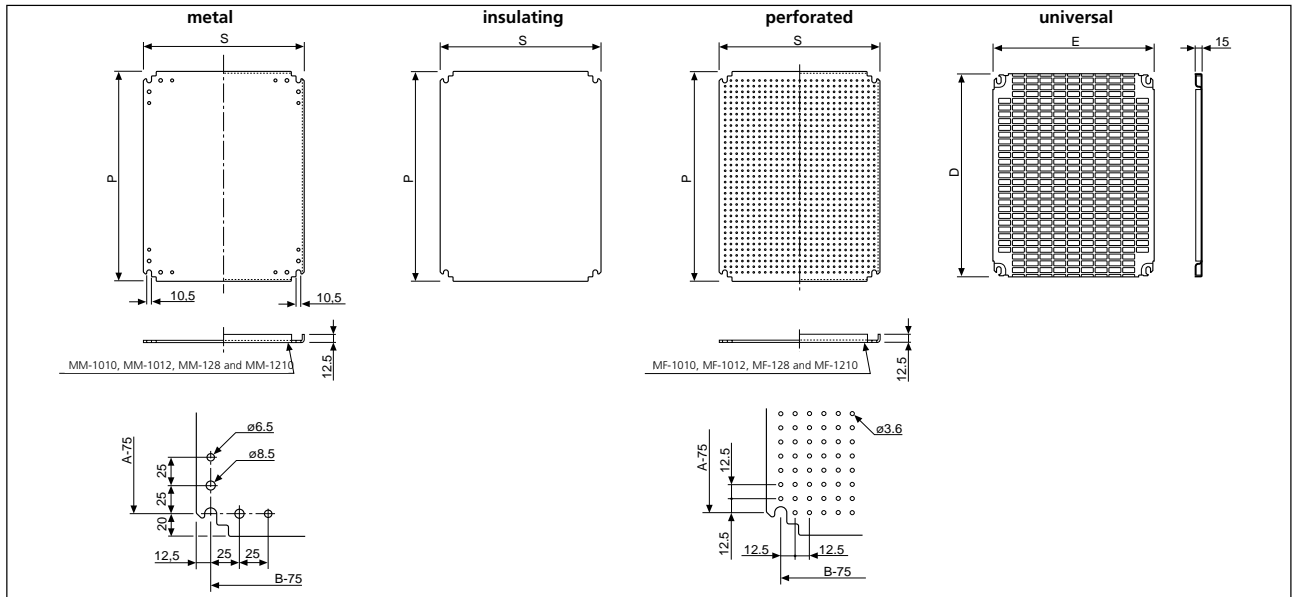

- galvanised steel plates with drill holes for fitting accessories and an earth connection.

- insulating plates in bakelite.

- perforated plates in galvanised steel, drilled with 3.6 mm Ø holes, 12.5 mm apart. 4.2 Ø self-tapping tapping or M4 three-lobe screws can be used.

- universal plates for rapid cabling, manufactured in zinc dichromated steel.

The arrangement of the drill holes cover all the fixing point distances.



to couple the enclosures		metal		insulating		perforated		universal							
Height (A)	Width (B)	product reference	thick-ness (mm)	weight (Kg)	product reference	thick-ness (mm)	weight (Kg)	product reference	thick-ness (mm)	weight (Kg)	P	S	product reference	D	E
250	200	MM-2520	2	0,4	MB-2520	4	0,13	MF-2520	2	0,3	215	150	-	-	-
300	250	MM-3025	2	0,6	MB-3025	4	0,2	MF-3025	2	0,5	265	200	MR-3025	253	228
300	300	MM-33	2	1,2	MB-33	4	0,3	MF-33	2	1,1	265	250	MR-33	255	251
300	400	MM-34	2	1,6	MB-34	4	0,5	MF-34	2	1,5	265	350	MR-34	255	351
400	300	MM-43	2	1,6	MB-43	4	0,5	MF-43	2	1,5	365	250	MR-43	348	251
400	400	MM-44	2	2,2	MB-44	4	0,7	MF-44	2	2,1	365	350	MR-44	345	351
400	600	MM-46	2	3,1	MB-46	4	1,1	MF-46	2	3	365	550	MR-46	345	551
500	400	MM-54	2	2,5	MB-54	4	0,9	MF-54	2	2,4	465	350	MR-54	450	351
500	500	MM-55	2	3,7	MB-55	4	1,2	MF-55	2	3,5	465	450	MR-55	450	451
600	400	MM-64	2	3,1	MB-64	4	1,1	MF-64	2	3	565	350	MR-64	555	351
600	500	MM-65	2	4	MB-65	4	1,4	MF-65	2	3,8	565	450	MR-65	555	451
600	600	MM-66	2	5,5	MB-66	4	1,7	MF-66	2	5,2	565	550	MR-66	555	551
600	800	MM-68	2,5	9,9	MB-68	4	2,3	MF-68	2,5	9,3	565	750	MR-68	555	751
700	500	MM-75	2	4,6	MB-75	4	1,7	MF-75	2	4,3	665	450	MR-75	645	451
800	600	MM-86	2,5	9,9	MB-86	4	2,3	MF-86	2,5	9	765	550	MR-86	750	551
800	800	MM-88	2,5	13,6	MB-88	5	4,5	MF-88	2,5	12	765	750	MR-88	750	751
800	1000	MM-810	2,5	16,9	MB-810	5	5,7	MF-810	2,5	16	765	950	MR-810	750	951
1000	600	MM-106	2,5	12,6	MB-106	5	4,2	MF-106	2,5	12	965	550	MR-106	945	551
1000	800	MM-108	2,5	16,9	MB-108	5	5,7	MF-108	2,5	16	965	750	MR-108	945	751
1000	1000	MM-1010	2,5	18,6	MB-1010	5	7,1	MF-1010	2,5	17	950	950	MR-1010	945	951
1000	1200	MM-1012	2,5	21,7	MB-1012	5	8,3	MF-1012	2,5	20	950	1150	MR-1012	945	1151
1200	800	MM-128	2,5	17,8	MB-128	5	6,8	MF-128	2,5	17	1150	750	MR-128	1145	751
1200	1000	MM-1210	2,5	21,7	MB-1210	5	8,3	MF-1210	2,5	20	1150	950	MR-1210	1145	951




Dinimel DLM distribution frame

Distribution frame for modular wiring, part no: DLM-... with distance between symmetrical profile of 35mm and the adjustable cover ranging from 40 to 85 mm depending on user requirements.

- rigid structure manufactured in galvanised steel.
 - cover and insulating frame in flame-retardant material, colour RAL 7035.
- Rapid screw-free assembly.
- circuit identification system included as standard.
 - terminal strip for neutral and earth
- product reference: RBLZ/21656**
(included as standard)



CRN 64/150 + DLA-48 P

to couple the CRN-CRS enclosures			row layout					blind covers	mounting plates	blanking strip	
normal door	transparent door	product reference	no. rows	automatic rail		no. units	A	B			
				qty.	model no. 18 mm.						
...-43	...-43/KT	DLM24	2	2	24	-	216	103	CTL300DLM	PMP300DLM	
...-54	...-54/KT	DLM48	3	3	48	-	288	78	CTL400DLM	PMP400DLM	
...-64	...-64/KT	DLM48P	3	3	48	-	288	128	CTL600DLM	PMP600DLM	ATP/72G (72 mm) 4 modules
...-66	...-66/KT	DLM84P	3	3	84	-	504	128	CTL500DLM	PMP500DLM	
...-75	...-75/KT	DLM66	4	3	66	1	395	103	CTL600DLM	PMP600DLM	
...-75	...-75/KT	DLM88	4	4	88	-	395	103	CTL600DLM	PMP600DLM	
...-86	...-86/KT	DLM84	4	3	84	1	504	153	CTL800DLM	PMP800DLM	
...-86	...-86/KT	DLM112	4	4	112	-	504	153			
...-106	...-106/KT	DLM168	6	6	168	-	504	103			
...-108	...-108/KT	DLM240	6	6	240	-	704	103			

Internal doors

Internal door set designed to attach directly to the enclosure or to the movable **SDCR** supports.

Enables positioning of the mounting plate by making it depth adjustable.

Finished in textured polyester-epoxy paint, colour RAL 7032.



to couple the enclosures			D	E	G	H	I
Height (A)	Width (B)	product reference					min.
400	300	PIN 43	349	241	208	32	51
500	400	PIN 54	449	341	308	32	51
600	400	PIN 64	549	341	308	32	51
700	500	PIN 75	649	441	408	32	51
800	600	PIN 86	749	541	508	32	51
1000	600	PIN 106	949	541	508	32	51
1000	800	PIN 108	949	741	708	32	51
1200	800	PIN 128	1149	741	708	32	52

* For enclosures with door, dimension H decreases by 44mm.

Dimensions (mm.)





Locks

Standard **CDB/CRN** two bar lock. By fixing the catch the two bar lock is turned into a knob type lock.








■ operated by:

□ catch product reference **DBP**

□ key **LDB 5**  (DIN 43668)




Converting the standard to a standardised variant


characteristics	key operated product reference	product reference
□ 6 mm square key lock.	 LC-7	TC 6/CRN
□ 7 mm square key lock.	 LC-7	TC 7/CRN
□ 8 mm square key lock.	 LC-8	TC 8/CRN
triangular key lock of side Δ 6 mm.	 LT-6,5	TT 6/CRN
triangular key lock of side Δ 7 mm.	 LT-8	TT 7/CRN
triangular key lock of side Δ 8 mm.	 LT-8	TT 8/CRN
full key operated lock with key 405		CL/CRN
stainless steel padlock.		KPLM
padlock transformation		CBCCRN

Triple action locks for CRN enclosures









Standard two-bar lock for normal door and KT transparent door versions of **CRN 128/300** and **CRN 1210/300** models.

■ operated by:









□ key **LDB 5**  (DIN 43668)



Conversion of standard catch to standardised variants in enclosures fitted with a triple action catch

characteristics	key operated product reference	product reference
□ 6 mm square key lock.	 LC-7	TC 6/ML
□ 7 mm square key lock.	 LC-7	TC 7/ML
□ 8 mm square key lock.	 LC-8	TC 8/ML
triangular key lock of side Δ 6 mm.	 LT-6,5	TT 6/CRN
triangular key lock of side Δ 7 mm.	 LT-8	TT 7/ML
triangular key lock of side Δ 8 mm.	 LT-8	TT 8/ML
handle lock		TS/ML
handle lock with key		TL/ML

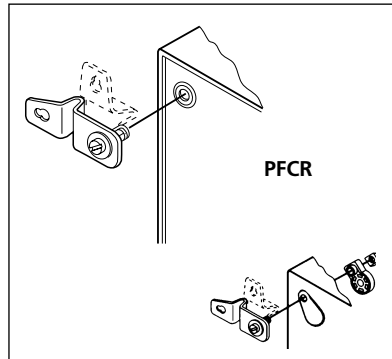
Conversion of standard catch to retractable triple action model with various types of lock

characteristics	key operated product reference	product reference
two bar lock	 LDB 5	TEDB/ML
□ 6 mm square key lock.	 LC-7	TEC 6/ML
□ 7 mm square key lock.	 LC-7	TEC 7/ML
□ 8 mm square key lock.	 LC-8	TEC 8/ML
triangular key lock, side Δ 7 mm.	 LT-8	TET 7/ML
triangular key lock, side Δ 8 mm.	 LT-8	TET 8/ML
locking catch with 405 type key		TEL/ML
locking catch with strengthened key		TER/ML

Wall fixing kit

Manufactured in passivated galvanised steel.
Fitted from the outside. Can be mounted vertically or horizontally.
Not included in the standard order.

product reference	description
PFCR	standard fixing kit



Insulated cable inlets for CRN enclosures

Manufactured in glass fibre reinforced polyester (30% fibre). Colour to RAL 7032.
 ■ semi-die cut to diameter Pg to allow cable glands, pipes etc. to pass.
 ■ fitted with polyurethane seals.
 ■ excellent heat resistance.

product reference	to couple the cable inlet*
TSA-CRN/A	A
TSA-CRN/B	B
TSA-CRN/C	C, E**
TSA-CRN/D	D



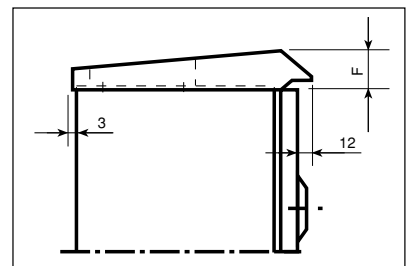
* See cable inlet on page 41..

** For E type cable inlets, two **TSA-CRN/C** should be used.

Canopies

Metal canopies, protected internally and externally with textured light grey polyester epoxy resin, to RAL 7032.

product reference	to couple the enclosures CRN-CRS		F
	width (B)	depth (C)	
TJ-2015	200	150	36
TJ-2515	250	150	36
TJ-2520	250	200	36
TJ-3015	300	150	36
TJ-3020	300	200	36
TJ-4015	400	150	36
TJ-4020	400	200	36
TJ-4025	400	250	42
TJ-5015	500	150	36
TJ-5020	500	200	36
TJ-5025	500	250	42
TJ-6020	600	200	36
TJ-6025	600	250	42
TJ-6030	600	300	42
TJ-6040	600	400	42
TJ-8020	800	200	36
TJ-8025	800	250	42
TJ-8030	800	300	42
TJ-8040	800	400	42
TJ-10030	1000	300	42
TJ-10040	1000	400	42



Spray paint

features	product reference
colour RAL-7032 contents 150 gr.	BPA-7032



X-ON Electronics

Authorized Distributor

Click to view similar products for [Himel](#) manufacturer.

Other Similar products are found below :

[DPN3022](#) [DPN2015](#) [DPN128](#) [DPN1010](#)