

- Wide range of types and sizes
- Rugged and durable
- Suitable for use under extreme conditions of pressure and temperature
- Ideal for most general industrial applications



Technical Data

Medium:

Compressed air*.

*Consult our Technical Service for use with other fluids.

Operating Pressure:

The maximum working pressure is limited by the type of tubing being used. Refer to Section 9.12 for details.

Operating Temperature:

The maximum working temperature is limited by the type of tubing being used. Refer to Section 9.12 for details.

Tube Sizes:

4, 5, 6, 8, 10, 12, 15, 16, 18, 22, 28 mm O/D.

Tubing:

Nylon 11 or 12 and other plasticised or unplasticised tubing which conforms to the tolerances specified in BS 5409: Part 1 1976.

Copper, annealed and half-hard to BS 2871: Part 2.

Double wall brazed steel.

Materials

Brass to BS 2874: 1986 (CZ121) for tubing nut, sleeve and body manufactured from bar. Brass to BS 2872: 1969 (CZ122) for body manufactured from stamping. Banjo bolts have a bright nickel plated finish.
























Ordering Information

To order, quote appropriate product number from the tables on the following pages.























Straight Connectors and Adaptors

| | | | | | | |
|--|--|--|---|---|--|--|
| STEM TAILPIECE ADAPTOR Tube stem to hose 36 0524  Page 9.6.001.06 | FEMALE TAILPIECE ADAPTOR Tube to hose 36 0522  Page 9.6.001.06 | STRAIGHT STEM ADAPTOR Tube stem to male parallel BSP thread 36 0521  Page 9.6.001.06 | STRAIGHT STEM ADAPTOR Tube stem to male taper BSP thread 36 0531  Page 9.6.001.07 | NIPPLED STEM CONNECTOR Male tube to tube stem 36 0625  Page 9.6.001.07 | REDUCING CONNECTOR Female tube to male tube 36 0517  Page 9.6.001.07 | BULKHEAD CONNECTOR Female tube 36 0508  Page 9.6.001.07 |
| NIPPLED CONNECTOR Male tube 36 0632  Page 9.6.001.08 | MALE CONNECTOR Male to male 36 0737  Page 9.6.001.08 | UNEQUAL CONNECTOR Female tube to male tube 36 0562  Page 9.6.001.08 | STRAIGHT CONNECTOR Female tube 36 0503  Page 9.6.001.08 | BRACKETED STRAIGHT CONNECTOR Female tube 36 0552  Page 9.6.001.08 | METRIC TO INCH ADAPTOR Male tube to female tube 36 0562  Page 9.6.001.09 | NIPPLED ADAPTOR Male tube to metric and UNF female thread 36 0553  Page 9.6.001.09 |
| NIPPLED ADAPTOR Male tube to male taper BSP thread 36 0556  Page 9.6.001.09 | NIPPLED ADAPTOR Male tube to female parallel BSP thread 36 0557  Page 9.6.001.09 | STRAIGHT MALE ADAPTOR Female tube to male taper BSP thread 36 0530  Page 9.6.001.10 | STRAIGHT MALE ADAPTOR (NPTF) Female tube to male NPTF thread 36 0532  Page 9.6.001.10 | STRAIGHT MALE ADAPTOR Female tube to male thread 36 0554  Page 9.6.001.10 | MALE ADAPTOR 36 0738  Page 9.6.001.10 | STRAIGHT MALE ADAPTOR Female tube to male parallel BSP thread 36 0504  Page 9.6.001.10 |
| STRAIGHT ADAPTOR Female tube to female parallel BSP thread 36 0505  Page 9.6.001.11 | HOBBS STRAIGHT CONNECTOR Male parallel BSP thread 36 0543  Page 9.6.001.17 | | | | | |

Elbow Connectors and Adaptors


| | | | | | | |
|--|--|--|--|---|--|---|
| UNIVERSAL STEM ELBOW Tube stem 36 0292  Page 9.6.001.11 | STEM ELBOW CONNECTOR Female tube to tube stem 36 0551  Page 9.6.001.11 | ELBOW CONNECTOR Female tube 36 0511  Page 9.6.001.12 | BRACKETED ELBOW CONNECTOR Female tube 36 0548  Page 9.6.001.12 | FEMALE ELBOW ADAPTOR Female tube to female parallel BSP thread 36 0555  Page 9.6.001.12 | MALE ELBOW ADAPTOR Female tube to male taper BSP thread 36 0005  Page 9.6.001.13 | MALE ELBOW ADAPTOR Female tube to male NPTF thread 36 0331  Page 9.6.001.13 |
| HOBBS ELBOW ADAPTOR Female tube to male parallel BSP thread 36 0541  Page 9.6.001.17 | | | | | | |

Tee, 'Y' and Four Way Connectors and Adaptors



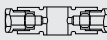

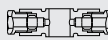


| | | | | | | |
|--|--|--|--|--|--|---|
| STEM TEE CONNECTOR Female tube to tube stem 36 0550  Page 9.6.001.14 | 90° STEM TEE CONNECTOR Female tube to tube stem 36 0631  Page 9.6.001.14 | SIDE STEM TEE CONNECTOR Female tube to tube stem 36 0511  Page 9.6.001.14 | TEE CONNECTOR Female tube 36 0514  Page 9.6.001.14 | BRACKETED TEE CONNECTOR Female tube 36 0549  Page 9.6.001.15 | MALE TEE ADAPTOR Female tube to male taper BSP thread 36 0627  Page 9.6.001.15 | MALE SIDE TEE ADAPTOR Female tube to male taper BSP thread 36 0628  Page 9.6.001.15 |
| 'Y' CONNECTOR Female tube 36 0558  Page 9.6.001.15 | FOUR WAY CONNECTOR Female tube 36 0516  Page 9.6.001.16 | HOBBS TEE ADAPTOR Female tube to male parallel BSP thread 36 0542  Page 9.6.001.18 | | | | |















Manifolds

| | | | | | |
|---|---|--|--|--|--|
| <p>SINGLE SIDED MANIFOLD</p> <p>36 0304</p>  <p>Page 9.6.001.16</p> | <p>DOUBLE SIDED MANIFOLD</p> <p>36 0406</p>  <p>Page 9.6.001.16</p> | | | | |
|---|---|--|--|--|--|

Banjos

| | | | | | | |
|---|---|---|---|--|--|--|
| <p>ELBOW BANJO ASSEMBLY Non regulating BSPP bolt Female tube to male parallel BSP thread</p> <p>36 0395</p>  <p>Page 9.6.001.20</p> | <p>ELBOW BANJO ASSEMBLY Regulating BSPP bolt Female tube to male parallel BSP thread</p> <p>36 0395</p>  <p>Page 9.6.001.20</p> | <p>TEE BANJO ASSEMBLY Non regulating BSPP bolt Female tube to male parallel BSP thread</p> <p>36 0395</p>  <p>Page 9.6.001.20</p> | <p>ELBOW BANJO BODY Tube</p> <p>36 0384</p>  <p>Page 9.6.001.21</p> | <p>TEE BANJO BODY Tube</p> <p>36 0394</p>  <p>Page 9.6.001.21</p> | <p>BANJO BOLTS Regulating</p> <p>36 0461</p>  <p>Page 9.6.001.21</p> | <p>BANJO BOLTS Non-regulating</p> <p>36 0451</p>  <p>Page 9.6.001.21</p> |
|---|---|---|---|--|--|--|

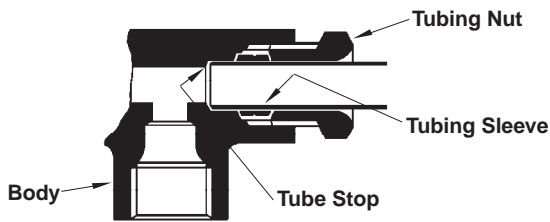
Accessories

| | | | | | | |
|---|---|--|--|--|--|--|
| <p>FORM CUTTER</p> <p>39 0500</p>  <p>Page 9.6.001.06</p> | <p>TAP</p> <p>39 0501</p>  <p>Page 9.6.001.06</p> | <p>TUBING PLUG Male tube thread</p> <p>36 0509</p>  <p>Page 9.6.001.06</p> | <p>BULKHEAD LOCKNUT</p> <p>36 0520</p>  <p>Page 9.6.001.08</p> | <p>HOBBS CONED LOCKNUT Female parallel BSP thread</p> <p>36 0540</p>  <p>Page 9.6.001.17</p> | <p>HOBBS SEAL Female tube</p> <p>34 0156</p>  <p>Page 9.6.001.17</p> | <p>SEALING WASHERS For use with banjo fitting</p> <p>48 0314</p>  <p>Page 9.6.001.17</p> |
| <p>UNIVERSAL TUBING SLEEVE</p> <p>36 0501</p>  <p>Page 9.6.001.18</p> | <p>TUBING SLEEVE</p> <p>36 0502</p>  <p>Page 9.6.001.18</p> | <p>TUBING NUT</p> <p>36 0500</p>  <p>Page 9.6.001.18</p> | <p>FOLDED COPPER WASHER</p> <p>48 0213</p>  <p>Page 9.6.001.18</p> | <p>'O' RING SEAL</p> <p>48 0261</p>  <p>Page 9.6.001.18</p> | | |

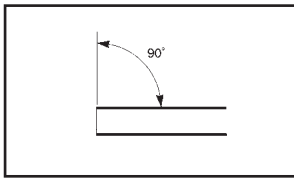


Compression Fittings Metric

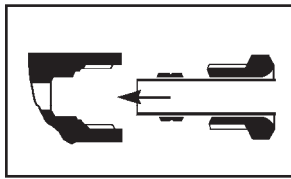
Assembly Details



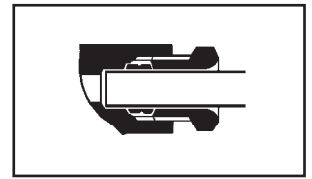
Method of Assembly



1. Ensure that the tube is cut square and is free from fraze.



2. Place the tubing nut and sleeve on the tube and push the tube into the fitting until it bottoms on the tube stop.

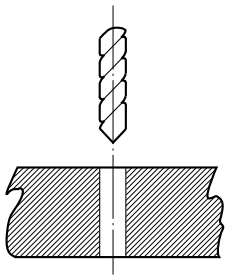


3. Holding the tube firmly in contact with the tube stop screw the tubing nut down finger tight and then tighten a further 1-13/4 full turns. Slacken off the assembly and then pinch down again.

The method of preparation and assembly described will ensure leak-proof joints over a wide pressure range, depending upon the size and type of tubing being used. Failure to follow this guide, or over-tightening at any joint, will only lead to damage of the fittings or an unsatisfactory seal.

Instructions For Machining

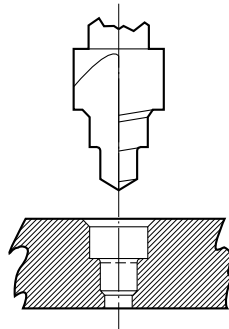
Where for some reason, such as saving overall space, it is desired to dispense with the male adaptor and fit a tube, complete with its associated nut and sleeve, direct into a casting, this may be done as illustrated below, by machining the correct form and thread with the appropriate size of form cutter and tap.



1. DRILL

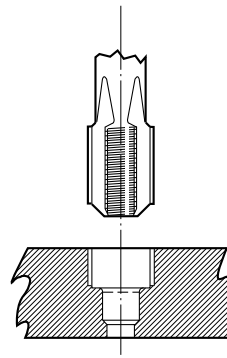
It is difficult to recommend specific drill sizes to suit our range of form cutters and taps without having detailed knowledge of the material to be machined and details of the particular installation.

As a general rule, however, when preparing for an Enots compression assembly, a drill size of 1 mm less in diameter than the tubing size should be used, up to and including 8 mm tube. For larger tubing, a drill of approximately 2 mm less in diameter is recommended.



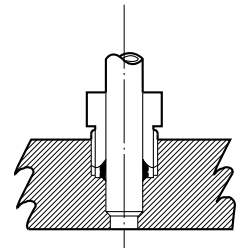
2. FORM

The correct form cutter should be selected from the table overleaf for the outside diameter tubing being used.



3. TAP

The correct size thread tap should be selected from the table overleaf for the outside diameter tubing being used. Owing to the fine pitch of the threads used, only a plug tap is required.



4. ASSEMBLY

The tube, or stem fittings, with appropriate tubing nut and sleeve, can now be assembled into the port.

We can advise on individual problems but we cannot be held responsible for failures due to non-observance of the dimensions and tolerances which we lay down for these compression unions.



Torque Figures

Metric

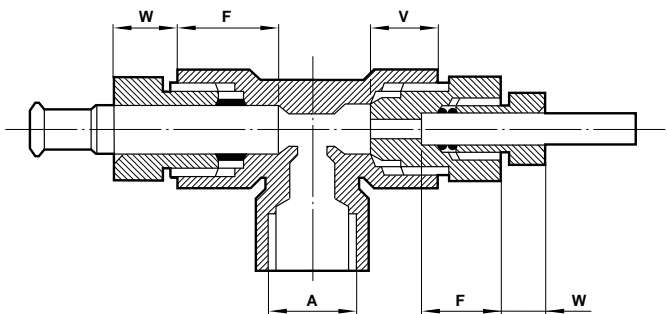
Recommended torque using 36 0501 00 series sleeves

| O.D. tube | Half hard copper | Annealed copper | Nylon 11 & 12 | Double Wall Brazed Steel |
|-----------|------------------|-----------------|---------------|--------------------------|
| 4 | 4,5 Nm | 3,4 Nm | 2,8 Nm | 5,7 Nm |
| 5 | 6,8 Nm | 5,7 Nm | 5,7 Nm | - |
| 6 | 9,0 Nm | 7,9 Nm | 5,7 Nm | 10,2 Nm |
| 8 | 11,3 Nm | 7,9 Nm | 7,9 Nm | 12,4 Nm |
| 10 | 21,5 Nm | 18,1 Nm | 13,6 Nm | 21,5 Nm |
| 12 | 24,9 Nm | 22,6 Nm | 15,8 Nm | 27,1 Nm |
| 15 | 34,0 Nm | 28,0 Nm | 25,0 Nm | - |
| 16 | 46,0 Nm | 31,0 Nm | 26,0 Nm | - |
| 18 | 52,0 Nm | 35,0 Nm | 45,0 Nm | - |
| 22 | 79,0 Nm | 68,0 Nm | 46,0 Nm | - |
| 28 | 76,0 Nm | 68,0 Nm | 96,0 Nm | - |

Conversion: Nm x 0,74 = lbf ft

Typical Dimensions

Hose stem to tube with reducing connector



| O.D. tube | A thread details | F | V | W |
|-----------|------------------|------|------|------|
| 4 | M8 x 1,0 | 10,5 | 8,3 | 6,0 |
| 5 | M10 x 1,0 | 12,0 | 9,5 | 6,5 |
| 6 | M11 x 1,0 | 12,0 | 9,4 | 7,0 |
| 8 | M13 x 1,0 | 15,0 | 11,7 | 8,0 |
| 10 | M15 x 1,0 | 16,5 | 12,7 | 8,0 |
| 12 | M18 x 1,5 | 17,0 | 13,4 | 9,0 |
| 15 | M22 x 1,5 | 18,5 | 16,0 | 10,0 |
| 16 | M24 x 1,5 | 19,0 | 16,2 | 10,5 |
| 18 | M26 x 1,5 | 20,0 | 17,0 | 10,5 |
| 22 | M30 x 1,5 | 24,5 | 20,5 | 11,0 |
| 28 | M38 x 1,5 | 30,0 | 25,8 | 12,5 |

A = outside diameter tube size and thread details.*

F = tube or stem length inside fitting.

V = nipped connector length inside fitting.

W = projection of tubing nut from compression joint.

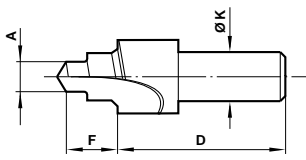
All these dimensions are common to a particular tubing outside diameter size. Refer to later pages in this section for details of individual coupling dimensions. Dimensions V & W will vary with the torque applied so these dimensions are guidance only.

*Note: The 'O/D tube' sizes in the following tables refer to the Enots compression threads listed above.



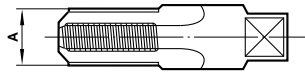
Compression Fittings Metric

Form Cutter



| Product number | A O/D tube | D | F | K |
|----------------|------------------|----|------|------|
| 39 0500 02 | 4 | 48 | 10,5 | 12,7 |
| 39 0500 03 | 5 | 48 | 12,0 | 12,7 |
| 39 0500 04 | 6 | 48 | 12,0 | 12,7 |
| 39 0500 05 | 8 | 48 | 15,0 | 12,7 |
| 39 0500 06 | 10 | 48 | 16,5 | 12,7 |
| 39 0500 07 | 12 | 48 | 17,0 | 12,7 |
| 39 0500 08 | 16 | 48 | 19,0 | 20,0 |
| 39 0500 10 | 22 | 48 | 24,5 | 20,0 |
| 39 0500 12 | 28 | 48 | 30,0 | 20,0 |

Tap

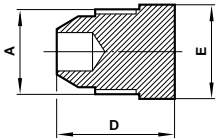


Plug taps only available

| Product number | For O/D tube | A thread |
|----------------|--------------------|-------------|
| 39 0501 02 | 4 | M8 x 1,0 |
| 39 0501 03 | 5 | M10 x 1,0 |
| 39 0501 04 | 6 | M11 x 1,0 |
| 39 0501 05 | 8 | M13 x 1,0 |
| 39 0501 06 | 10 | M15 x 1,0 |
| 39 0501 07 | 12 | M18 x 1,5 |
| 39 0501 08 | 16 | M24 x 1,5 |
| 39 0501 10 | 22 | M30 x 1,5 |
| 39 0501 12 | 28 | M38 x 1,5 |

Tubing Plug

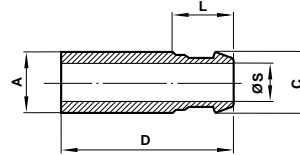
Male O/D tube thread



| Product number | A O/D tube | D | E A/F |
|----------------|------------------|------|----------|
| 36 0509 02 | 4 | 15,3 | 8 |
| 36 0509 03 | 5 | 17,0 | 10 |
| 36 0509 04 | 6 | 17,0 | 13 |
| 36 0509 05 | 8 | 19,5 | 13 |
| 36 0509 06 | 10 | 21,0 | 17 |
| 36 0509 07 | 12 | 23,5 | 19 |
| 36 0509 15 | 15 | 26,5 | 22 |
| 36 0509 08 | 16 | 27,0 | 24 |
| 36 0509 18 | 18 | 29,0 | 27 |
| 36 0509 10 | 22 | 33,5 | 30 |
| 36 0509 12 | 28 | 41,5 | 41 |

Stem Tailpiece Adaptor

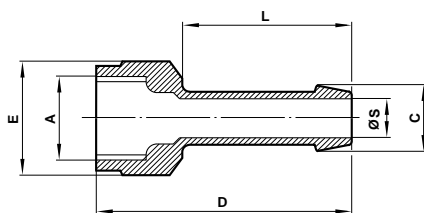
O/D tube stem to hose



| Product number | A O/D stem | C hose bore | D | L | S |
|----------------|------------------|-------------------|------|------|------|
| 36 0524 15 | 4 | 5,0 | 36,5 | 17,5 | 1,9 |
| 36 0524 16 | 5 | 5,0 | 38,5 | 17,0 | 2,8 |
| 36 0524 24 | 6 | 6,3 | 40,5 | 17,5 | 4,3 |
| 36 0524 25 | 8 | 6,3 | 43,5 | 17,5 | 4,3 |
| 36 0524 42 | 10 | 10,0 | 47,0 | 19,0 | 7,3 |
| 36 0524 43 | 12 | 10,0 | 49,0 | 19,0 | 7,3 |
| 36 0524 53 | 16 | 12,5 | 54,8 | 20,0 | 9,7 |
| 36 0524 67 | 22 | 19,0 | 64,7 | 22,7 | 15,8 |
| 36 0524 83 | 28 | 25,0 | 76,0 | 24,0 | 21,5 |

Female Tailpiece Adaptor

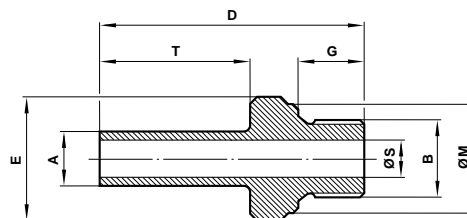
Tube to hose



| Product number | A O/D tube | C hose bore | D | E A/F | L | S |
|----------------|------------------|-------------------|----|----------|----|------|
| 36 0522 25 | 8 | 6,3 | 37 | 17 | 20 | 5,5 |
| 36 0522 43 | 12 | 10,0 | 41 | 22 | 22 | 8,5 |
| 36 0522 53 | 16 | 12,5 | 45 | 27 | 23 | 10,5 |

Straight Stem Adaptor

O/D tube stem to male parallel BSP thread



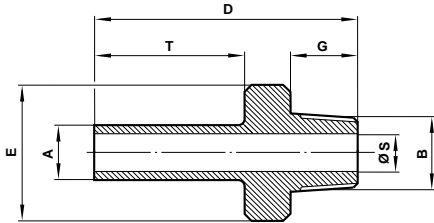
| Product number | A O/D stem | B BSPP | D | E A/F | G | M | S | T |
|----------------|------------------|-----------|----|----------|------|----|----|----|
| 36 0521 03 | 5 | 1/8" | 36 | 13 | 7,4 | 13 | 3 | 21 |
| 36 0521 05 | 8 | 1/8" | 40 | 13 | 7,4 | 13 | 5 | 26 |
| 36 0521 10 | 6 | 1/4" | 42 | 19 | 11,0 | 18 | 4 | 23 |
| 36 0521 11 | 8 | 1/4" | 45 | 19 | 11,0 | 18 | 5 | 26 |
| 36 0521 20 | 10 | 3/8" | 49 | 24 | 11,4 | 22 | 7 | 28 |
| 36 0521 21 | 12 | 3/8" | 51 | 24 | 11,4 | 22 | 9 | 30 |
| 36 0521 31 | 16 | 1/2" | 61 | 27 | 15,0 | 26 | 12 | 35 |
| 36 0521 47 | 22 | 3/4" | 71 | 36 | 16,3 | 32 | 18 | 42 |
| 36 0521 62 | 28 | 1" | 85 | 41 | 19,1 | 39 | 23 | 51 |

Sealing washers should be ordered separately, see pages 9.6.001.42 – 43.



Straight Stem Adaptor

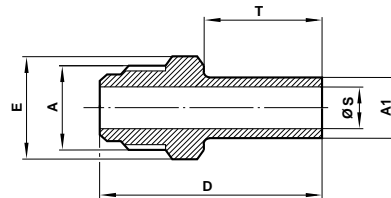
O/D tube stem to male taper BSP thread



| Product number | A O/D stem | B thread BSPP | D | E A/F | G | S | T |
|----------------|------------|---------------|----|-------|------|---|----|
| 36 0531 03 | 5 | 1/8" | 35 | 13 | 9,5 | 3 | 21 |
| 36 0531 04 | 6 | 1/8" | 37 | 13 | 9,5 | 4 | 23 |
| 36 0531 05 | 8 | 1/8" | 40 | 13 | 9,5 | 5 | 26 |
| 36 0531 10 | 6 | 1/4" | 42 | 14 | 11,1 | 4 | 23 |
| 36 0531 11 | 8 | 1/4" | 45 | 14 | 11,0 | 5 | 26 |
| 36 0531 12 | 10 | 1/4" | 47 | 14 | 11,1 | 7 | 28 |
| 36 0531 20 | 10 | 3/8" | 49 | 19 | 12,7 | 7 | 28 |
| 36 0531 21 | 12 | 3/8" | 51 | 19 | 12,7 | 9 | 30 |

Nippled Stem Connector

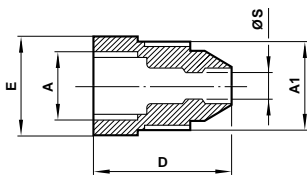
Male O/D tube to O/D tube stem



| Product number | A1 O/D stem | A O/D tube | D | E A/F | S | T |
|----------------|-------------|------------|------|-------|-----|------|
| 36 0625 03 | 5 | 5 | 38,0 | 10,0 | 3,0 | 21,0 |
| 36 0625 04 | 6 | 6 | 40,0 | 13,0 | 4,0 | 23,0 |
| 36 0625 05 | 8 | 8 | 45,5 | 13,0 | 5,0 | 26,0 |
| 36 0625 06 | 10 | 10 | 49,0 | 17,0 | 7,0 | 28,0 |
| 36 0625 07 | 12 | 12 | 53,5 | 19,0 | 9,0 | 30,0 |

Reducing Connector

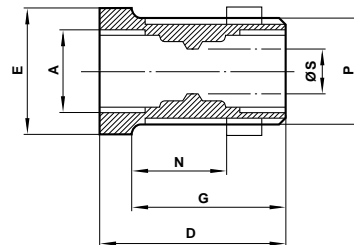
Female O/D tube to male O/D tube



| Product number | A1 O/D tube | A O/D tube | D | E A/F | S |
|----------------|-------------|------------|------|-------|------|
| 36 0517 26 | 5 | 4 | 20,0 | 10 | 2,8 |
| 36 0517 27 | 6 | 4 | 16,0 | 13 | 2,8 |
| 36 0517 28 | 8 | 4 | 19,5 | 13 | 2,8 |
| 36 0517 37 | 6 | 5 | 22,0 | 13 | 3,4 |
| 36 0517 38 | 8 | 5 | 19,5 | 13 | 3,4 |
| 36 0517 39 | 10 | 5 | 21,0 | 17 | 3,4 |
| 36 0517 40 | 12 | 5 | 23,5 | 19 | 3,4 |
| 36 0517 41 | 16 | 5 | 27,0 | 24 | 3,4 |
| 36 0517 47 | 8 | 6 | 25,0 | 13 | 4,0 |
| 36 0517 48 | 10 | 6 | 21,0 | 17 | 4,0 |
| 36 0517 49 | 12 | 6 | 23,5 | 19 | 4,0 |
| 37 0517 57 | 15 | 6 | 26,5 | 22 | 6,0 |
| 36 0517 50 | 16 | 6 | 27,0 | 24 | 4,0 |
| 36 0517 56 | 10 | 8 | 27,5 | 17 | 6,0 |
| 36 0517 57 | 12 | 8 | 23,5 | 19 | 6,0 |
| 36 0517 58 | 16 | 8 | 27,0 | 24 | 6,0 |
| 36 0517 64 | 12 | 10 | 31,0 | 19 | 7,6 |
| 37 0517 61 | 15 | 10 | 27,0 | 22 | 6,0 |
| 36 0517 65 | 16 | 10 | 27,0 | 24 | 7,6 |
| 36 0517 71 | 16 | 12 | 27,0 | 24 | 9,6 |
| 36 0517 73 | 22 | 12 | 33,5 | 30 | 9,6 |
| 36 0517 75 | 28 | 12 | 41,5 | 41 | 9,6 |
| 36 0517 78 | 22 | 16 | 33,5 | 30 | 13,6 |
| 36 0517 80 | 28 | 16 | 41,5 | 41 | 13,6 |
| 36 0517 87 | 28 | 22 | 41,5 | 41 | 19,0 |

Bulkhead Connector

Female O/D tube

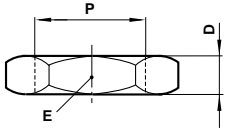


| Product number | A O/D tube | D | E A/F | G | N max. bulkhead | P thread | S | Bulkhead clearance drilling | Locknut number |
|----------------|------------|----|-------|----|-----------------|-----------|------|-----------------------------|----------------|
| 36 0508 02 | 4 | 23 | 17 | 18 | 12 | M12 x 1,0 | 2,8 | 13 | 36052001 |
| 36 0508 03 | 5 | 26 | 19 | 20 | 13 | M15 x 1,0 | 3,4 | 16 | 36052003 |
| 36 0508 04 | 6 | 26 | 19 | 20 | 13 | M15 x 1,0 | 4,0 | 16 | 36052003 |
| 36 0508 05 | 8 | 32 | 22 | 26 | 19 | M18 x 1,5 | 6,0 | 19 | 36052005 |
| 36 0508 06 | 10 | 35 | 24 | 29 | 20 | M20 x 1,5 | 7,6 | 21 | 36052006 |
| 36 0508 07 | 12 | 36 | 30 | 30 | 21 | M24 x 1,5 | 9,6 | 25 | 36052007 |
| 36 0508 08 | 16 | 41 | 36 | 35 | 25 | M30 x 1,5 | 13,6 | 32 | 36052008 |
| 36 0508 10 | 22 | 53 | 46 | 44 | 33 | M38 x 1,5 | 19,0 | 40 | 36052010 |
| 36 0508 12 | 28 | 64 | 55 | 54 | 42 | M48 x 1,5 | 25,0 | 50 | 36052012 |

Minimum Bulkhead thickness 3,0.
Locknuts should be ordered separately, see next page.

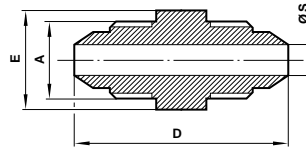


Bulkhead Locknut



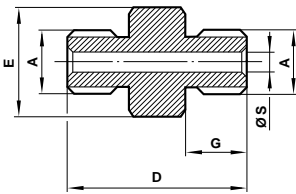
| Product number | P thread | D | E A/F |
|----------------|-----------|----|-------|
| 36 0520 01 | M12 x 1,0 | 5 | 17 |
| 36 0520 03 | M15 x 1,0 | 6 | 22 |
| 36 0520 05 | M18 x 1,5 | 6 | 24 |
| 36 0520 06 | M20 x 1,5 | 7 | 27 |
| 36 0520 07 | M24 x 1,5 | 7 | 30 |
| 36 0520 08 | M30 x 1,5 | 8 | 41 |
| 36 0520 10 | M38 x 1,5 | 9 | 46 |
| 36 0520 12 | M48 x 1,5 | 10 | 55 |

**Nippled Connector
Male O/D tube**



| Product number | A O/D tube | D | E A/F | S |
|----------------|------------|------|-------|-----|
| 36 0632 02 | 4 | 28,0 | 8 | 2,2 |
| 36 0632 03 | 5 | 31,4 | 10 | 3,0 |
| 36 0632 04 | 6 | 31,4 | 13 | 4,0 |
| 36 0632 05 | 8 | 36,0 | 13 | 5,4 |
| 36 0632 06 | 10 | 39,0 | 17 | 7,0 |
| 36 0632 07 | 12 | 43,5 | 19 | 9,0 |

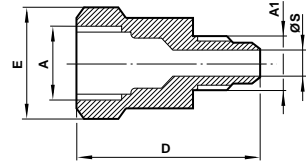
**Male Connector
Male to male**



| Product number | A thread | D | E A/F | G | S |
|----------------|----------|----|-------|---|---|
| 36 0737 01 | M5 x 0,8 | 15 | 7 | 5 | 2 |

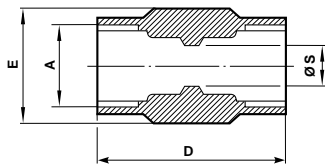
Sealing washers should be ordered separately, quote: 48031400.

**Unequal Connector
Female O/D tube to male O/D tube**



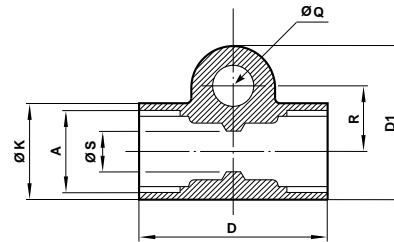
| Product number | A1 O/D tube | A O/D tube | D | E A/F | S |
|----------------|-------------|------------|----|-------|-----|
| 36 0562 26 | 4 | 5 | 26 | 13 | 2,0 |
| 36 0562 27 | 4 | 6 | 26 | 13 | 2,0 |
| 36 0562 28 | 4 | 8 | 29 | 17 | 2,0 |
| 36 0562 37 | 5 | 6 | 26 | 13 | 2,0 |
| 36 0562 38 | 5 | 8 | 30 | 17 | 3,0 |
| 36 0562 47 | 6 | 8 | 30 | 17 | 4,0 |
| 36 0562 48 | 6 | 10 | 33 | 19 | 4,0 |
| 36 0562 56 | 8 | 10 | 35 | 19 | 5,2 |
| 36 0562 57 | 8 | 12 | 35 | 22 | 5,2 |
| 36 0562 64 | 10 | 12 | 36 | 22 | 7,5 |

**Straight Connector
Female O/D tube**



| Product number | A O/D tube | D | E A/F | S |
|----------------|------------|------|-------|------|
| 36 0503 02 | 4 | 22,0 | 10 | 2,8 |
| 36 0503 03 | 5 | 26,0 | 13 | 3,4 |
| 36 0503 04 | 6 | 26,0 | 13 | 4,0 |
| 36 0503 05 | 8 | 32,0 | 17 | 6,0 |
| 36 0503 06 | 10 | 35,0 | 19 | 7,6 |
| 36 0503 07 | 12 | 36,0 | 22 | 9,6 |
| 36 0503 15 | 15 | 40,0 | 27 | 12,6 |
| 36 0503 08 | 16 | 41,0 | 27 | 13,6 |
| 36 0503 18 | 18 | 43,5 | 32 | 15,3 |
| 36 0503 10 | 22 | 53,0 | 36 | 19,0 |
| 36 0503 12 | 28 | 64,0 | 46 | 25,0 |

**Bracketed Straight Connector
Female O/D tube**

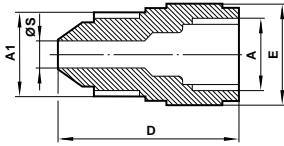


| Product number | A O/D tube | D | D1 | K | Q | R | S |
|----------------|------------|------|------|------|-------------|------|------|
| 36 0552 02 | 4 | 24,0 | 14,9 | 10,3 | 5,2 x 11,9 | 5,5 | 3,0 |
| 36 0552 03 | 5 | 27,0 | 22,2 | 14,3 | 6,75 x 15,9 | 8,7 | 4,0 |
| 36 0552 04 | 6 | 27,0 | 22,2 | 14,3 | 6,75 x 15,9 | 8,7 | 4,5 |
| 36 0552 05 | 8 | 33,3 | 24,6 | 17,5 | 6,75 x 19,0 | 9,5 | 6,5 |
| 36 0552 06 | 10 | 35,0 | 25,4 | 23,8 | 6,75 x 25,4 | 11,1 | 8,0 |
| 36 0552 07 | 12 | 37,0 | 29,4 | 23,8 | 6,75 x 25,4 | 11,1 | 10,0 |



Metric to Inch Adaptor

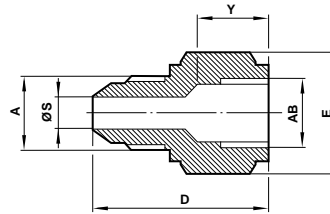
Inch O/D tube male to metric O/D tube female



| Product number | A O/D tube | A1 O/D tube | D | E A/F | S |
|----------------|------------|-------------|------|-------|------|
| 36 0562 02 | 4 | 1/8" | 18,5 | 10 | 1,6 |
| 36 0562 09 | 4 | 5/32" | 17,5 | 10 | 2,4 |
| 36 0562 15 | 4 | 3/16" | 22,0 | 10 | 2,8 |
| 36 0562 16 | 5 | 3/16" | 24,0 | 13 | 2,8 |
| 36 0562 17 | 6 | 3/16" | 27,0 | 13 | 2,8 |
| 36 0562 22 | 4 | 1/4" | 20,0 | 13 | 2,8 |
| 36 0562 24 | 6 | 1/4" | 23,5 | 13 | 3,2 |
| 36 0562 25 | 8 | 1/4" | 25,5 | 17 | 3,2 |
| 36 0562 32 | 8 | 5/16" | 25,0 | 17 | 6,0 |
| 36 0562 42 | 10 | 3/8" | 28,0 | 19 | 6,3 |
| 36 0562 52 | 12 | 1/2" | 32,0 | 22 | 9,6 |
| 36 0562 59 | 16 | 5/8" | 34,5 | 30 | 13,6 |
| 36 0562 65 | 16 | 3/4" | 36,0 | 30 | 13,6 |
| 36 0562 67 | 22 | 3/4" | 48,5 | 36 | 16,0 |
| 36 0562 73 | 22 | 1 1/8" | 45,0 | 36 | 19,0 |
| 36 0562 79 | 28 | 1 9/16" | 54,0 | 46 | 25,0 |

Nippled Adaptor

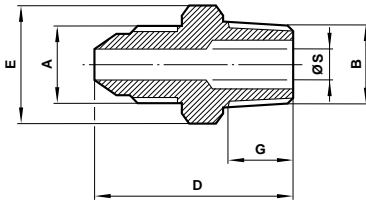
Male tube to metric and UNF female thread



| Product number | A1 O/D tube | AB thread | D | E A/F | S | V |
|----------------|-------------|-------------|------|-------|-----|------|
| 36 0553 30 | 6 | M8 x 1,0 | 21,5 | 13,0 | 4,0 | 8,0 |
| 36 0553 43 | 6 | M10 x 1,0 | 26,0 | 14,0 | 4,0 | 11,0 |
| 36 0553 53 | 6 | M14 x 1,4 | 27,5 | 19,0 | 4,0 | 11,0 |
| 36 0643 53 | 4 | 10 - 32 UNF | 15,0 | 8,0 | 2,2 | 7,0 |

Nippled Adaptor

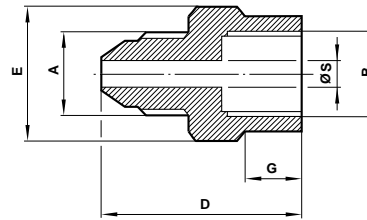
Male O/D tube to male taper BSP thread



| Product number | A O/D tube | B thread BSP | D | E A/F | G | S |
|----------------|------------|--------------|------|-------|------|-----|
| 36 0556 02 | 4 | 1/8" | 26,0 | 13 | 9,5 | 2,2 |
| 36 0556 03 | 5 | 1/8" | 27,5 | 13 | 9,5 | 3,0 |
| 36 0556 04 | 6 | 1/8" | 27,5 | 13 | 9,5 | 4,0 |
| 36 0556 05 | 8 | 1/8" | 30,0 | 14 | 9,5 | 5,0 |
| 36 0556 08 | 4 | 1/4" | 28,5 | 14 | 11,1 | 2,2 |
| 36 0556 09 | 5 | 1/4" | 30,0 | 14 | 11,1 | 3,0 |
| 36 0556 10 | 6 | 1/4" | 30,0 | 14 | 11,1 | 4,0 |
| 36 0556 11 | 8 | 1/4" | 32,0 | 14 | 11,1 | 5,4 |
| 36 0556 12 | 10 | 1/4" | 33,5 | 17 | 11,1 | 6,4 |
| 36 0556 19 | 8 | 3/8" | 37,0 | 19 | 12,7 | 5,4 |
| 36 0556 20 | 10 | 3/8" | 38,0 | 19 | 12,7 | 7,0 |
| 36 0556 21 | 12 | 3/8" | 40,0 | 19 | 12,7 | 9,0 |
| 36 0556 30 | 12 | 1/2" | 44,0 | 22 | 15,9 | 9,0 |

Nippled Adaptor

Male O/D tube to female parallel BSP thread



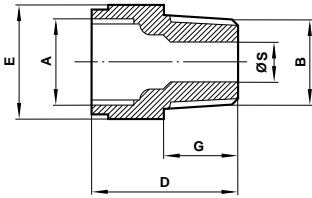
| Product number | A O/D tube | B thread BSP | D | E A/F | G | S |
|----------------|------------|--------------|------|-------|------|-----|
| 36 0557 02 | 4 | 1/8" | 24,0 | 13 | 7,5 | 2,2 |
| 36 0557 03 | 5 | 1/8" | 24,5 | 13 | 7,5 | 3,0 |
| 36 0557 04 | 6 | 1/8" | 24,5 | 13 | 7,5 | 4,0 |
| 36 0557 05 | 6 | 1/4" | 28,0 | 17 | 11,0 | 4,0 |
| 36 0557 08 | 8 | 1/4" | 30,0 | 17 | 11,0 | 5,4 |
| 36 0557 09 | 10 | 1/4" | 31,5 | 17 | 11,0 | 7,0 |
| 36 0557 10 | 8 | 3/8" | 30,5 | 22 | 11,5 | 5,4 |
| 36 0557 11 | 8 | 1/4" | 32,0 | 22 | 11,5 | 7,0 |
| 36 0557 12 | 12 | 3/8" | 34,0 | 22 | 11,5 | 9,0 |
| 36 0557 19 | 12 | 1/2" | 39,5 | 27 | 15,0 | 9,0 |



Compression Fittings Metric

Straight Male Adaptor

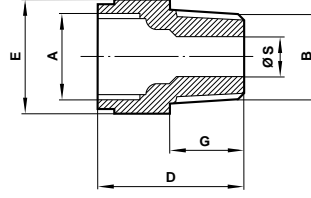
Female O/D tube to male taper BSP thread



| Product number | A O/D tube | B thread BSP | D | E A/F | G | S |
|----------------|------------------|--------------------|------|----------|------|------|
| 36 0530 02 | 4 | 1/8" | 18,5 | 13 | 9,5 | 2,8 |
| 36 0530 03 | 5 | 1/8" | 20,0 | 13 | 9,5 | 3,4 |
| 36 0530 04 | 6 | 1/8" | 20,0 | 14 | 9,5 | 4,0 |
| 36 0530 05 | 8 | 1/8" | 26,5 | 17 | 9,5 | 4,7 |
| 36 0530 06 | 10 | 1/8" | 28,0 | 19 | 9,5 | 4,7 |
| 36 0530 08 | 4 | 1/4" | 18,0 | 14 | 11,1 | 2,8 |
| 36 0530 09 | 5 | 1/4" | 21,6 | 14 | 11,1 | 3,4 |
| 36 0530 10 | 6 | 1/4" | 21,6 | 14 | 11,1 | 4,0 |
| 36 0530 11 | 8 | 1/4" | 23,0 | 17 | 11,1 | 6,0 |
| 36 0530 12 | 10 | 1/4" | 30,0 | 19 | 11,1 | 7,0 |
| 36 0530 13 | 12 | 1/4" | 31,1 | 22 | 11,1 | 6,4 |
| 36 0530 18 | 6 | 3/8" | 21,0 | 19 | 12,7 | 4,0 |
| 36 0530 19 | 8 | 3/8" | 21,0 | 19 | 12,7 | 6,0 |
| 36 0530 20 | 10 | 3/8" | 26,0 | 19 | 12,7 | 8,0 |
| 36 0530 21 | 12 | 3/8" | 29,0 | 22 | 12,7 | 9,6 |
| 36 0530 22 | 16 | 3/8" | 35,0 | 30 | 12,7 | 10,0 |
| 36 0530 28 | 8 | 1/2" | 25,0 | 22 | 15,9 | 6,0 |
| 36 0530 29 | 10 | 1/2" | 27,0 | 22 | 15,9 | 8,0 |
| 36 0530 30 | 12 | 1/2" | 30,0 | 22 | 15,9 | 10,0 |
| 37 0530 57 | 15 | 1/2" | 31,0 | 27 | 15,9 | 12,6 |
| 36 0530 31 | 16 | 1/2" | 38,5 | 30 | 15,9 | 13,6 |
| 36 0530 44 | 12 | 3/4" | 33,0 | 30 | 19,5 | 10,0 |
| 36 0530 45 | 16 | 3/4" | 35,0 | 30 | 19,1 | 13,6 |
| 37 0530 62 | 18 | 3/4" | 35,0 | 32 | 19,0 | 15,3 |

Straight Male Adaptor (NPTF)

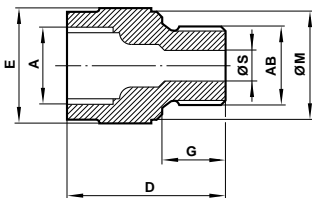
Female O/D tube to male NPTF thread



| Product number | A O/D tube | B thread NPTF | D | E A/F | G | S |
|----------------|------------------|---------------------|------|----------|------|------|
| 36 0532 03 | 5 | 1/8" | 19,0 | 13 | 9,5 | 3,4 |
| 36 0532 04 | 6 | 1/8" | 20,0 | 14 | 9,5 | 4,0 |
| 36 0532 05 | 8 | 1/8" | 26,5 | 17 | 9,5 | 4,7 |
| 36 0532 09 | 5 | 1/4" | 22,0 | 14 | 14,3 | 3,4 |
| 36 0532 10 | 6 | 1/4" | 22,5 | 14 | 14,3 | 4,0 |
| 36 0532 11 | 8 | 1/4" | 26,0 | 17 | 14,3 | 6,0 |
| 36 0532 12 | 10 | 1/4" | 33,0 | 19 | 14,3 | 7,6 |
| 36 0532 13 | 12 | 1/4" | 34,0 | 22 | 14,3 | 8,0 |
| 36 0532 19 | 8 | 3/8" | 23,0 | 19 | 14,3 | 6,0 |
| 36 0532 20 | 10 | 3/8" | 27,0 | 19 | 14,3 | 7,6 |
| 36 0532 21 | 12 | 3/8" | 31,0 | 22 | 14,3 | 9,6 |
| 36 0532 29 | 10 | 1/2" | 26,0 | 24 | 19,0 | 7,6 |
| 36 0532 30 | 12 | 1/2" | 31,0 | 24 | 19,0 | 9,6 |
| 36 0532 31 | 16 | 1/2" | 40,0 | 30 | 19,0 | 12,0 |

Straight Male Adaptor

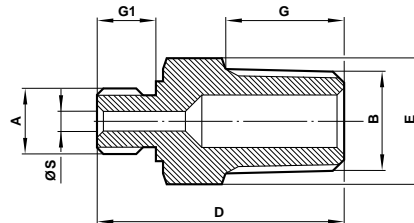
Female O/D tube to metric male thread



| Product number | A1 O/D tube | AB thread | D | E A/F | G | M | S |
|----------------|-------------------|--------------|----|----------|------|------|-----|
| 36 0554 10 | 4 | M8 x 1,0 | 19 | 13 | 8,1 | 12,0 | 2,8 |
| 36 0554 20 | 5 | M8 x 1,0 | 21 | 13 | 8,0 | 12,0 | 3,0 |
| 36 0554 21 | 5 | M10 x 1,0 | 20 | 14 | 8,0 | 13,5 | 3,4 |
| 36 0554 31 | 6 | M10 x 1,0 | 20 | 17 | 8,1 | 14,0 | 4,0 |
| 36 0554 32 | 6 | M12 x 1,0 | 20 | 17 | 8,1 | 16,5 | 4,0 |
| 36 0554 42 | 8 | M12 x 1,0 | 25 | 17 | 8,1 | 16,5 | 5,0 |
| 36 0554 43 | 8 | M12 X 1,5 | 26 | 17 | 10,0 | 16,5 | 5,5 |
| 36 0554 54 | 10 | M14 X 1,5 | 28 | 19 | 10,1 | 18,5 | 6,0 |
| 36 0554 65 | 12 | M16 X 1,5 | 28 | 22 | 10,1 | 21,0 | 7,6 |

Male Adaptor

Male metric to male taper BSP thread



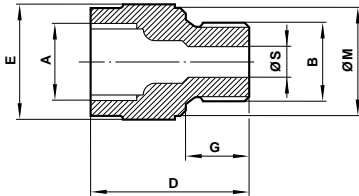
| Product number | A1 thread | AB BSPT thread | D | E | G | G1 | S |
|----------------|--------------|----------------------|----|----|-----|-----|-----|
| 36 0738 02 | M5 x 0,8 | 1/8" | 20 | 10 | 9,5 | 5,0 | 2,0 |

Sealing washers should be ordered separately, quote 48031400.



Straight Male Adaptor

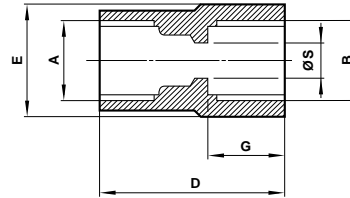
Female O/D tube to male parallel BSP thread



| Product number | A O/D tube | B thread BSP | D | E A/F | G | M | S |
|----------------|------------------|--------------------|----|----------|------|------|------|
| 36 0504 02 | 4 | 1/8" | 15 | 13 | 7,4 | 13 | 2,8 |
| 36 0504 03 | 5 | 1/8" | 18 | 13 | 7,4 | 13 | 3,4 |
| 36 0504 04 | 6 | 1/8" | 21 | 17 | 7,4 | 14 | 4,0 |
| 36 0504 05 | 8 | 1/8" | 25 | 17 | 7,4 | 14 | 5,0 |
| 36 0504 08 | 4 | 1/4" | 18 | 19 | 11,0 | 18 | 2,8 |
| 36 0504 09 | 5 | 1/4" | 20 | 19 | 11,0 | 18 | 3,4 |
| 36 0504 10 | 6 | 1/4" | 21 | 19 | 11,0 | 18 | 4,0 |
| 36 0504 11 | 8 | 1/4" | 25 | 19 | 11,0 | 18 | 6,0 |
| 36 0504 12 | 10 | 1/4" | 30 | 19 | 11,0 | 18 | 7,0 |
| 36 0504 13 | 12 | 1/4" | 30 | 22 | 11,0 | 18 | 7,0 |
| 36 0504 18 | 6 | 3/8" | 22 | 22 | 11,4 | 21,5 | 4,0 |
| 36 0504 19 | 8 | 3/8" | 23 | 24 | 11,4 | 22 | 6,0 |
| 36 0504 20 | 10 | 3/8" | 24 | 24 | 11,4 | 22 | 7,6 |
| 36 0504 21 | 12 | 3/8" | 29 | 24 | 11,4 | 22 | 9,6 |
| 36 0504 22 | 16 | 3/8" | 34 | 27 | 11,4 | 22 | 10,0 |
| 36 0504 28 | 8 | 1/2" | 25 | 27 | 15,0 | 26 | 6,0 |
| 36 0504 29 | 10 | 1/2" | 25 | 27 | 15,0 | 26 | 7,6 |
| 36 0504 30 | 12 | 1/2" | 27 | 27 | 15,0 | 26 | 9,6 |
| 36 0504 31 | 16 | 1/2" | 36 | 27 | 15,0 | 26 | 13,6 |
| 36 0504 33 | 22 | 1/2" | 44 | 36 | 15,0 | 26 | 13,6 |
| 36 0504 45 | 16 | 3/4" | 32 | 36 | 16,3 | 32 | 13,6 |
| 36 0504 47 | 22 | 3/4" | 43 | 36 | 16,3 | 32 | 19,0 |
| 36 0504 49 | 28 | 3/4" | 53 | 46 | 16,3 | 32 | 19,0 |
| 36 0504 60 | 22 | 1" | 42 | 41 | 19,1 | 39 | 19,0 |
| 36 0504 62 | 28 | 1" | 52 | 46 | 19,1 | 39 | 25,0 |

Straight Adaptor

Female O/D tube to female parallel BSP thread

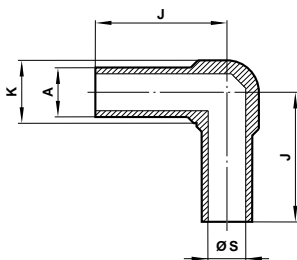


| Product number | A O/D tube | B thread BSP | D | E A/F | G | S |
|----------------|------------------|--------------------|------|----------|------|------|
| 36 0505 02 | 4 | 1/8" | 23 | 13 | 9,5 | 2,8 |
| 36 0505 03 | 5 | 1/8" | 25 | 13 | 9,5 | 3,4 |
| 36 0505 04 | 6 | 1/8" | 25 | 13 | 9,5 | 4,0 |
| 36 0505 05 | 8 | 1/8" | 28 | 17 | 9,5 | 6,0 |
| 36 0505 09 | 5 | 1/4" | 27 | 17 | 11,0 | 3,4 |
| 36 0505 10 | 6 | 1/4" | 27 | 17 | 11,0 | 4,0 |
| 36 0505 11 | 8 | 1/4" | 30 | 17 | 11,0 | 6,0 |
| 36 0505 12 | 10 | 1/4" | 31 | 19 | 11,0 | 7,6 |
| 36 0505 19 | 8 | 3/8" | 32 | 22 | 12,7 | 6,0 |
| 36 0505 20 | 10 | 3/8" | 33 | 22 | 12,7 | 7,6 |
| 36 0505 21 | 12 | 3/8" | 33,5 | 22 | 12,7 | 9,6 |
| 36 0505 30 | 12 | 1/2" | 37 | 27 | 16,0 | 9,6 |
| 36 0505 31 | 16 | 1/2" | 38 | 30 | 16,0 | 13,6 |
| 36 0505 47 | 22 | 3/4" | 48 | 36 | 17,5 | 19,0 |
| 36 0505 62 | 28 | 1" | 55 | 46 | 19,0 | 25,0 |

Sealing washers should be ordered separately, see pages 9.6.001.42–43.

Universal Stem Elbow

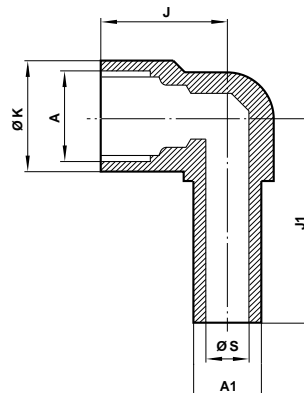
O/D tube stem



| Product number | A O/D stem | J | K | S |
|----------------|------------------|------|------|-----|
| 36 0292 05 | 8 | 31,8 | 11,1 | 5,0 |

Stem Elbow Connector

Female O/D tube to O/D tube stem

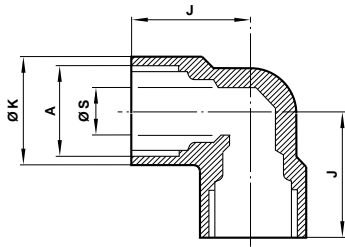


| Product number | A O/D tube | A1 O/D stem | J | J1 | K | S |
|----------------|------------------|-------------------|----|------|------|----|
| 36 0551 03 | 5 | 5 | 17 | 29,5 | 14,3 | 3 |
| 36 0551 04 | 6 | 6 | 19 | 30,6 | 14,3 | 4 |
| 36 0551 05 | 8 | 8 | 23 | 34,9 | 17,5 | 5 |
| 36 0551 06 | 10 | 10 | 23 | 41,3 | 23,0 | 7 |
| 36 0551 07 | 12 | 12 | 24 | 43,5 | 23,0 | 9 |
| 36 0551 08 | 16 | 16 | 30 | 53,0 | 30,0 | 12 |



Elbow Connector

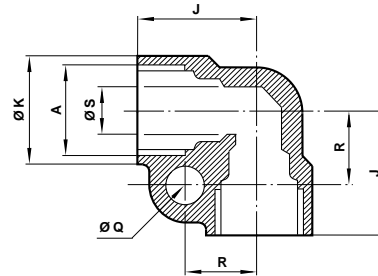
Female O/D tube



| Product number | A O/D tube | D | E A/F | S |
|----------------|------------------|------|----------|------|
| 36 0511 02 | 4 | 13,5 | 11,1 | 2,8 |
| 36 0511 03 | 5 | 15,5 | 12,7 | 3,4 |
| 36 0511 04 | 6 | 16,0 | 14,3 | 4,0 |
| 36 0511 05 | 8 | 20,0 | 16,0 | 6,0 |
| 36 0511 06 | 10 | 23,0 | 20,0 | 7,6 |
| 36 0511 07 | 12 | 25,0 | 24,0 | 9,6 |
| 36 0511 15 | 15 | 29,0 | 27,8 | 12,6 |
| 36 0511 08 | 16 | 29,0 | 27,8 | 13,6 |
| 36 0511 18 | 18 | 32,0 | 30,9 | 15,3 |
| 36 0511 10 | 22 | 39,0 | 36,5 | 19,0 |
| 36 0511 12 | 28 | 45,0 | 47,6 | 25,0 |

Bracketed Elbow Connector

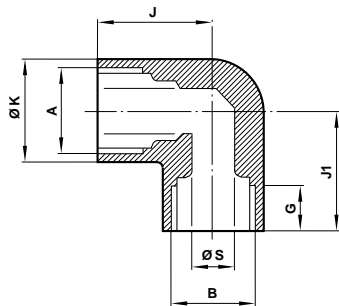
Female O/D tube



| Product number | A O/D stem | J | K | Q | R | S |
|----------------|------------------|------|------|-------------|------|------|
| 36 0548 02 | 4 | 13,5 | 10,3 | 5,2 x 11,9 | 7,1 | 3,0 |
| 36 0548 03 | 5 | 23,8 | 13,5 | 6,75 x 16,7 | 6,7 | 4,0 |
| 36 0548 04 | 6 | 21,0 | 16,7 | 6,75 x 19,0 | 7,8 | 4,5 |
| 36 0548 05 | 8 | 26,2 | 16,7 | 6,75 x 19,0 | 7,8 | 6,5 |
| 36 0548 06 | 10 | 25,4 | 22,2 | 6,75 x 25,4 | 11,2 | 8,0 |
| 36 0548 07 | 12 | 32,0 | 22,2 | 6,75 x 25,4 | 11,2 | 10,0 |

Female Elbow Adaptor

Female O/D tube to female parallel BSP thread

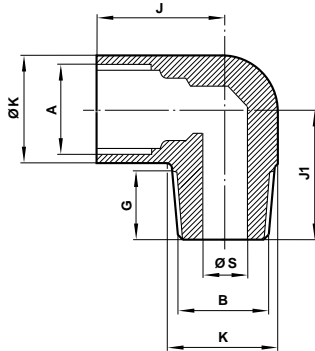


| Product number | A O/D stem | B thread BSPP | G | J A/F | J1 | K | S |
|----------------|------------------|---------------------|------|----------|------|------|------|
| 36 0555 02 | 4 | 1/8" | 7,4 | 14,0 | 12,5 | 12,7 | 2,8 |
| 36 0555 03 | 5 | 1/8" | 7,4 | 15,5 | 12,5 | 12,7 | 3,4 |
| 36 0555 10 | 6 | 1/4" | 11,0 | 16,0 | 17,5 | 17,5 | 4,0 |
| 36 0555 11 | 8 | 1/4" | 11,0 | 20,0 | 18,5 | 17,5 | 6,0 |
| 36 0555 12 | 10 | 1/4" | 11,0 | 22,0 | 18,5 | 20,6 | 7,6 |
| 36 0555 20 | 10 | 3/8" | 11,4 | 21,5 | 22,0 | 20,6 | 7,6 |
| 36 0555 21 | 12 | 3/8" | 11,4 | 24,5 | 22,0 | 23,8 | 9,6 |
| 36 0555 22 | 16 | 3/8" | 11,4 | 28,0 | 22,0 | 28,5 | 13,6 |
| 36 0555 30 | 12 | 1/2" | 15,0 | 24,5 | 26,0 | 24,6 | 9,6 |
| 36 0555 31 | 16 | 1/2" | 15,0 | 28,0 | 29,0 | 28,5 | 13,6 |



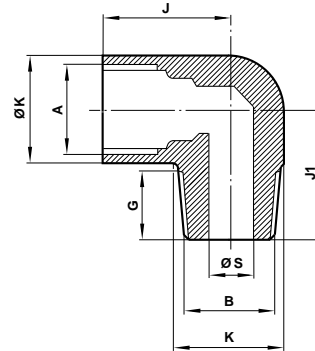
Male Elbow Adaptor

Female O/D tube to male taper BSP thread



Male Elbow Adaptor

Female O/D tube to male NPTF thread



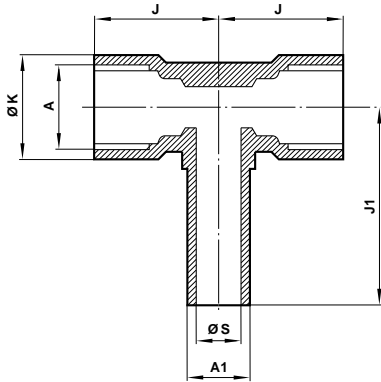
| Product number | A O/D tube | B thread BSP | G | J | J1 | K | S |
|----------------|------------------|--------------------|-------|------|------|------|------|
| 36 0005 02 | 4 | 1/8" | 9,5 | 14,9 | 15,5 | 11,1 | 4,7 |
| 36 0005 03 | 5 | 1/8" | 9,5 | 16,5 | 17,0 | 12,7 | 4,7 |
| 36 0005 04 | 6 | 1/8" | 9,5 | 16,5 | 18,2 | 14,3 | 4,7 |
| 36 0005 05 | 8 | 1/8" | 9,5 | 20,0 | 20,0 | 15,9 | 4,7 |
| 36 0005 08 | 4 | 1/4" | 11,11 | 15,7 | 19,8 | 14,3 | 6,3 |
| 36 0005 09 | 5 | 1/4" | 11,11 | 16,5 | 19,8 | 14,3 | 6,3 |
| 36 0005 10 | 6 | 1/4" | 11,11 | 17,2 | 19,0 | 14,3 | 6,3 |
| 36 0005 11 | 8 | 1/4" | 11,11 | 20,6 | 21,0 | 15,9 | 6,3 |
| 36 0005 12 | 10 | 1/4" | 11,11 | 21,0 | 23,0 | 20,6 | 6,3 |
| 36 0005 13 | 12 | 1/4" | 11,11 | 22,2 | 25,0 | 23,8 | 6,3 |
| 36 0005 18 | 6 | 3/8" | 12,7 | 18,2 | 24,0 | 17,4 | 9,6 |
| 36 0005 19 | 8 | 3/8" | 12,7 | 21,8 | 24,0 | 17,4 | 9,6 |
| 36 0005 20 | 10 | 3/8" | 12,7 | 22,0 | 24,0 | 20,6 | 9,6 |
| 36 0005 21 | 12 | 3/8" | 12,7 | 24,5 | 26,0 | 23,8 | 9,6 |
| 36 0005 22 | 16 | 3/8" | 12,7 | 25,8 | 28,0 | 28,6 | 9,6 |
| 36 0005 28 | 8 | 1/2" | 15,9 | 23,4 | 28,5 | 23,8 | 12,7 |
| 36 0005 29 | 10 | 1/2" | 15,9 | 24,9 | 28,5 | 23,8 | 12,7 |
| 36 0005 30 | 12 | 1/2" | 15,9 | 25,4 | 33,0 | 28,6 | 12,6 |
| 37 0005 57 | 15 | 1/2" | 15,9 | 27,0 | 32,0 | 28,6 | 12,7 |
| 36 0005 31 | 16 | 1/2" | 15,9 | 28,0 | 32,0 | 28,6 | 12,7 |
| 36 0005 45 | 16 | 3/4" | 19,0 | 29,0 | 34,5 | 28,6 | 17,5 |
| 37 0005 62 | 18 | 3/4" | 19,1 | 31,0 | 37,5 | 31,8 | 17,5 |

| Product number | A O/D tube | B NPTF thread | G | J | J1 | K | S |
|----------------|------------------|---------------------|------|------|------|------|------|
| 36 0331 03 | 5 | 1/8" | 9,5 | 16,5 | 17,4 | 12,7 | 4,7 |
| 36 0331 04 | 6 | 1/8" | 9,5 | 16,5 | 18,2 | 14,3 | 4,7 |
| 36 0331 05 | 8 | 1/8" | 9,5 | 20,0 | 20,0 | 15,9 | 4,7 |
| 36 0331 09 | 5 | 1/4" | 14,3 | 17,2 | 24,6 | 15,9 | 6,3 |
| 36 0331 10 | 6 | 1/4" | 14,3 | 17,2 | 24,6 | 25,9 | 6,3 |
| 36 0331 11 | 8 | 1/4" | 14,3 | 20,6 | 24,6 | 15,9 | 6,3 |
| 36 0331 12 | 10 | 1/4" | 14,3 | 22,0 | 27,0 | 20,6 | 6,3 |
| 36 0331 13 | 12 | 1/4" | 14,3 | 23,0 | 28,6 | 24,5 | 6,3 |
| 36 0331 20 | 10 | 3/8" | 14,3 | 23,5 | 27,0 | 20,6 | 9,6 |
| 36 0331 21 | 12 | 3/8" | 14,3 | 24,5 | 28,6 | 24,5 | 9,6 |
| 36 0331 30 | 12 | 1/2" | 19,1 | 26,0 | 35,0 | 28,6 | 12,7 |
| 36 0331 31 | 16 | 1/2" | 19,1 | 27,0 | 35,0 | 28,6 | 12,7 |



Stem Tee Connector

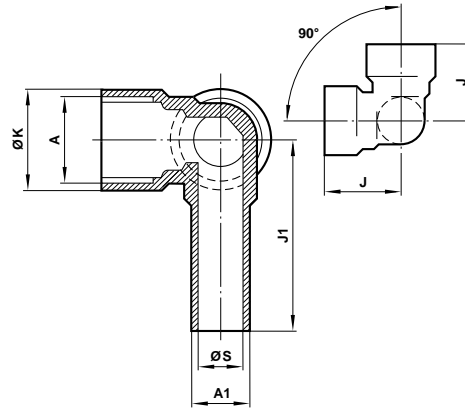
Female O/D tube to O/D tube stem



| Product number | A O/D tube | A1 O/D stem | J | J1 | K | S |
|----------------|------------------|-------------------|------|------|------|----|
| 36 0550 03 | 5 | 5 | 14,5 | 29,5 | 14,3 | 3 |
| 36 0550 04 | 6 | 6 | 16,8 | 30,6 | 14,3 | 4 |
| 36 0550 05 | 8 | 8 | 18,5 | 34,9 | 17,5 | 5 |
| 36 0550 06 | 10 | 10 | 21,0 | 41,3 | 23,3 | 7 |
| 36 0550 07 | 12 | 12 | 22,5 | 43,5 | 23,0 | 9 |
| 36 0550 08 | 16 | 16 | 27,5 | 55,0 | 35,0 | 12 |
| 36 0550 10 | 22 | 22 | 38,0 | 60,0 | 35,0 | 18 |
| 36 0550 12 | 28 | 28 | 45,0 | 75,0 | 45,0 | 23 |

90° Stem Tee Connector

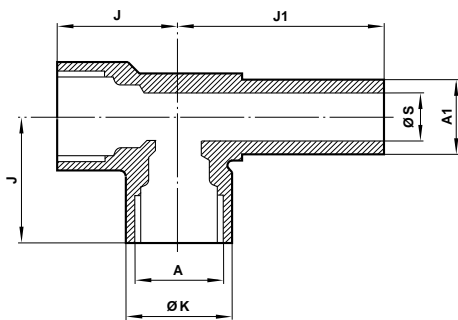
Female O/D tube to O/D tube stem



| Product number | A O/D tube | A1 O/D stem | J | J1 | K | S |
|----------------|------------------|-------------------|----|------|------|---|
| 36 0631 03 | 5 | 5 | 17 | 29,5 | 12,3 | 3 |
| 36 0631 04 | 6 | 6 | 19 | 30,6 | 14,3 | 4 |
| 36 0631 05 | 8 | 8 | 23 | 34,9 | 17,5 | 5 |
| 36 0631 06 | 10 | 10 | 23 | 41,3 | 23,2 | 7 |
| 36 0631 07 | 12 | 12 | 25 | 43,5 | 23,2 | 9 |

Side Stem Tee Connector

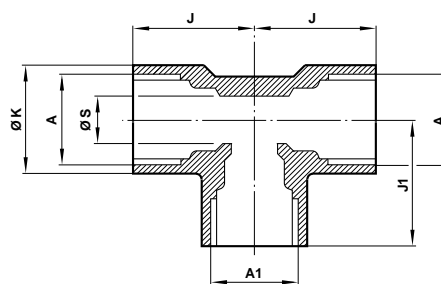
Female O/D tube to O/D tube stem



| Product number | A O/D tube | A1 O/D stem | J | J1 | K | S |
|----------------|------------------|-------------------|----|------|------|---|
| 36 0626 03 | 5 | 5 | 17 | 29,5 | 12,3 | 3 |
| 36 0626 04 | 6 | 6 | 19 | 30,6 | 14,3 | 4 |
| 36 0626 05 | 8 | 8 | 23 | 34,9 | 17,5 | 5 |
| 36 0626 06 | 10 | 10 | 24 | 41,3 | 23,0 | 7 |
| 36 0626 07 | 12 | 12 | 26 | 43,5 | 23,0 | 9 |

Tee Connector

Female O/D tube

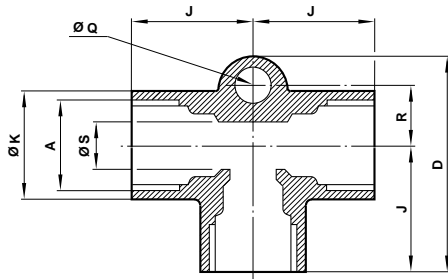


| Product number | A O/D tube | A1 O/D stem | J | J1 | K | S |
|----------------|------------------|-------------------|------|------|------|------|
| 36 0514 02 | 4 | 4 | 12,5 | 12,5 | 10,3 | 2,8 |
| 36 0514 03 | 5 | 5 | 15,5 | 15,5 | 12,7 | 3,4 |
| 36 0514 04 | 6 | 6 | 16,0 | 16,0 | 14,3 | 4,0 |
| 36 0514 05 | 8 | 8 | 20,0 | 20,0 | 16,0 | 6,0 |
| 36 0514 06 | 10 | 10 | 23,0 | 23,0 | 20,0 | 7,6 |
| 36 0514 07 | 12 | 12 | 25,0 | 25,0 | 24,0 | 9,6 |
| 36 0514 15 | 15 | 15 | 28,0 | 28,0 | 28,6 | 12,6 |
| 36 0514 08 | 16 | 16 | 28,0 | 28,0 | 28,6 | 13,6 |
| 36 0514 18 | 18 | 18 | 32,0 | 32,0 | 31,0 | 17,5 |
| 36 0514 10 | 22 | 22 | 39,0 | 39,0 | 36,5 | 19,0 |
| 36 0514 12 | 28 | 28 | 45,0 | 45,0 | 47,6 | 25,0 |



Bracketed Tee Connector

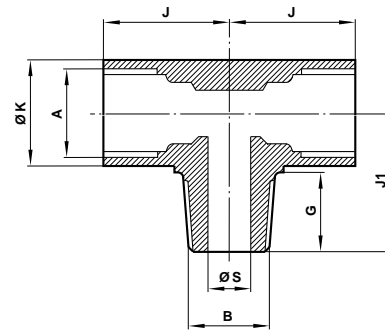
Female O/D tube



| Product number | A1 O/D tube | D | J | K | Q | R | S |
|----------------|-------------|------|------|------|-------------|------|-----|
| 36 0549 02 | 4 | 23,2 | 13,5 | 10,3 | 5,20 x 11,9 | 5,5 | 3,0 |
| 36 0549 03 | 5 | 31,1 | 16,0 | 14,3 | 6,75 x 15,9 | 8,7 | 4,0 |
| 36 0549 04 | 6 | 31,6 | 16,5 | 14,3 | 6,75 x 15,9 | 8,7 | 4,5 |
| 36 0549 05 | 8 | 36,4 | 20,5 | 17,5 | 6,75 x 19,0 | 9,5 | 6,5 |
| 36 0549 06 | 10 | 40,5 | 23,0 | 23,8 | 6,75 x 25,4 | 11,1 | 8,0 |
| 36 0549 07 | 12 | 42,0 | 24,5 | 23,8 | 6,75 x 25,4 | 11,1 | 9,6 |

Male Tee Adaptor

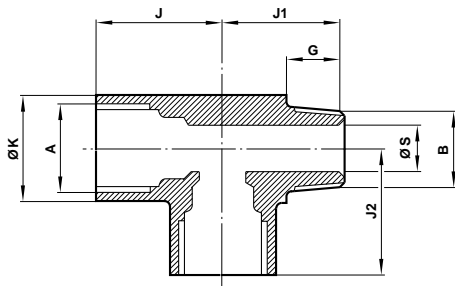
Female O/D tube to male taper BSP thread



| Product number | A O/D tube | B thread BSP | G | J | J1 | K | S |
|----------------|------------|--------------|------|------|------|------|-----|
| 36 0627 03 | 5 | 1/8" | 9,5 | 16,5 | 17,0 | 12,7 | 3,5 |
| 36 0627 04 | 6 | 1/8" | 9,5 | 16,5 | 18,0 | 14,3 | 3,5 |
| 36 0627 11 | 8 | 1/4" | 11,1 | 21,0 | 20,0 | 15,9 | 6,3 |
| 36 0627 12 | 10 | 1/4" | 11,1 | 22,0 | 23,0 | 19,0 | 6,3 |
| 36 0627 21 | 12 | 3/8" | 12,7 | 24,5 | 26,0 | 23,8 | 9,5 |

Male Side Tee Adaptor

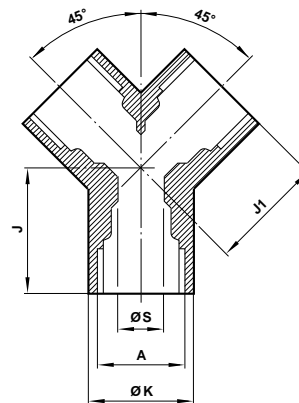
Female O/D tube to male taper BSP thread



| Product number | A O/D tube | B thread BSP | G | J | J1 | J2 | K | S |
|----------------|------------|--------------|------|------|------|------|------|-----|
| 36 0628 03 | 5 | 1/8" | 9,5 | 15,5 | 17,0 | 15,5 | 12,7 | 3,5 |
| 36 0628 04 | 6 | 1/8" | 9,5 | 16,0 | 18,5 | 16,0 | 14,3 | 4,0 |
| 36 0628 11 | 8 | 1/4" | 11,1 | 20,0 | 22,0 | 20,0 | 15,9 | 6,0 |
| 36 0628 12 | 10 | 1/4" | 11,1 | 23,0 | 23,0 | 23,0 | 19,0 | 6,4 |
| 36 0628 21 | 12 | 3/8" | 12,7 | 25,0 | 27,0 | 25,0 | 23,8 | 9,6 |

'Y' Connector

Female O/D tube

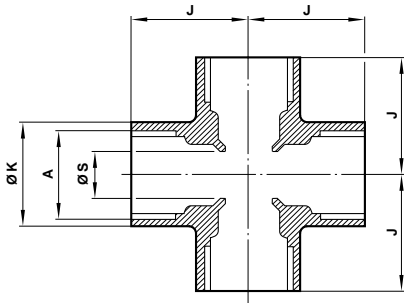


| Product number | A O/D tube | J | J1 | K | S |
|----------------|------------|------|----|------|------|
| 36 0558 02 | 4 | 14,0 | 14 | 11,1 | 2,8 |
| 36 0558 03 | 5 | 15,0 | 16 | 12,7 | 3,4 |
| 36 0558 04 | 6 | 16,0 | 17 | 14,3 | 4,0 |
| 36 0558 05 | 8 | 18,5 | 20 | 17,5 | 6,0 |
| 36 0558 06 | 10 | 20,5 | 22 | 23,8 | 7,6 |
| 36 0558 07 | 12 | 22,0 | 24 | 23,8 | 9,6 |
| 36 0558 08 | 16 | 25,0 | 29 | 31,8 | 13,6 |
| 36 0558 10 | 22 | 32,0 | 37 | 35,7 | 19,0 |
| 36 0558 12 | 28 | 40,0 | 45 | 44,5 | 25,0 |



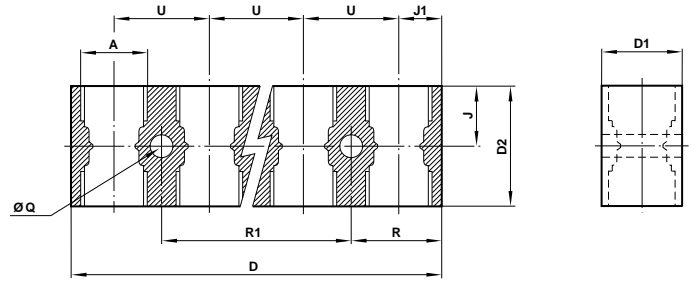
Four Way Connector

Female O/D tube



| Product number | A O/D tube | J | K | S |
|----------------|------------------|------|------|------|
| 36 0516 02 | 4 | 13,0 | 14,3 | 2,8 |
| 36 0516 03 | 5 | 15,5 | 14,3 | 3,4 |
| 36 0516 04 | 6 | 16,0 | 14,3 | 4,0 |
| 36 0516 05 | 8 | 20,0 | 17,5 | 6,0 |
| 36 0516 06 | 10 | 23,0 | 24,0 | 7,6 |
| 36 0516 07 | 12 | 25,0 | 24,0 | 9,6 |
| 36 0516 08 | 16 | 28,0 | 30,0 | 13,6 |
| 36 0516 10 | 22 | 37,0 | 35,0 | 19,0 |
| 36 0516 12 | 28 | 45,0 | 44,0 | 25,0 |

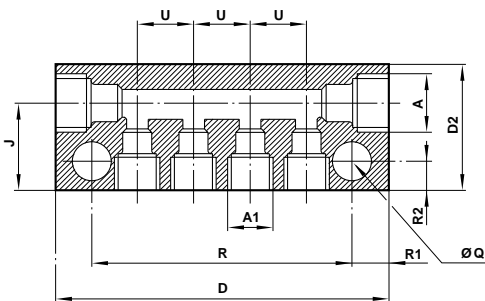
Connector Block



| Product number | No.* of outlets | A O/D tube | D | D1 | D2 | J | J1 | Q | R | R1 | U |
|----------------|-----------------------|------------------|----|----|----|------|------|-----|----|----|----|
| 36 0202 02 | 2 | 4 | 24 | 12 | 23 | 11,5 | 6,0 | 5,4 | 12 | - | 12 |
| 36 0202 03 | 2 | 5 | 26 | 13 | 27 | 13,5 | 6,5 | 5,4 | 13 | - | 13 |
| 36 0202 04 | 2 | 6 | 32 | 16 | 27 | 13,5 | 8,0 | 6,5 | 16 | - | 16 |
| 36 0202 05 | 2 | 8 | 32 | 16 | 34 | 17,0 | 8,0 | 6,5 | 16 | - | 16 |
| 36 0202 06 | 2 | 10 | 42 | 21 | 36 | 18,0 | 10,5 | 8,3 | 21 | - | 21 |
| 36 0202 07 | 2 | 12 | 46 | 23 | 38 | 19,0 | 11,5 | 8,3 | 23 | - | 23 |

*Other number of outlets available to special order

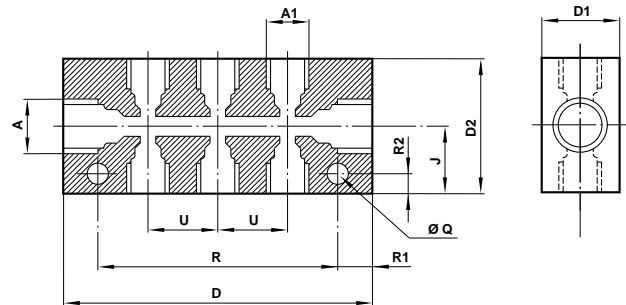
Single Sided Manifold



| Product number | Inlet A O/D tube | Outlet A1 O/D tube | No. of outlets | D | D1 | D2 | J | Q | R | R1 | R2 | U |
|----------------|---------------------------|-----------------------------|----------------------|-----|----|----|----|-----|-----|----|----|----|
| 36 0304 28 | 8 | 4 | 4 | 72 | 16 | 25 | 17 | 6,5 | 60 | 6 | 6 | 12 |
| 36 0304 38 | 8 | 5 | 4 | 75 | 16 | 25 | 17 | 6,5 | 63 | 6 | 6 | 13 |
| 36 0304 49 | 12 | 6 | 4 | 88 | 23 | 31 | 20 | 6,5 | 76 | 6 | 6 | 16 |
| 36 0304 57 | 12 | 8 | 4 | 92 | 23 | 33 | 22 | 8,3 | 76 | 8 | 8 | 16 |
| 36 0304 65 | 16 | 10 | 4 | 111 | 29 | 40 | 26 | 8,3 | 95 | 8 | 8 | 21 |
| 36 0304 71 | 16 | 12 | 4 | 121 | 29 | 40 | 26 | 8,3 | 105 | 8 | 8 | 23 |

Manifolds up to 12 outlets can be provided subject to minimum economic production quantity.

Double Sided Manifold



| Product number | Inlet A O/D tube | Outlet A1 O/D tube | No. of outlets | D | D1 | D2 | J | Q | R | R1 | R2 | U |
|----------------|---------------------------|-----------------------------|----------------------|----|----|----|------|-----|----|----|----|----|
| 36 0406 28 | 8 | 4 | 6 | 60 | 16 | 34 | 17 | 6,5 | 48 | 6 | 6 | 12 |
| 36 0406 38 | 8 | 5 | 6 | 62 | 16 | 34 | 17 | 6,5 | 50 | 6 | 6 | 13 |
| 36 0406 49 | 12 | 6 | 6 | 72 | 23 | 40 | 20 | 6,5 | 60 | 6 | 6 | 16 |
| 36 0406 57 | 12 | 8 | 6 | 76 | 23 | 44 | 22 | 8,3 | 60 | 8 | 8 | 16 |
| 36 0406 65 | 16 | 10 | 6 | 90 | 29 | 53 | 26,5 | 8,3 | 74 | 8 | 8 | 21 |
| 36 0406 71 | 16 | 12 | 6 | 98 | 29 | 53 | 26,5 | 8,3 | 82 | 8 | 8 | 23 |

Manifolds up to 12 outlets can be provided subject to minimum economic production quantity.

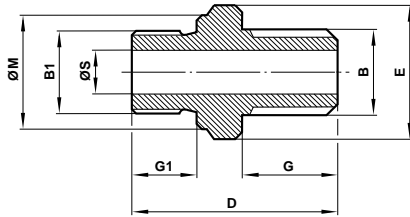


Hobbs Couplings

The design of a Hobbs coupling allows the fittings to be screwed into a parallel BSP tapping and accurately located for position in both height and direction before it is secured with the special coned locknut and polyurethane seal. Wring locknut down metal to metal to create an effective seal.

Hobbs Straight Connector

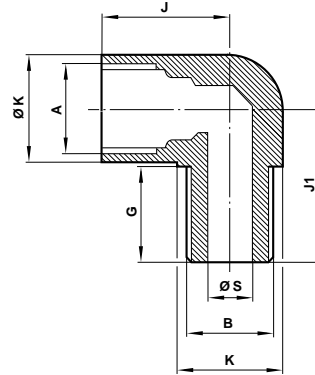
Male parallel BSP thread both ends.



| Product number | B thread BSP | B1 thread BSP | D | E A/F | G | G1 | M | S |
|----------------|--------------|---------------|------|-------|------|------|----|------|
| 36 0543 01 | 1/8" | 1/8" | 27,0 | 13 | 14,0 | 14,0 | 13 | 5,0 |
| 36 0543 02 | 1/4" | 1/4" | 35,5 | 19 | 17,5 | 17,5 | 18 | 7,0 |
| 36 0543 03 | 3/8" | 3/8" | 40,0 | 24 | 20,0 | 20,0 | 22 | 10,0 |
| 36 0543 04 | 1/2" | 1/2" | 48,0 | 27 | 23,0 | 23,0 | 26 | 13,6 |
| 36 0543 06 | 3/4" | 3/4" | 52,5 | 36 | 25,4 | 25,4 | 32 | 19,0 |
| 36 0543 08 | 1" | 1" | 64,0 | 41 | 31,8 | 31,8 | 39 | 25,0 |
| 36 0543 11 | 1/4" | 1/8" | 31,5 | 17 | 17,5 | 17,5 | 14 | 5,0 |
| 36 0543 20 | 3/8" | 1/4" | 39,0 | 19 | 20,0 | 20,0 | 18 | 7,0 |
| 36 0543 28 | 1/2" | 3/8" | 44,0 | 24 | 23,0 | 23,0 | 22 | 10,0 |
| 36 0543 36 | 3/4" | 1/2" | 51,0 | 27 | 25,4 | 25,4 | 26 | 13,6 |
| 36 0543 47 | 1" | 3/4" | 61,0 | 36 | 31,8 | 31,8 | 32 | 19,0 |

Hobbs Elbow Adaptor

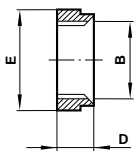
Female O/D tube to male parallel BSP thread



| Product number | A O/D tube | B thread BSP | G | J | J1 | K | S |
|----------------|------------|--------------|------|------|------|------|------|
| 36 0541 02 | 4 | 1/8" | 14,0 | 14,9 | 22,0 | 11,3 | 4,7 |
| 36 0541 03 | 5 | 1/8" | 14,0 | 16,5 | 22,0 | 14,3 | 4,7 |
| 36 0541 04 | 6 | 1/8" | 14,0 | 16,5 | 22,0 | 14,3 | 4,7 |
| 36 0541 05 | 8 | 1/8" | 14,0 | 19,4 | 23,8 | 15,8 | 4,7 |
| 36 0541 08 | 4 | 1/4" | 17,5 | 15,7 | 25,4 | 14,3 | 6,3 |
| 36 0541 09 | 5 | 1/4" | 17,5 | 17,2 | 25,4 | 14,3 | 6,3 |
| 36 0541 10 | 6 | 1/4" | 17,5 | 17,2 | 25,4 | 14,3 | 6,3 |
| 36 0541 11 | 8 | 1/4" | 17,5 | 20,6 | 27,0 | 15,8 | 6,3 |
| 36 0541 12 | 10 | 1/4" | 17,5 | 21,7 | 30,1 | 23,8 | 6,3 |
| 36 0541 13 | 12 | 1/4" | 17,5 | 22,2 | 30,1 | 23,8 | 6,3 |
| 36 0541 18 | 6 | 3/8" | 20,0 | 18,2 | 30,2 | 17,4 | 9,6 |
| 36 0541 19 | 8 | 3/8" | 20,0 | 21,8 | 30,2 | 17,4 | 9,6 |
| 36 0541 20 | 10 | 3/8" | 20,0 | 23,3 | 33,0 | 20,0 | 9,6 |
| 36 0541 21 | 12 | 3/8" | 20,0 | 24,5 | 33,0 | 23,8 | 9,6 |
| 36 0541 22 | 16 | 3/8" | 20,0 | 25,8 | 35,0 | 28,6 | 9,6 |
| 36 0541 28 | 8 | 1/2" | 23,0 | 23,4 | 36,5 | 23,8 | 12,7 |
| 36 0541 29 | 10 | 1/2" | 23,0 | 24,9 | 36,5 | 23,8 | 12,7 |
| 36 0541 30 | 12 | 1/2" | 23,0 | 25,4 | 36,5 | 23,8 | 12,7 |
| 36 0541 31 | 16 | 1/2" | 23,0 | 28,0 | 38,0 | 28,6 | 12,7 |
| 36 0541 33 | 22 | 1/2" | 23,0 | 32,9 | 42,0 | 36,5 | 12,7 |
| 36 0541 45 | 16 | 3/4" | 25,4 | 29,8 | 43,7 | 31,8 | 17,5 |
| 36 0541 47 | 22 | 3/4" | 25,4 | 36,5 | 45,2 | 36,5 | 17,5 |
| 36 0541 49 | 28 | 3/4" | 25,4 | 40,8 | 49,0 | 44,5 | 17,5 |
| 36 0541 60 | 22 | 1" | 32,0 | 38,5 | 50,8 | 36,5 | 24,0 |
| 36 0541 62 | 28 | 1" | 32,0 | 45,0 | 56,5 | 44,5 | 24,0 |

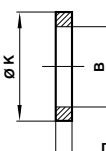
Hobbs Coned Locknut

Female parallel BSP thread



| Product number | B thread BSP | D | E A/F |
|----------------|--------------|------|-------|
| 36 0540 02 | 1/8" | 7,0 | 17 |
| 36 0540 03 | 1/4" | 8,4 | 19 |
| 36 0540 04 | 3/8" | 9,6 | 24 |
| 36 0540 05 | 1/2" | 10,9 | 27 |
| 36 0540 06 | 3/4" | 10,9 | 32 |
| 36 0540 07 | 1" | 13,3 | 41 |

Hobbs Seal



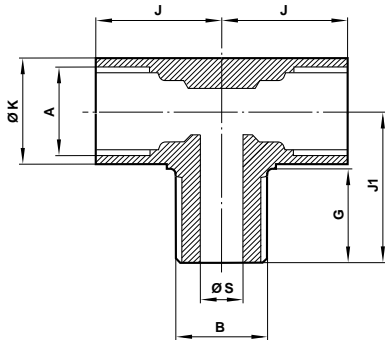
| Product number | B thread BSP | D | E A/F |
|----------------|--------------|-----|-------|
| 34 0156 02 | 1/8" | 2 | 12,7 |
| 34 0156 03 | 1/4" | 2,5 | 15,9 |
| 34 0156 04 | 3/8" | 2,5 | 20,7 |
| 34 0156 05 | 1/2" | 2,6 | 24,3 |
| 34 0156 06 | 3/4" | 2,6 | 30,2 |
| 34 0156 07 | 1" | 3,2 | 37,2 |



Compression Fittings Metric

Hobbs Tee Adaptor

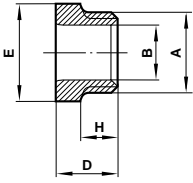
Female O/D tube to male parallel BSP thread



| Product number | A O/D tube | B thread BSP | G | J | J1 | K | S |
|----------------|------------------|--------------------|------|------|------|------|------|
| 36 0542 02 | 4 | 1/8" | 14,0 | 14,9 | 22,0 | 14,3 | 4,7 |
| 36 0542 03 | 5 | 1/8" | 14,0 | 16,5 | 22,0 | 14,3 | 4,7 |
| 36 0542 04 | 6 | 1/8" | 14,0 | 16,5 | 22,0 | 14,5 | 4,7 |
| 36 0542 05 | 8 | 1/8" | 14,0 | 19,4 | 23,8 | 15,8 | 4,7 |
| 36 0542 08 | 4 | 1/4" | 17,5 | 15,7 | 25,4 | 14,3 | 6,3 |
| 36 0542 09 | 5 | 1/4" | 17,5 | 17,2 | 25,4 | 14,3 | 6,3 |
| 36 0542 10 | 6 | 1/4" | 17,5 | 17,2 | 25,4 | 14,3 | 6,3 |
| 36 0542 11 | 8 | 1/4" | 17,5 | 20,6 | 27,0 | 15,8 | 6,3 |
| 36 0542 12 | 10 | 1/4" | 17,5 | 21,7 | 30,1 | 23,8 | 6,3 |
| 36 0542 13 | 12 | 1/4" | 17,5 | 22,2 | 30,1 | 23,8 | 6,3 |
| 36 0542 18 | 6 | 3/8" | 20,0 | 19,0 | 30,2 | 17,4 | 9,6 |
| 36 0542 19 | 8 | 3/8" | 20,0 | 21,8 | 30,2 | 17,4 | 9,6 |
| 36 0542 20 | 10 | 3/8" | 20,0 | 23,3 | 33,0 | 23,8 | 9,6 |
| 36 0542 21 | 12 | 3/8" | 20,0 | 24,5 | 33,0 | 23,8 | 9,6 |
| 36 0542 22 | 16 | 3/8" | 20,0 | 25,8 | 35,0 | 28,5 | 9,6 |
| 36 0542 28 | 8 | 1/2" | 23,0 | 23,4 | 36,5 | 23,8 | 12,7 |
| 36 0542 29 | 10 | 1/2" | 23,0 | 24,9 | 36,5 | 23,8 | 12,7 |
| 36 0542 30 | 12 | 1/2" | 23,0 | 25,4 | 36,5 | 23,8 | 12,7 |
| 36 0542 31 | 16 | 1/2" | 23,0 | 28,0 | 38,0 | 28,5 | 12,7 |
| 36 0542 33 | 22 | 1/2" | 23,0 | 32,9 | 44,0 | 36,5 | 12,7 |
| 36 0542 45 | 16 | 3/4" | 25,4 | 29,8 | 43,7 | 31,8 | 17,5 |
| 36 0542 47 | 22 | 3/4" | 25,4 | 36,5 | 45,2 | 36,5 | 17,5 |
| 36 0542 49 | 28 | 3/4" | 25,4 | 40,8 | 50,0 | 44,5 | 17,5 |
| 36 0542 60 | 22 | 1" | 32,0 | 38,5 | 51,3 | 36,5 | 24,0 |
| 36 0542 62 | 28 | 1" | 32,0 | 45,0 | 56,5 | 44,5 | 24,0 |



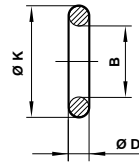
Tubing Nut



| Product number | A thread | B O/D tube | D A/F | E | H |
|----------------|-----------|------------|-------|----|------|
| 36 0500 02 | M8 x 1,0 | 4 | 9,5 | 8 | 8,0 |
| 36 0500 03 | M10 x 1,0 | 5 | 10,0 | 10 | 7,0 |
| 36 0500 04 | M11 x 1,0 | 6 | 10,5 | 13 | 8,0 |
| 36 0500 05 | M13 x 1,0 | 8 | 12,1 | 13 | 9,0 |
| 36 0500 06 | M15 x 1,0 | 10 | 13,3 | 17 | 9,5 |
| 36 0500 07 | M18 x 1,5 | 12 | 15,7 | 19 | 10,0 |
| 37 0500 15 | M22 x 1,5 | 15 | 17,0 | 22 | 10,0 |
| 36 0500 08 | M24 x 1,5 | 16 | 17,1 | 24 | 11,0 |
| 37 0500 18 | M26 x 1,5 | 18 | 19,5 | 27 | 12,0 |
| 36 0500 10 | M30 x 1,5 | 22 | 21,5 | 30 | 15,0 |
| 36 0500 12 | M38 x 1,5 | 28 | 24,5 | 41 | 18,0 |

For 'A' thread details refer to page 9.6.001.03.

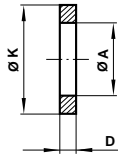
'O'-Ring Seal



| Product number | A for BSP thread | D | K |
|----------------|------------------|-----|------|
| 48 0261 06 | 1/8" | 2,1 | 16,0 |
| 48 0261 06 | 1/4" | 2,1 | 20,6 |
| 48 0261 06 | 3/8" | 2,1 | 23,8 |
| 48 0261 06 | 1/2" | 2,5 | 28,6 |
| 48 0261 06 | 5/8" | 2,5 | 31,7 |
| 48 0261 06 | 3/4" | 2,5 | 34,9 |

The 'O'-ring seals shown on this page are suitable for use with our metric range of parallel threaded adaptors.

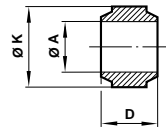
Folded Copper Washer



| Product number | A | Suitable for | | | D | K |
|----------------|------|--------------|------------------|--------------------|-----|------|
| | | BSP thread | or metric thread | or imperial thread | | |
| 48 0213 01 | 9,8 | 1/8" | - | 3/8" x 24TPI | 1,5 | 13,5 |
| 48 0213 02 | 13,2 | 1/4" | - | - | 1,5 | 17,7 |
| 48 0213 03 | 16,7 | 3/8" | M16 | - | 1,5 | 21 |
| 48 0213 04 | 21,0 | 1/2" | - | - | 1,5 | 26,4 |
| 48 0213 05 | 23,0 | 5/8" | - | - | 1,8 | 28,6 |
| 48 0213 06 | 26,5 | 3/4" | - | - | 1,8 | 32,4 |
| 48 0213 07 | 30,2 | 7/8" | M30 | - | 1,8 | 36,2 |
| 48 0213 08 | 33,3 | 1" | M33 | - | 1,8 | 38,9 |
| 48 0213 09 | 42,0 | 1 1/4" | - | - | 2,2 | 49,9 |
| 48 0213 27 | 11,1 | - | - | 7/16" x 24TPI | 1,5 | 14,6 |
| 48 0213 28 | 12,7 | - | - | 1/2" x 24TPI | 1,5 | 17,7 |
| 48 0213 29 | 14,3 | - | M14 | 9/16" x 24TPI | 1,5 | 18,5 |
| 48 0213 30 | 19,1 | - | - | 3/4" x 24TPI | 1,5 | 24,1 |
| 48 0213 41 | 8,3 | - | M8 | - | 1,5 | 12 |
| 48 0213 42 | 10,3 | - | M10 | - | 1,5 | 14 |
| 48 0213 43 | 12,1 | - | M12 | - | 1,5 | 17 |

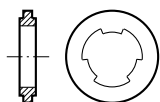
Universal Tubing Sleeve

Suitable for nylon metallic tubing



| Product number | A O/D tube | D | K |
|----------------|------------|------|------|
| 36 0501 02 | 4 | 4,2 | 6,4 |
| 36 0501 03 | 5 | 5,2 | 7,5 |
| 36 0501 04 | 6 | 5,5 | 8,5 |
| 36 0501 05 | 8 | 6,3 | 10,5 |
| 36 0501 06 | 10 | 7,0 | 13,0 |
| 36 0501 07 | 12 | 7,7 | 15,5 |
| 37 0501 15 | 15 | 9,1 | 19,5 |
| 36 0501 08 | 16 | 9,0 | 20,0 |
| 37 0501 18 | 18 | 10,1 | 23,0 |
| 36 0501 10 | 10 | 10,5 | 26,5 |
| 36 0501 12 | 28 | 13,2 | 33,0 |

Sealing Washers – for use with banjo fitting



Nylon

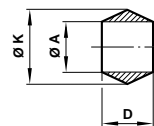


Copper

| Product number | Size | Material |
|----------------|------|----------|
| 48 0314 00 | M5 | Nylon |
| 48 0314 00 | 1/8" | Copper |
| 48 0314 00 | 1/4" | Copper |
| 48 0314 00 | 3/8" | Copper |
| 48 0314 00 | 1/2" | Copper |

Tubing Sleeve

Suitable for metallic tubing only



| Product number | A O/D tube | D | K |
|----------------|------------|-----|------|
| 36 0502 02 | 4 | 4,6 | 5,7 |
| 36 0502 03 | 5 | 5,0 | 6,8 |
| 36 0502 04 | 6 | 5,5 | 8,0 |
| 36 0502 05 | 8 | 6,3 | 10,3 |
| 36 0502 06 | 10 | 7,5 | 12,6 |
| 36 0502 07 | 12 | 7,5 | 14,9 |
| 37 0502 15 | 15 | 9,0 | 18,3 |

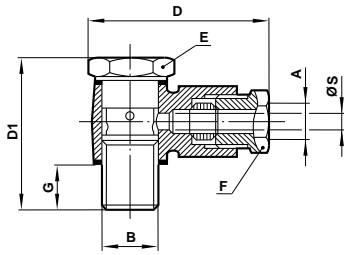


Compression Fittings Metric

Elbow Banjo Assembly

Non Regulating BSPP Bolt

Female O/D tube to male parallel BSP thread



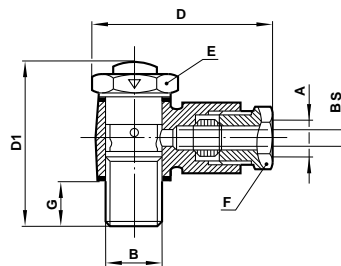
| Product number | A O/D tube | B thread BSPP | D* | D1 | E A/F | F A/F | G | S |
|----------------|------------------|---------------------|----|----|----------|----------|------|-----|
| 36 0385 02K | 4 | 1/8" | 32 | 29 | 14 | 8 | 6,5 | 2,8 |
| 36 0385 03K | 5 | 1/8" | 35 | 29 | 14 | 10 | 6,5 | 3,4 |
| 36 0385 04K | 6 | 1/8" | 35 | 29 | 14 | 13 | 6,5 | 4,0 |
| 36 0385 05K | 8 | 1/8" | 39 | 29 | 14 | 13 | 6,5 | 6,0 |
| 36 0385 10K | 6 | 1/4" | 38 | 33 | 17 | 13 | 7,5 | 4,0 |
| 36 0385 11K | 8 | 1/4" | 42 | 33 | 17 | 13 | 7,5 | 6,0 |
| 36 0385 12K | 10 | 1/4" | 44 | 33 | 17 | 17 | 7,5 | 7,6 |
| 36 0385 19K | 8 | 3/8" | 48 | 41 | 22 | 13 | 10,0 | 6,0 |
| 36 0385 20K | 10 | 3/8" | 49 | 41 | 22 | 17 | 10,0 | 7,6 |
| 36 0385 21K | 12 | 3/8" | 50 | 41 | 22 | 19 | 10,0 | 9,6 |
| 36 0385 29K | 10 | 1/2" | 54 | 49 | 27 | 17 | 14,0 | 7,6 |
| 36 0385 30K | 12 | 1/2" | 56 | 49 | 27 | 19 | 14,0 | 9,6 |

*This dimension will vary with torque applied and is for guidance only.

Elbow Banjo Assembly

Regulating BSPP Bolt

Female O/D tube to male parallel BSP thread



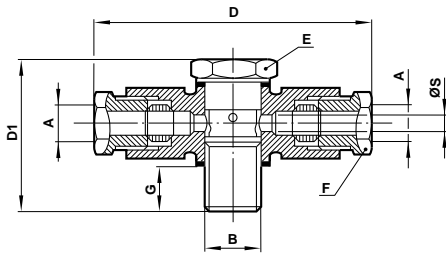
| Product number | A O/D tube | B thread BSPP | D* | D1 | E A/F | F A/F | G | S |
|----------------|------------------|---------------------|----|------|----------|----------|-----|-----|
| 36 0386 03K | 5 | 1/8" | 35 | 34 | 14 | 10 | 6,5 | 3,4 |
| 36 0386 05K | 8 | 1/8" | 39 | 34 | 14 | 13 | 6,5 | 6,0 |
| 36 0386 11K | 8 | 1/4" | 42 | 36,5 | 17 | 13 | 7,5 | 6,0 |

*This dimension will vary with torque applied and is for guidance only.
Arrow on bolt hexagon indicates free flow direction.

Tee Banjo Assembly

Non Regulating BSPP Bolt

Female O/D tube to male parallel BSP thread

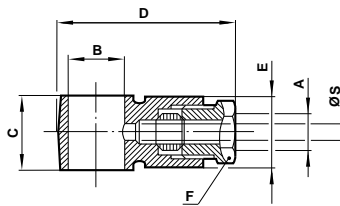


| Product number | A O/D tube | B thread BSPP | D* | D1 | E A/F | F A/F | G | S |
|----------------|------------------|---------------------|----|----|----------|----------|------|-----|
| 36 0395 03K | 5 | 1/8" | 53 | 29 | 14 | 10 | 6,5 | 3,4 |
| 36 0395 04K | 6 | 1/8" | 54 | 29 | 14 | 13 | 6,5 | 4,0 |
| 36 0395 10K | 6 | 1/4" | 56 | 33 | 17 | 13 | 7,5 | 4,0 |
| 36 0395 11K | 8 | 1/4" | 64 | 33 | 17 | 13 | 7,5 | 6,0 |
| 36 0395 12K | 10 | 1/4" | 68 | 33 | 17 | 17 | 7,5 | 7,6 |
| 36 0395 19K | 8 | 3/8" | 70 | 41 | 22 | 13 | 10,0 | 6,0 |

*This dimension will vary with torque applied and is for guidance only.

Elbow Banjo Body

O/D tube



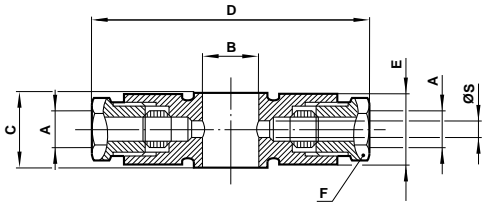
| Product number | A O/D tube | B for BSP bolt | C | D* | E | F | S |
|----------------|------------------|----------------------|------|----|------|----|-----|
| 36 0384 02K | 4 | 1/8" | 14,0 | 32 | 11,5 | 8 | 2,8 |
| 36 0384 03K | 5 | 1/8" | 14,0 | 35 | 13,0 | 10 | 3,4 |
| 36 0384 04K | 6 | 1/8" | 14,0 | 35 | 14,0 | 13 | 4,0 |
| 36 0384 05K† | 8 | 1/8" | 16,0 | 39 | 16,0 | 13 | 6,0 |
| 36 0384 10K | 6 | 1/4" | 16,0 | 38 | 14,0 | 13 | 4,0 |
| 36 0384 11K | 8 | 1/4" | 16,0 | 42 | 16,0 | 13 | 6,0 |
| 36 0384 12K† | 10 | 1/4" | 18,5 | 44 | 18,5 | 17 | 7,6 |
| 36 0384 19K | 8 | 3/8" | 20,5 | 48 | 17,0 | 13 | 6,0 |
| 36 0384 20K | 10 | 3/8" | 20,5 | 49 | 18,5 | 17 | 7,6 |
| 36 0384 21K | 12 | 3/8" | 21,5 | 50 | 21,5 | 19 | 9,6 |
| 36 0384 29K | 10 | 1/2" | 22,0 | 54 | 18,5 | 17 | 7,6 |
| 36 0384 30K | 12 | 1/2" | 22,0 | 56 | 21,5 | 19 | 9,6 |

*This dimension will vary with torque applied and is for guidance only.

† To double stack these bodies order longer bolts 36 0452 11K or 36 0452 12K, see below.



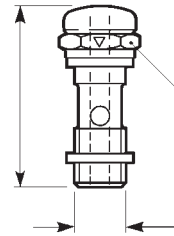
Tee Banjo Body
O/D tube



| Product number | A O/D tube | B for BSP bolt | C | D* | E | F | S |
|----------------|------------------|----------------------|------|----|------|----|-----|
| 36 0394 03K | 5 | 1/8" | 14,0 | 53 | 13,0 | 10 | 3,4 |
| 36 0394 04K | 6 | 1/8" | 14,0 | 54 | 14,0 | 13 | 4,0 |
| 36 0394 10K | 6 | 1/4" | 16,0 | 56 | 14,0 | 13 | 4,0 |
| 36 0394 11K | 8 | 1/4" | 16,0 | 64 | 16,0 | 13 | 6,0 |
| 36 0394 12K† | 10 | 1/4" | 18,5 | 68 | 18,5 | 17 | 7,6 |
| 36 0394 19K | 8 | 3/8" | 20,5 | 70 | 17,0 | 13 | 6,0 |

* This dimension will vary with torque applied and is for guidance only.
† To double stack this body order longer bolt 36 0452 12K, see below.

Banjo Bolts – Regulating



Regulating Out
Male parallel BSP thread

| Product number | B thread BSP | D1 | E A/F |
|----------------|--------------------|----|----------|
| 39 0461 01K | 1/8" | 34 | 14 |
| 39 0461 02K | 1/4" | 37 | 17 |
| 39 0461 03K | 3/8" | 52 | 22 |
| 39 0461 04K | 1/2" | 58 | 27 |

Regulating In
Male parallel BSP thread

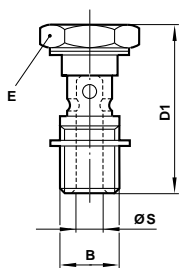
| Product number | B thread BSP | D1 | E A/F |
|----------------|--------------------|----|----------|
| 39 0460 01K | 1/8" | 34 | 14 |
| 39 0460 02K | 1/4" | 37 | 17 |
| 39 0460 03K | 3/8" | 52 | 22 |
| 39 0460 04K | 1/2" | 58 | 27 |

Bi-Directional Flow
Male parallel BSP thread

| Product number | B thread BSP | D1 | E A/F |
|----------------|--------------------|----|----------|
| 39 0459 01K | 1/8" | 34 | 14 |
| 39 0459 01K | 1/4" | 37 | 17 |
| 39 0459 01K | 3/8" | 52 | 22 |
| 39 0459 01K | 1/2" | 58 | 27 |

All banjo bolts supplied complete with sealing washers. Arrow on bolt hexagon indicates free flow direction.

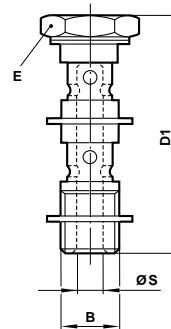
Banjo Bolts - Non Regulating
Single stacking
Male parallel BSP thread



| Product number | B thread BSP | D1 | E A/F | S |
|----------------|--------------------|----|----------|------|
| 36 0451 01K | 1/8" | 29 | 14 | 4,5 |
| 36 0451 02K | 1/4" | 33 | 17 | 5,5 |
| 36 0451 03K | 3/8" | 41 | 22 | 9,2 |
| 36 0451 04K | 1/2" | 49 | 27 | 10,5 |

All banjo bolts supplied complete with sealing washers.

Double stacking
Male parallel BSP thread



| Product number | B thread BSP | D1 | E A/F | S |
|----------------|--------------------|------|----------|------|
| 36 0452 01K | 1/8" | 44,0 | 14 | 4,5 |
| 36 0452 02K | 1/4" | 50,0 | 17 | 5,5 |
| 36 0452 03K | 3/8" | 62,5 | 22 | 9,2 |
| 36 0452 04K | 1/2" | 74,0 | 27 | 10,5 |
| 36 0452 11K* | 1/8" | 47,5 | 14 | 4,5 |
| 36 0452 12K* | 1/4" | 55,0 | 17 | 5,5 |

* To be used only with bodies marked †, see tables above.

Warning

These products are intended for use in industrial compressed air systems only. Do not use these products where pressures and temperatures can exceed those listed under 'Technical Data'. Before using these products with fluids other than those specified, for non-industrial applications, life-support systems, or other applications not within published specifications, consult Norgren. Through misuse, age, or malfunction, components used in fluid power systems can fail in various modes. The system designer is warned to consider the failure modes of all component parts used in fluid power systems and to provide adequate safeguards to prevent personal injury or damage to equipment in the event of such failure. **System designers must provide a warning to end users in the system instructional manual if protection against a failure mode cannot be adequately provided.** System designers and end users are cautioned to review specific warnings found in instruction sheets packed and shipped with these products where applicable.

X-ON Electronics

Largest Supplier of Electrical and Electronic Components

Click to view similar products for [norgren](#) manufacturer:

Other Similar products are found below :

[8254200.9151.02400](#) [C01250828](#) [C01251048](#) [C01470628](#) [C01470818](#) [B72G-2GK-AL3-RMN](#) [C00600600](#) [C00600800](#) [C01250628](#)
[C01250838](#) [C01251038](#) [C01470618](#) [C01470838](#) [18-013-989](#) [18-013-990](#) [100201000](#) [101250828](#) [CS6004010](#) [F72G-2GN-AL3](#) [101470838](#)
[8240400.9101.23050](#) [V61B413A-A213J](#) [M/58308/01](#) [S/521](#) [RT/57220/M/40](#) [18-015-013](#) [F74G-4GN-AP3](#) [8240400.9101.02400](#)
[RT/57212/M/50](#) [M/3314](#) [101250628](#) [101470818](#) [RT/57220/M/80](#) [150050038](#) [C02260628](#) [602112128](#) [V62C413A-A213J](#) [R07-200-RNKG](#)
[V60A513A-A213J](#) [18-025-003](#) [101250818](#) [10K510618](#) [101251028](#) [R72G-2GK-RMN](#) [101470628](#) [C00200400](#) [088030000000000000](#) [M/S2](#)
[102250628](#) [R07-100-RNKG](#)