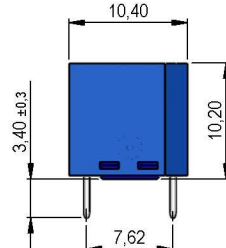
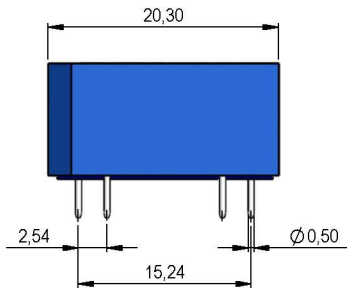




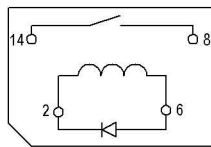
Europe: +49 / 7731 8399 0 | Email: info@meder.com  
 USA: +1 / 508 295 0771 | Email: salesusa@meder.com  
 Asia: +852 / 2955 1682 | Email: salesasia@meder.com

Item No.:  
**1324131113**  
 Item:  
**DIL24-1A31-13D**


**Dimensions mm[inch]**  
 tolerances acc. to DIN ISO 2768-m  
 Toleranzen gem. DIN ISO 2768-m



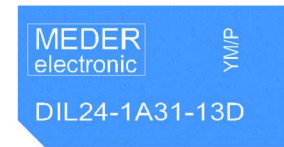
**Layout**  
 Top view  
 Draufsicht



**Isometric**  
 Scale 1:1  
 Maßstab 1:1



**Marking**  
 according to EN60062/Factory code  
 gem. EN60062/Fertigungsstätte



Coil Data at 20 °C	Conditions	Min	Typ	Max	Unit
Coil resistance		1.530	1.700	1.870	Ohm
Coil voltage			24		VDC
Rated power			338		mW
Pull-In voltage				16,8	VDC
Drop-Out voltage		3,6			VDC

Contact data 31	Conditions	Min	Typ	Max	Unit
Contact-material	independent on position	Hg			
Switching suitability		bounce free			
Contact rating	Any DC combination of V & A up to 500V max. 50W, with 1000V max. 5W			50	W
Switching voltage	DC or Peak AC			500	V
Switching current	DC or Peak AC			2	A
Carry current	DC or Peak AC			2	A
Contact resistance static	Measured with 40% overdrive Start Value			80	mOhm
Insulation resistance	RH <45 %, 100 V test voltage	10			GOhm
Breakdown voltage	according to EN 60255-5	1,5			kV DC
Operate time incl. bounce	measured with 40% overdrive			1,2	ms
Release Time	measured with no coil excitation			1	ms
Capacity	@ 10 kHz across open switch		0,3		pF

Special Product Data	Conditions	Min	Typ	Max	Unit
Number of contacts		1			
Contact - form		A - NO			
Dielectric Strength Coil/Contact	according to EN 60255-5	4,25			kV DC
Insulation resistance Coil/Contact	RH <45%, 200 VDC measuring voltage	10			GOhm
Case colour		blue			
Housing material		PBT glass fibre reinforced			
Sealing compound		Polyurethan			
Connection pins		Copper alloy tin plated			
Magnetic Shield		no			
Reach / RoHS conformity		no			

Modifications in the sense of technical progress are reserved

Designed at: 24.01.11    Designed by: WKOVACS    Approval at: 25.01.11    Approval by: CRUF  
 Last Change at: 15.11.12    Last Change by: WKOVACS    Approval at: 23.11.12    Approval by: SSSCHNECKENBURGER    Version: 04



*Products for tomorrow...*

Europe: +49 / 7731 8399 0 | Email: info@meder.com  
USA: +1 / 508 295 0771 | Email: salesusa@meder.com  
Asia: +852 / 2955 1682 | Email: salesasia@meder.com

Item No.:  
**1324131113**  
Item:  
**DIL24-1A31-13D**

Environmental data	Conditions	Min	Typ	Max	Unit
Shock	1/2 sine, duration 11ms, in 3 axis			50	g
Vibration	from 10 - 2000 Hz			20	g
Operating temperature		-20		55	°C
Storage temperature		-20		55	°C
Soldering temperature	wave soldering max. 5 sec.			260	°C
Washability					fully sealed

General data	Conditions	Min	Typ	Max	Unit
Total weight			5		g
Packaging					plastic tube a 25 pcs.

Modifications in the sense of technical progress are reserved

Designed at: 24.01.11    Designed by: WKOVACS  
Last Change at: 15.11.12    Last Change by: WKOVACS

Approval at: 25.01.11    Approval by: CRUF

Approval at: 23.11.12    Approval by: SSSCHNECKENBURGER    Version: 04

## X-ON Electronics

Largest Supplier of Electrical and Electronic Components

*Click to view similar products for [Reed Relays](#) category:*

*Click to view products by [MEDER](#) manufacturer:*

Other Similar products are found below :

[CUPE001A624](#) [CUPE004A605](#) [8000-0217](#) [922A06C4C](#) [PRMA1A24B](#) [HGS1021](#) [HGS1048](#) [HGZM1C24](#) [HGZM2C05](#) [HGZM2C12](#)  
[HGZM2C48](#) [134MPCX-3](#) [MSS62A05](#) [MSS71A05](#) [MSS71A05B](#) [MSS71A12](#) [MSS71A12B](#) [MSS71A24](#) [HYR2001-1520](#) [9000-0153](#) [2600-0308](#) [2653-12-310](#) [2610-12-310](#) [2611-05-310](#) [PRMA1B05B](#) [2653-05-310](#) [HGP1005](#) [HGS1019](#) [HGS2M5114](#) [HGZM1C05](#) [HGZM1C12](#)  
[HGZM1C48](#) [3-1393771-5](#) [3432-12-91](#) [CUPV50020](#) [HYR2031-1520](#) [V23100V4305C11](#) [W107DIP-43](#) [W193RE1C3-12G](#) [W193RE2A3-12G](#)  
[W193RE2C3-24G](#) [W193RE3A3-24G](#) [W193RE3C3-24G](#) [W193RE4C3-12G](#) [5000-0242](#) [W193RE4C3-24G](#) [W193RE4A3-24G](#) [W193RE4A3-12G](#) [W193RE2C3-12G](#) [W193RE2A3-24G](#)