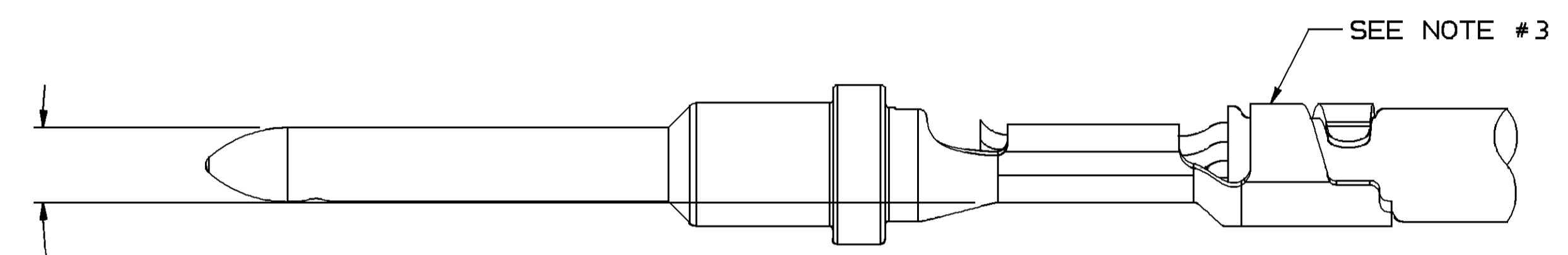
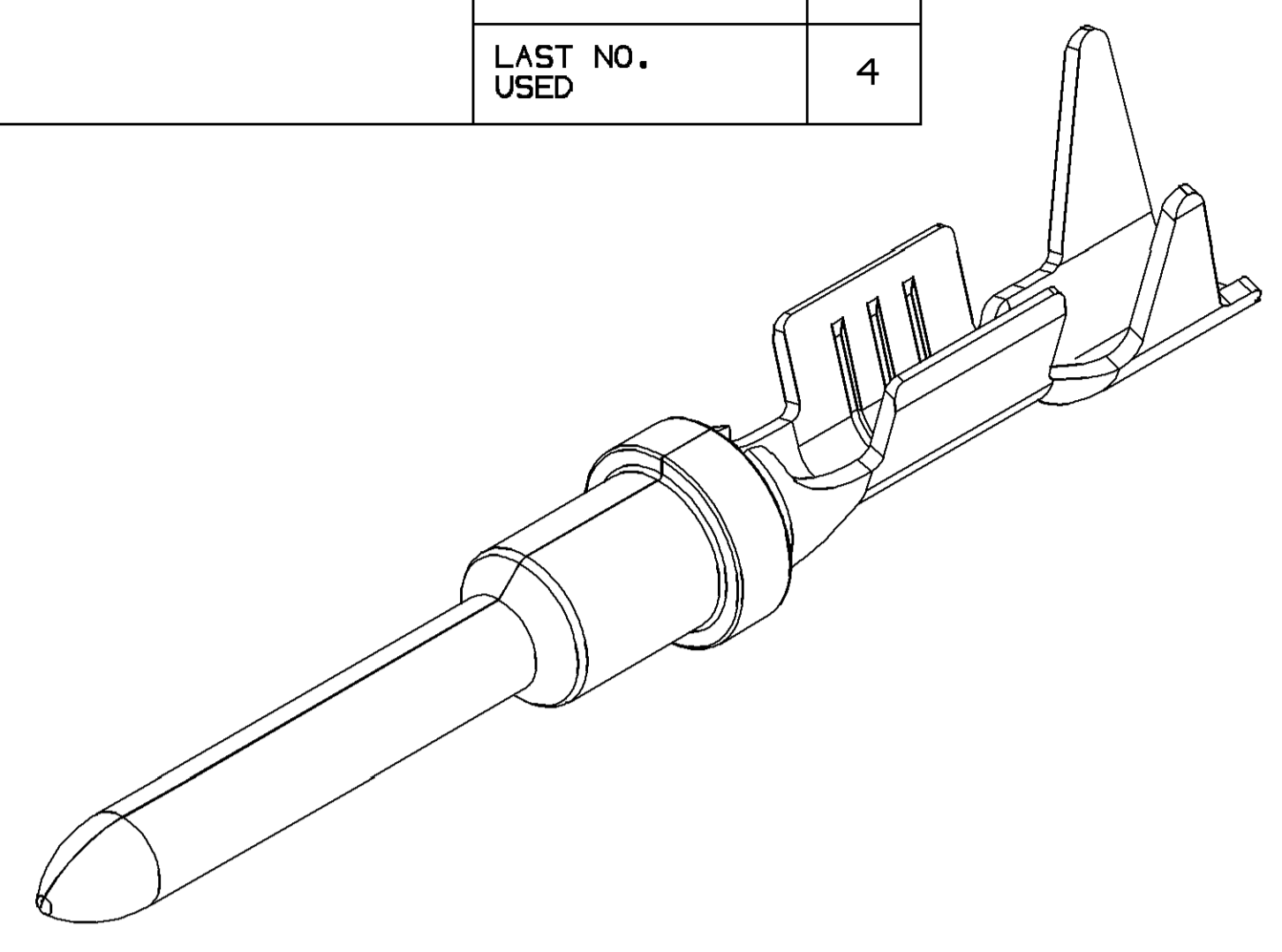
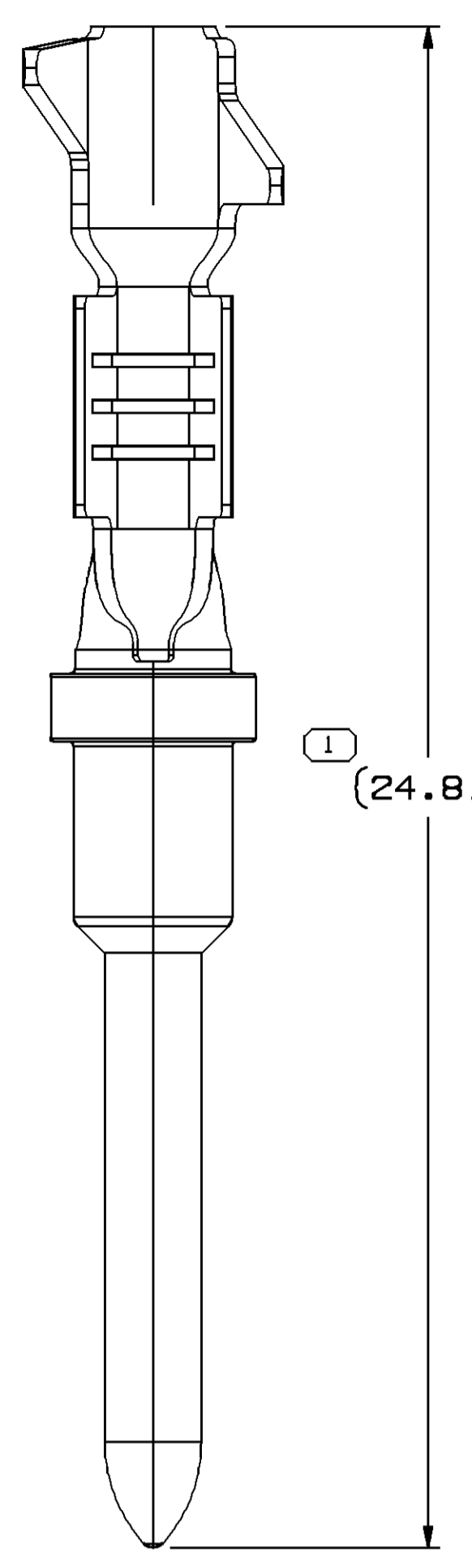
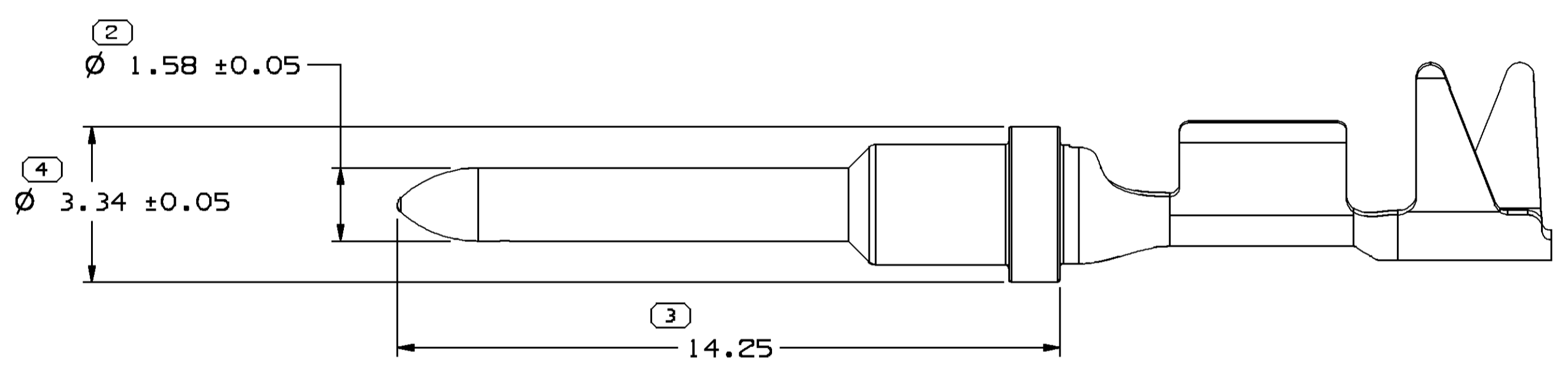
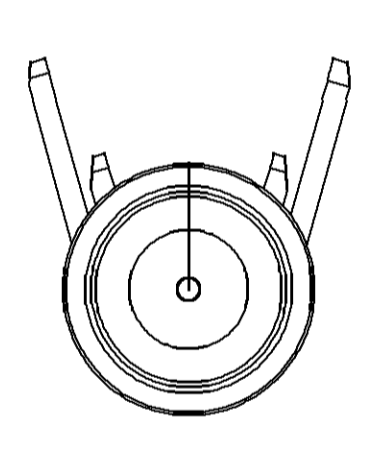


SYMBOL DEFINITION		MISSING SYMBOLS	
A DIMENSION WITHOUT AN INSPECTION REPORT SYMBOL DOES NOT REQUIRE INSPECTION. IT MAY BE CONTROLLED ON THE INDIVIDUAL COMPONENT DRAWING.	TOTAL NO OF INSPECTIONS REQUIRED	NO MISSING SYMBOL NUMBER	
	4		
	LAST NO. USED		
	4		

DWG STATUS				REVISION HISTORY				AUTH		DR		APVD	
DATE	STG	REV	N/P	CHG	ZONE								
21AU08	R	01	-	-		13663715, 13663716, 13663717, 13690838, 13690839, 13690840, 13697408, 13697409, 13697410, 13697411, 13697412 & 13697413	401819	END	END	RP			
07AU09	R	02	-	-		ALL PARTS - UPDATED PDM ATTRIBUTES	408567	JTZ	FKV	PGD			
25AU09	R	03	-	-		ALL PARTS - REVISED TOL (1 PLC) & NOTE #3 INSULATION CRIMP NOT TO EXCEED WAS Ø 4	408673	JTZ	FKV	PGD			
28OC09	R	04	-	-		ALL PARTS - ADDED LUBRICATION NOTE #4	409316	JTZ	FKV	PGD			
31MR10	R	05	-	-		13697411 - CABLE DIA WAS 2.89 - 3.67	410406	JAR	JAR	PGD			
11OC10	R	06	-	-		ALL PARTS - CORRECTED CABLE DIA RANGE COLUMN ON TAXI CHART	412207	JAR	JAR	GER			
10DE10	R	07	-	-		13697408 & 13697411 - CABLE DIA 1.4-2.15 WAS 1.4-1.87	412856	CBG	CBG	PGD			



CRIMPED TERMINAL AND CABLE ALIGNMENT



NOTES

- UNLESS OTHERWISE SPECIFIED AND/OR INDICATED:
DIMENSIONS ARE TO FACE OF VIEW SHOWN AND AUTOMATICALLY ROUNDED BY COMPUTER FOR INSPECTION (SEE MATH MODEL FOR PRECISE DIMENSIONS). FOR ALL OTHER DIMENSIONS NOT SHOWN BUT REQUIRED FOR TOOL BUILD, SEE MATH MODEL FOR PRECISE TOOL PATH DATA.
- MAXIMUM CURRENT CAPACITY IS TBD AMPS AT TBD °C AMBIENT TEMPERATURE.
- TERMINAL INSULATION CRIMP NOT TO EXCEED Ø 4.1
- TERMINAL MUST BE MADE BY APPLYING NYE 148G LUBE OIL OR EQUIVALENT (PREFERRED WITH A FLUORESCENT TRACE ADDED). AFTER STAMPING (OR FINAL PROCESS PRIOR TO SHIPPING), NYE 148G MUST BE PRESENT ON THE MATING INTERFACE AREA AND ON THE OUTSIDE SURFACE OF THE CORE CRIMP WINGS. THE RECOMMENDED APPLICATION METHOD RATE UTILIZES A QUANTITY OF 0.75 GALLONS MINIMUM PER 1 MILLION TERMINALS. ANY OTHER LUBRICANT MUST BE APPROVED BY DELPHI CONNECTION SYSTEMS PRODUCT ENGINEERING. THE NYE 148G OIL CAN ALSO BE APPLIED DURING THE STAMPING OPERATION AT A RATE OF 50% NYE 148G AND 50% FIN LUBE 177 (SUPPLIED BY PPG).

MATERIAL NOTES:

TERMINAL : COPPER ALLOY - 0.30 THK

PART NO	REV	N/P	STATUS	CONTACT PLATING	SIZE (MM ²)	I.D.	DIA ±0.08	MATING TERMINAL
13697413	01	AD	-	GOLD	2-3	13T	2.4-3.31	13697419
13697412	01	AD	-	GOLD	1-1.5	15T	1.8-2.45	13697418
13697411	01	AF	-	GOLD	0.5-0.8	19T	1.4-2.15	13697417
13697410	01	AD	-	NICKEL	2-3	13T	2.4-3.31	13697416
13697409	01	AD	-	NICKEL	1-1.5	15T	1.8-2.45	13697415
13697408	01	AE	-	NICKEL	0.5-0.8	19T	1.4-2.15	13697414
13690840	01	AD	-	GOLD	2-3	13	2.89-3.67	13690837
13690839	01	AD	-	GOLD	1-1.5	15	2.4-3	13690836
13690838	01	AD	-	GOLD	0.5-0.8	19	2-2.78	13690835
13663717	01	AD	-	NICKEL	2-3	13	2.89-3.67	13663720
13663716	01	AD	-	NICKEL	1-1.5	15	2.4-3	13663719
13663715	01	AD	-	NICKEL	0.5-0.8	19	2-2.78	13663718
				PLATED		CABLE		

4 PROCESS SENSITIVE DIMENSION	
DIMENSIONS ENCLOSED IN () INDICATE REFERENCE DIMENSIONS AND NO TOLERANCE LIMITS ARE ESTABLISHED	
DIMENSIONAL RANGE (MM)	CHART D
FROM 0	> 12
TO 12	> 12
TOLERANCE UNLESS OTHERWISE SPECIFIED	
±0.1	±0.2
ANGULAR TOLERANCE ±2°	

DWG TYPE: PART DRAWING

STYLE: D

VOLUME (C/P): DISTR CODE: D

UNLESS OTHERWISE SPECIFIED
THIS DOCUMENT IS IN ACCORDANCE WITH ASME Y14.5M-1994 AS MODIFIED BY THE GM GLOBAL DIMENSIONING AND TOLERANCING ADDENDUM - 1997. ALL GEOMETRIC TOLERANCES AND RELATED DATUMS APPLY RFS. RULE #1 (PERFECT FORM AT MMPI) DOES NOT APPLY WHEN RELATIONSHIP BETWEEN FEATURES IS ESTABLISHED BY ORIENTATION OR LOCATION TOLERANCES. SEPARATE POSITION CALLOUTS MAY BE GAGED SEPARATELY, REGARDLESS OF DATUM REFERENCE. ALL DIMENSIONS ARE IN MILLIMETERS

REFERENCE:

THIRD ANGLE PROJECTION

DO NOT SCALE

USE MATH DATA

NX

DELPHI

DELPHI PACKARD ELECTRICAL/ELECTRONIC ARCHITECTURE
WARREN, OH

DR	DATE
APVD1 E.NEAL DUNHAM	21AU08
APVD2 E.NEAL DUNHAM	21AU08
APVD3 R. POLENICK	21AU08
APVD4	
APVD5	

SUBSTANCES OF CONCERN AND RECYCLED CONTENT PER DELPHI 10949001

MATERIAL: SEE MATERIAL NOTE

DRAWING NAME: TAXI TERM M HES 1.6

DRAWING NUMBER: 13654420

SIZE	SCALE	FRAME NO	SHEET NO	STG	REV	N/P
A1	10:1	1 OF 1	1 OF 1	R	07	-