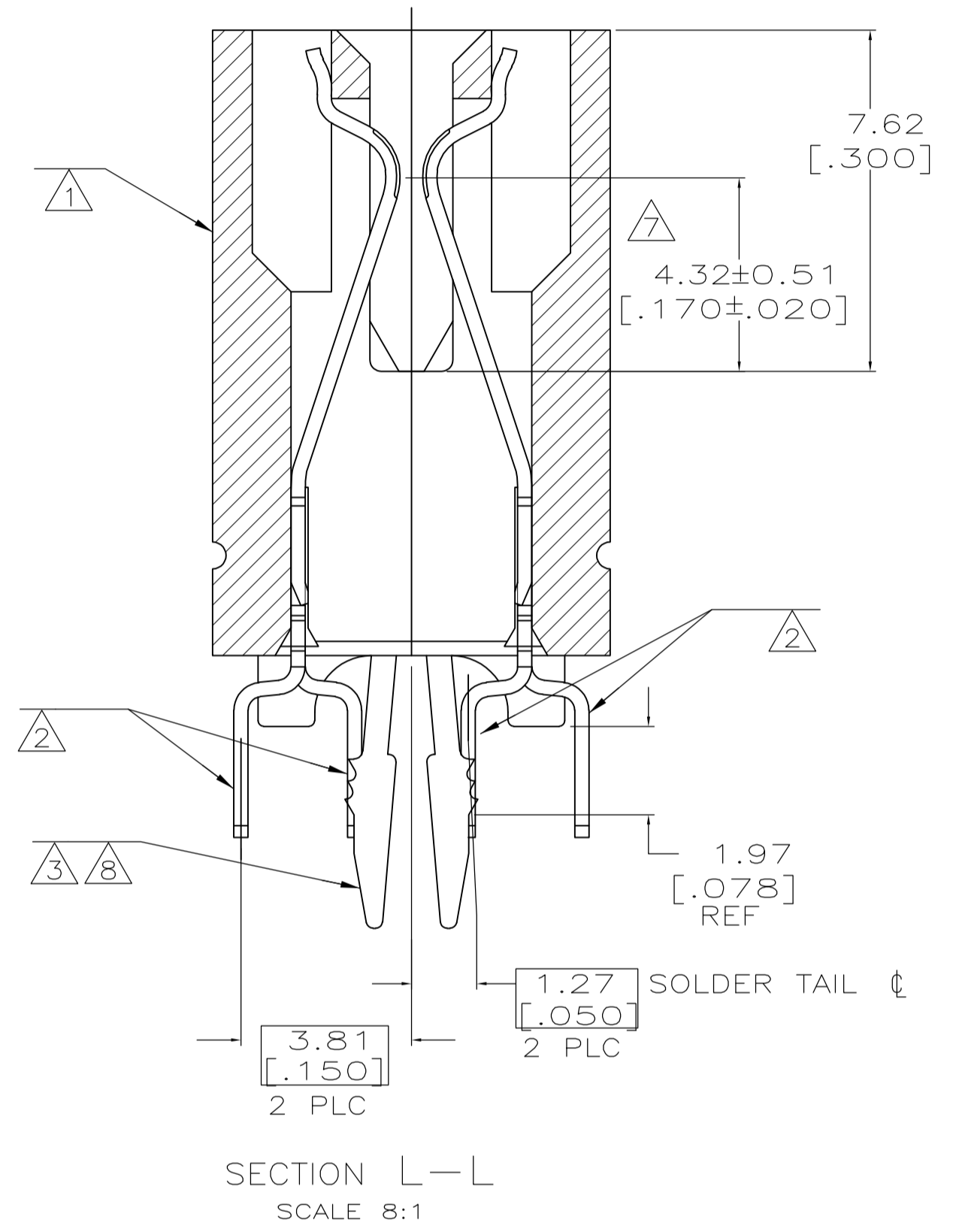
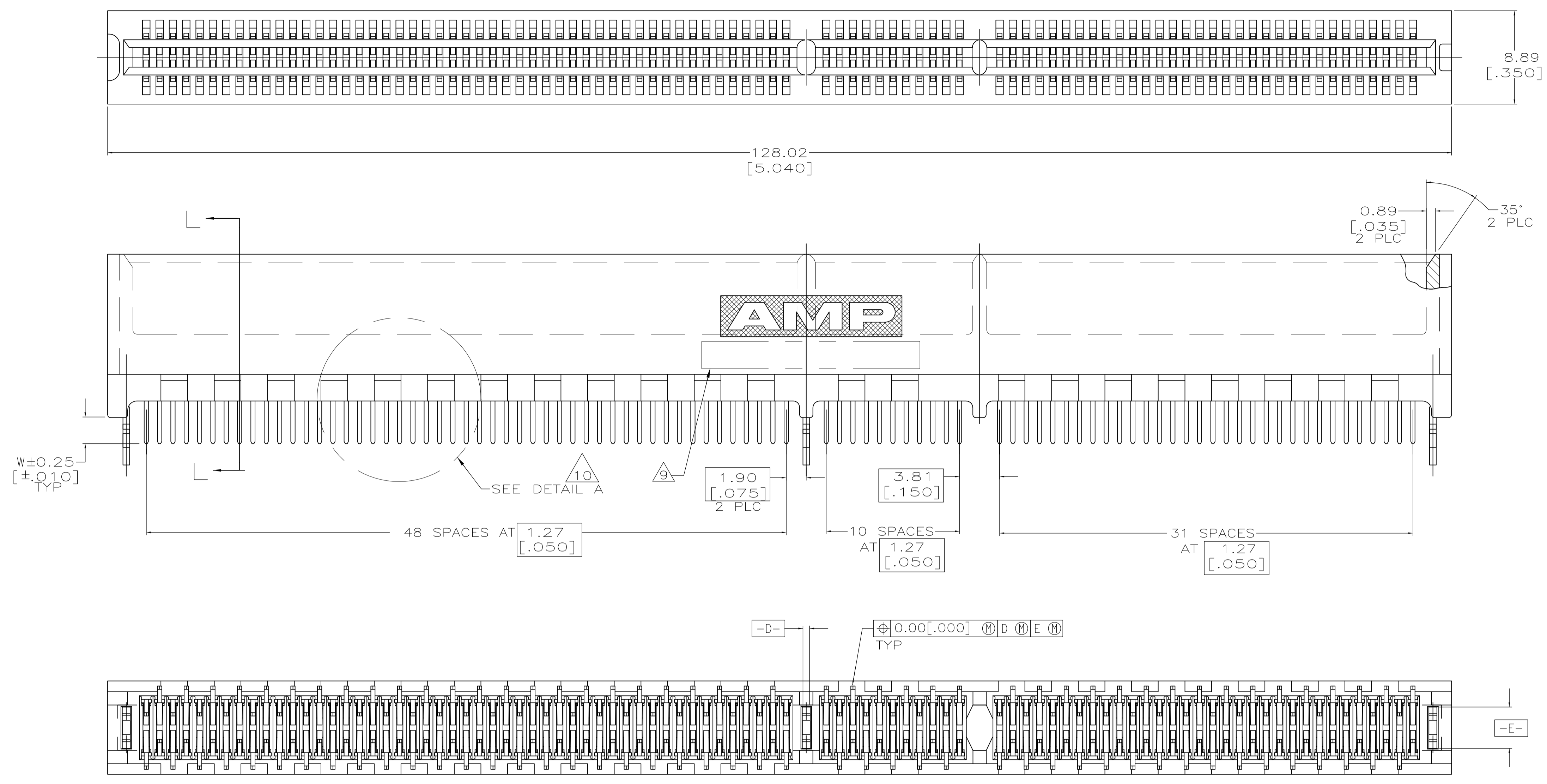
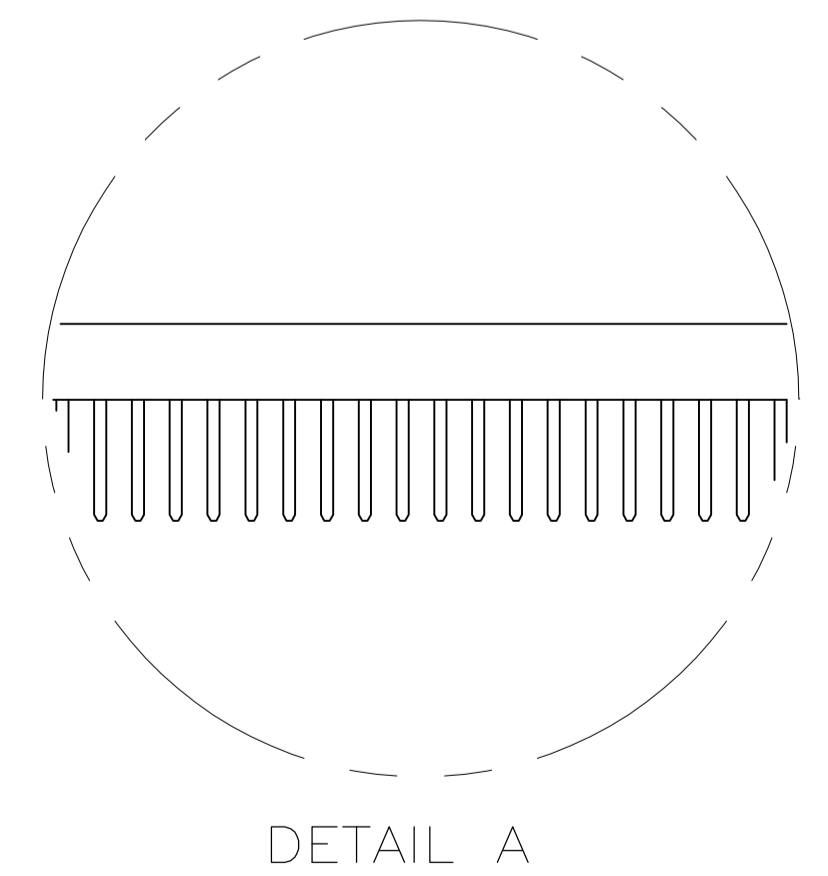


LOC	DIST	REVISIONS			
GP	00	REV	DESCRIPTION	DATE	BY
B		REVISED PER	0515-0085-05	10 MAY 05	AWF
B1		REVISED PER	ECO-10-000444	19JAN10	KK



SEE SHEET 2 FOR HOLE PATTERN



- 1 HOUSING: HIGH TEMPERATURE THERMOPLASTIC. COLOR - NATURAL
- 2 CONTACT: PHOSPHOR BRONZE.
- 3 METAL HOLD DOWN: BRASS
- 4 CONTACT FINISH: .001269 [.000050] MIN NICKEL ALL OVER. GOLD FLASH OVER NICKEL IN CONTACT AREA. .002537 [.000100] MIN MATTE TIN OVER NICKEL ON SOLDER TAILS.
- 5 CONTACT FINISH: .001269 [.000050] MIN NICKEL ALL OVER. .000375 [.000015] GOLD OVER NICKEL IN CONTACT AREA. .002537 [.000100] MIN MATTE TIN OVER NICKEL ON SOLDER TAILS.
- 6 CONTACT FINISH: .001269 [.000050] MIN NICKEL ALL OVER. .000757 [.000030] GOLD OVER NICKEL IN CONTACT AREA. .002537 [.000100] MIN MATTE TIN OVER NICKEL ON SOLDER TAILS.
- 7 DISTANCE FROM CONTACT POINT TO BOTTOM OF CARD SLOT.
- 8 METAL HOLD DOWN FINISH: .001269 [.000050] MIN NICKEL ALL OVER, .003809 [.000150] MIN MATTE TIN ALL OVER.
- 9 AMP PART NUMBER, DATE CODE AND CSA LOGO MARKED IN APPROXIMATE LOCATION SHOWN.
- 10 CORED OR SOLID SIDE WALLS ARE AT DISCRETION OF AMP INCORPORATED.
- 11 OBSOLETE PARTS: OBSOLETE CIS STREAMLINING PER D.RENAUD/D.SINISI

3.56 [.140]	1-5145169-2
3.18 [.125]	5145169-8
2.54 [.100]	5145169-4
2.54 [.100]	5145169-2
2.54 [.100]	5145169-1

W FINISH PART NUMBER

THIS DRAWING IS A CONTROLLED DOCUMENT.

DIMENSIONS: mm	TOLERANCES UNLESS OTHERWISE SPECIFIED:	0 PLC ± -	1 PLC ± -	2 PLC ± .01	3 PLC ± .005	4 PLC ± -	ANGLES ± °
----------------	--	-----------	-----------	-------------	--------------	-----------	------------

AL FRANTUM 06 MAY 05
 AL FRANTUM 06 MAY 05

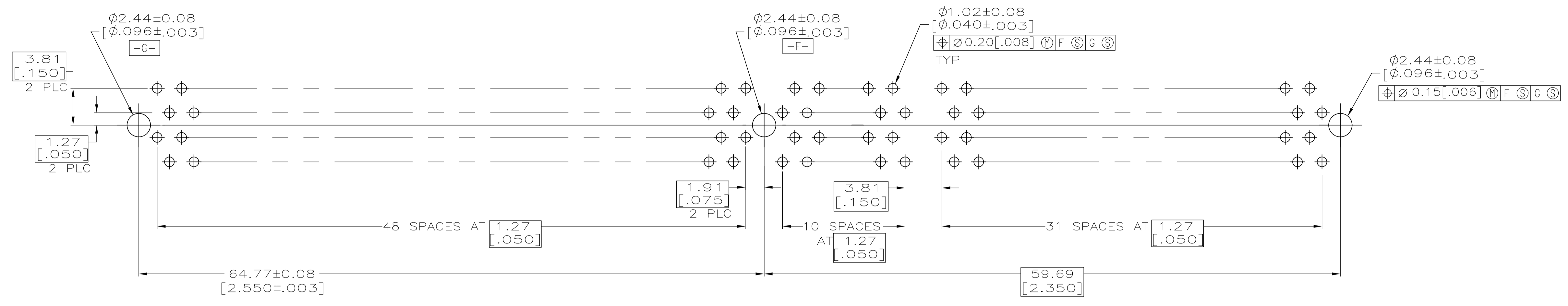
PRODUCT SPEC: 108-14034
 APPLICATION SPEC: 114-26012

WEIGHT: -
 SIZE: A1
 CAGE CODE: 00779
 DRAWING NO: 5145169

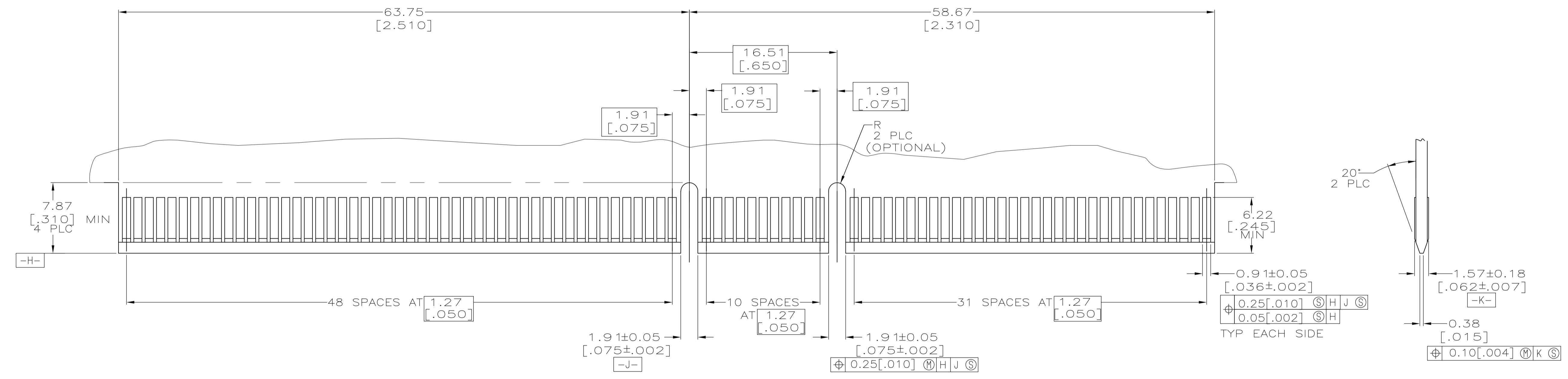
TYCO ELECTRONICS CORPORATION
 Harrisburg, Pa 17105-3608

CONNECTOR ASSEMBLY,
 92 DUAL POSITION,
 .050 SERIES, STANDARD EDGE

CUSTOMER DRAWING SCALE 4:1 SHEET 1 OF 2 REV B1



RECOMMENDED CONNECTOR MOUNTING HOLE PATTERN
(CONNECTOR SIDE SHOWN)



RECOMMENDED MATING BOARD EDGE CONFIGURATION

THIS DRAWING IS A CONTROLLED DOCUMENT.		DWN AL FRANTUM 06 MAY 05 CHK AL FRANTUM 06 MAY 05 APVD	Tyco Electronics Corporation Harrisburg, Pa 17105-3608
DIMENSIONS: mm	TOLERANCES UNLESS OTHERWISE SPECIFIED: 0 PLC ± - 1 PLC ± - 2 PLC ± .01 3 PLC ± .005 4 PLC ± - ± Z ANGLES ± - ± Z	PRODUCT SPEC 108-14034 APPLICATION SPEC 114-26012	NAME CONNECTOR ASSEMBLY, 92 DUAL POSITION, .050 SERIES, STANDARD EDGE SIZE CAGE CODE DRAWING NO. RESTRICTED TO A1 00779 C=5145169 - WEIGHT CUSTOMER DRAWING SCALE 4:1 SHEET 2 OF 2 REV B1

X-ON Electronics

Largest Supplier of Electrical and Electronic Components

Click to view similar products for [Standard Card Edge Connectors](#) category:

Click to view products by [TE Connectivity](#) manufacturer:

Other Similar products are found below :

[6565204-6](#) [PKC-156](#) [1437274-4](#) [147889-1](#) [1489165-4](#) [EBT156-12B1X](#) [EBT15622B2X](#) [EBT156-22R2W](#) [1-582587-1](#) [1-582589-1](#) [2-6437275-9](#) [284-0102-12100](#) [306022901000000](#) [307-012-502-202](#) [307-024-526-201](#) [307-056-520-300](#) [307-080-526-208](#) [245-062-520-350](#) [287-0032-12101](#) [306-010-500-112](#) [306-028-525-102](#) [306-240-318](#) [307-036-502-202](#) [307-036-521-301](#) [307-072-526-202](#) [345-060-559-303](#) [368-004-520-201](#) [392-008-559-201](#) [534671-1](#) [5-530501-5](#) [341-240-317](#) [345-029-520-300](#) [345-030-500-301](#) [345-044-500-300](#) [345-220-058](#) [346-240-318](#) [357-030-526-201](#) [387-012-523-300](#) [395-044-520-300](#) [395-100-524-300](#) [50-12B-10](#) [50-6SN-5](#) [09-07-2032](#) [10035388-106LF](#) [10035388-802LF](#) [10122859-009LF](#) [10127905-B04B24BLF](#) [530555-1](#) [EBT156-15A2X](#) [2007209-1](#)