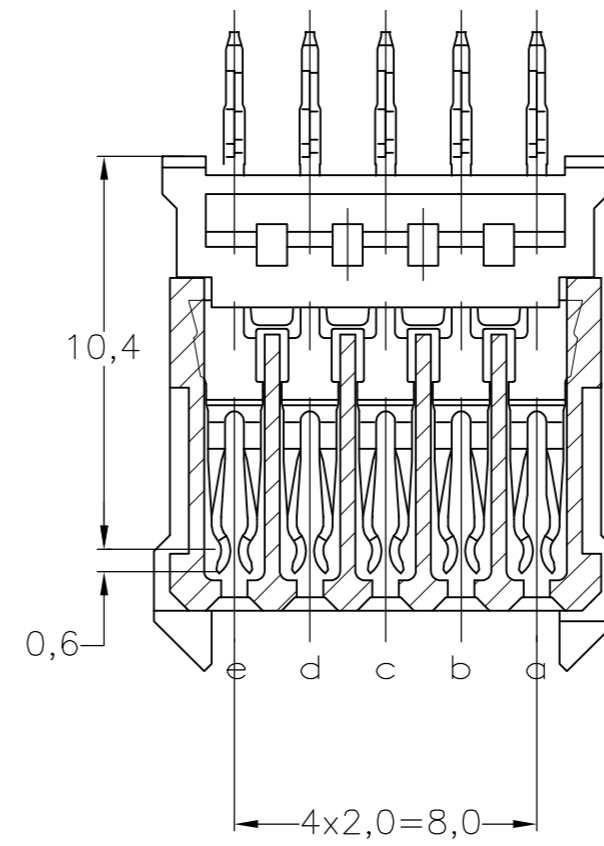
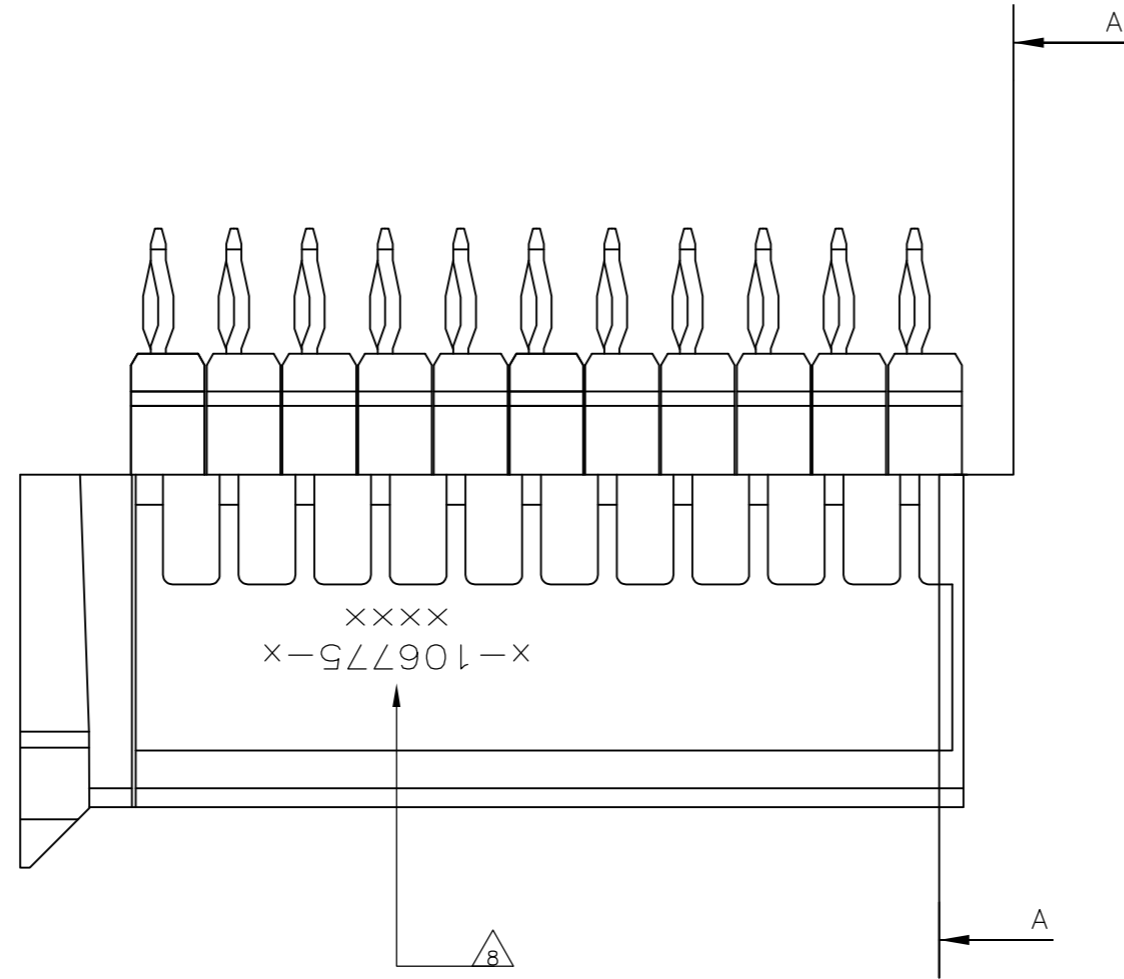
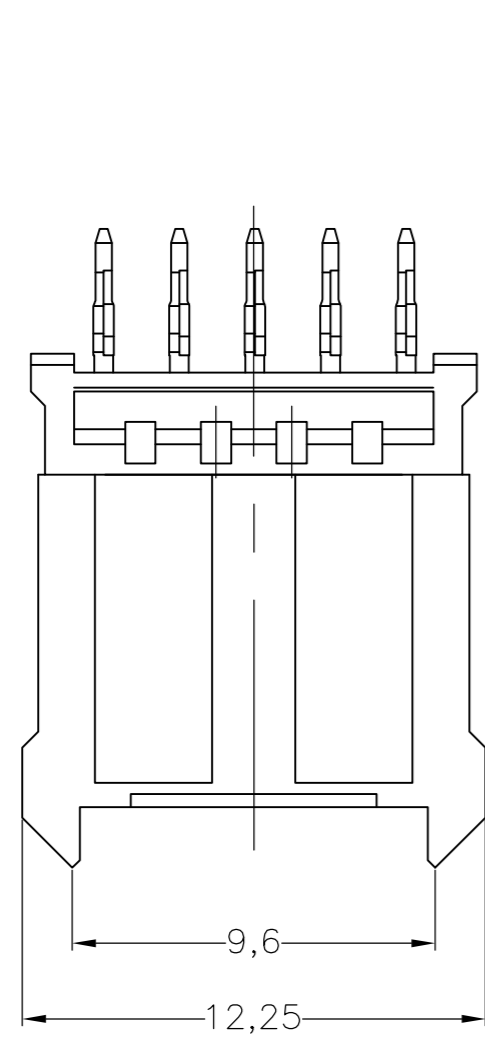
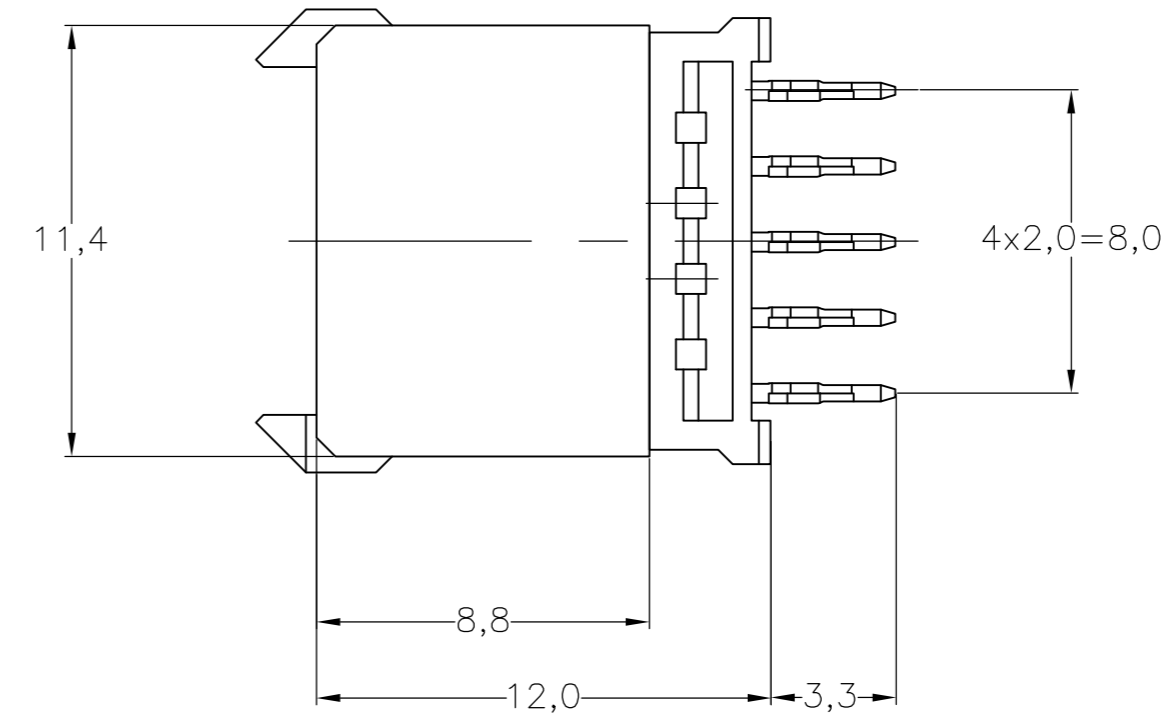
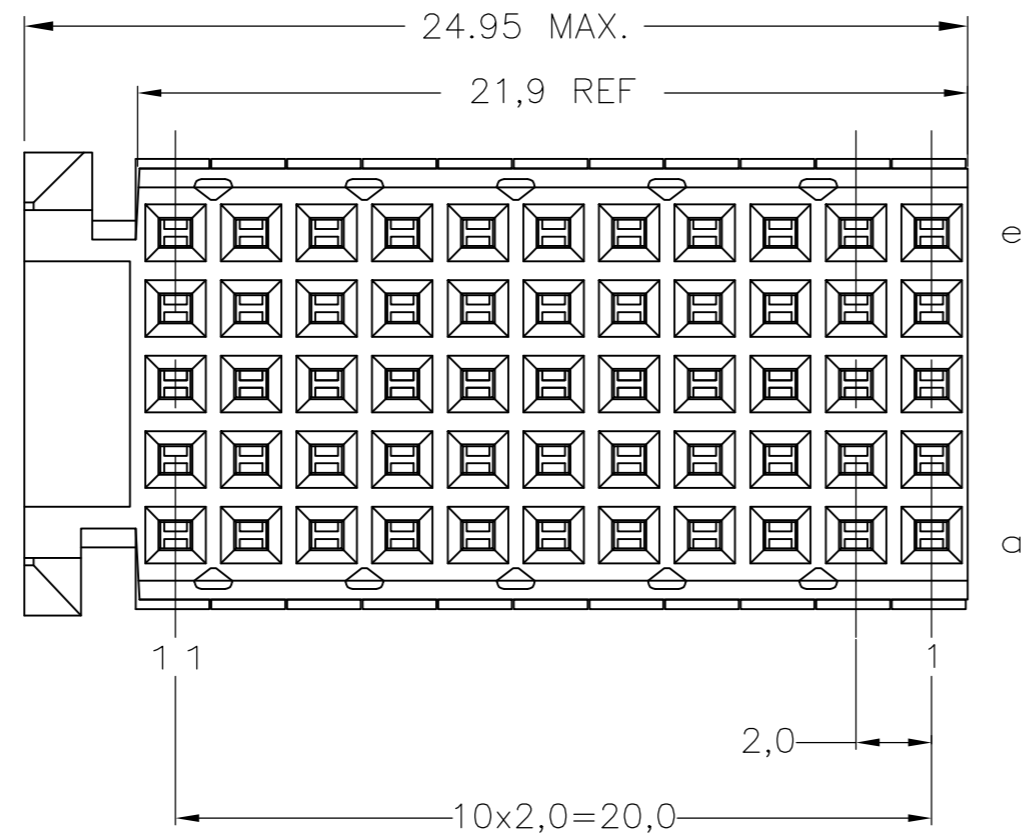


THIS DRAWING IS UNPUBLISHED. RELEASED FOR PUBLICATION  
 © COPYRIGHT - By - ALL RIGHTS RESERVED.

LOC		DIST		REVISIONS			
P	LTR	DESCRIPTION	DATE	DWN	APVD		
N		REVISED PER ECO-11-008643	26MAR11	RC	CW		
P		ECO-11-024491	13DEC11	SY	MQW		
R		ECR-12-009867	25NOV12	SY	AC		

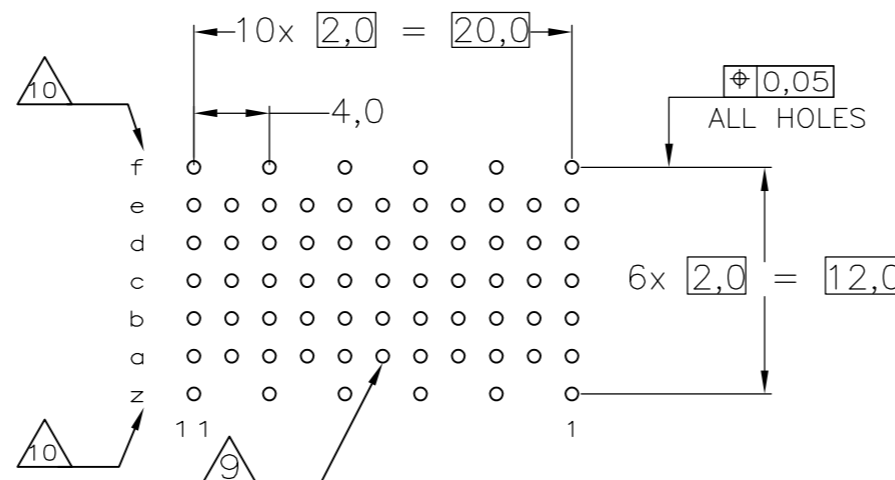


SECTION A-A



NOTES:

- 1 MATERIAL CONTACT: PHOSPHORBRONZE  
MATERIAL HOUSING: GLASSFILLED POLYESTER  
UL-RATING 94V0 (GRAY)
- 2 GENERAL PLATING SPECIFICATION: UNDERPLATING (ENTIRE CONTACT): 1,27µm  
NICKEL MIN. AND ACTION PIN: 0,5µm TIN-LEAD MIN.  
FOR PLATING OF MATING SURFACES SEE APPLICABLE SPECIFICATION REFERENCE  
FOR EACH DASH NUMBER.
- 3 CONFORMS TO ALL TESTING ACCORDING IEC 61076-4-101 PERFORMANCE  
LEVEL 2.
- 4 CONFORMS TO ALL TESTING ACCORDING IEC 61076-4-101 PERFORMANCE  
LEVEL 1.
- 5 CONNECTOR TESTED AND QUALIFIED AGAINST TELCORDIA GR-1217-CORE  
QUALITY LEVEL III, CENTRAL OFFICE APPLICATIONS.
- 6 CONNECTOR TESTED AND QUALIFIED AGAINST TELCORDIA GR-1217-CORE  
QUALITY LEVEL III, UNCONTROLLED ENVIRONMENT APPLICATIONS.
- 7 CONNECTOR LUBRICATED WITH TELCORDIA APPROVED LUBRICANT.
- 8 CONNECTOR PRINTED WITH PARTNUMBER AND DATECODE.
- 9 PLATED-THROUGH HOLES AT 2x2mm SQUARE GRID (55 HOLES).
- 10 HOLES IN ROW f AND z FOR POSSIBLE FUTURE USE OF  
GROUND RETURN SHIELD. (SHIELDS NOT YET TOOLED)
- 11 0.76µm MIN COLD PLATING AT MATING SURFACES



COMPONENT SIDE AS SHOWN  
RECOMMENDED PCB-HOLE LAY-OUT

P.C.B. HOLE DIM. ACTION PIN  
FOR DETAILS SEE  
APPLICATION SPECIFICATION

SCALE 2,5:1

FINISH	MATERIAL	PARTNUMBER
233	1	3-106775-1
263	1	1-106775-9
233	1	106775-9
234	1	106775-4
23	1	106775-1

THIS DRAWING IS A CONTROLLED DOCUMENT.

DIMENSIONS: mm	TOLERANCES UNLESS OTHERWISE SPECIFIED:	DWN L.V.D.HEIJDEN 14APR97	CHK D.TRUREN 14APR97	APVD F.V.KONINGSBRUGGE	NAME
0 PLC ± -	1 PLC ± -	2 PLC ± -	3 PLC ± ± ±0.2	4 PLC ± -	ANGLES ± -
MATERIAL		FINISH		WEIGHT	

108-19082  
APPLICATION SPEC  
114-19029

TE Connectivity  
Z-PACK 2MM HM TYPE C  
55 POS. VERTICAL FEMALE  
CONNECTOR ASSEMBLY

SIZE A2	CAGE CODE 00779	DRAWING NO C=106775	RESTRICTED TO
------------	--------------------	------------------------	---------------

CUSTOMER DRAWING SCALE NTS SHEET 1 OF 1 REV R

## X-ON Electronics

Largest Supplier of Electrical and Electronic Components

*Click to view similar products for [Hard Metric Connectors](#) category:*

*Click to view products by [TE Connectivity](#) manufacturer:*

Other Similar products are found below :

[10146110-VR5C](#) [6345127-1](#) [646916-9](#) [6469658-1](#) [853016](#) [973108](#) [1-2000713-0](#) [1-2000713-2](#) [1-2000713-3](#) [120646-1](#) [134187](#) [1645343-1](#)  
[1645456-1](#) [1645564-3](#) [1645594-1](#) [1645601-1](#) [1934822-1](#) [2000829-2](#) [2000985-2](#) [223085-1](#) [278071110010833](#) [1645179-1](#) [1645245-1](#)  
[1645457-1](#) [1645525-1](#) [1645570-1](#) [1645596-1](#) [17-8072-125-000-863+](#) [1857470-1](#) [1934275-1](#) [1934289-1](#) [1934759-1](#) [2000670-2](#) [2000673-1](#)  
[2000843-2](#) [2000984-2](#) [204975](#) [2170292-2](#) [2-536642-6](#) [3-100668-0](#) [3-106015-1](#) [352188-1](#) [352629-1](#) [3-646346-0](#) [3-646356-0](#) [3-646457-0](#) [3-646529-0](#) [3-646530-0](#) [5120823-1](#) [5120899-1](#)