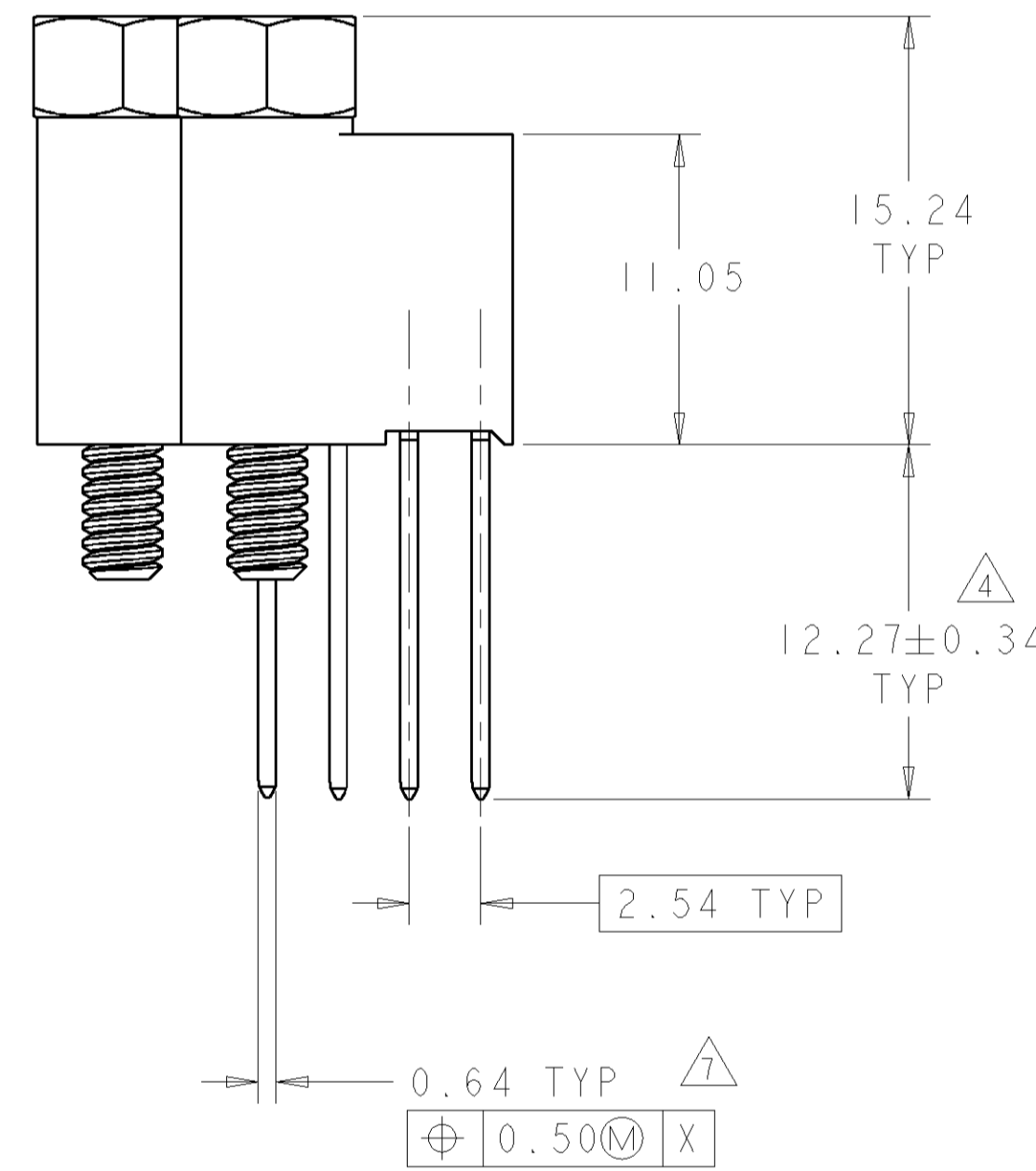
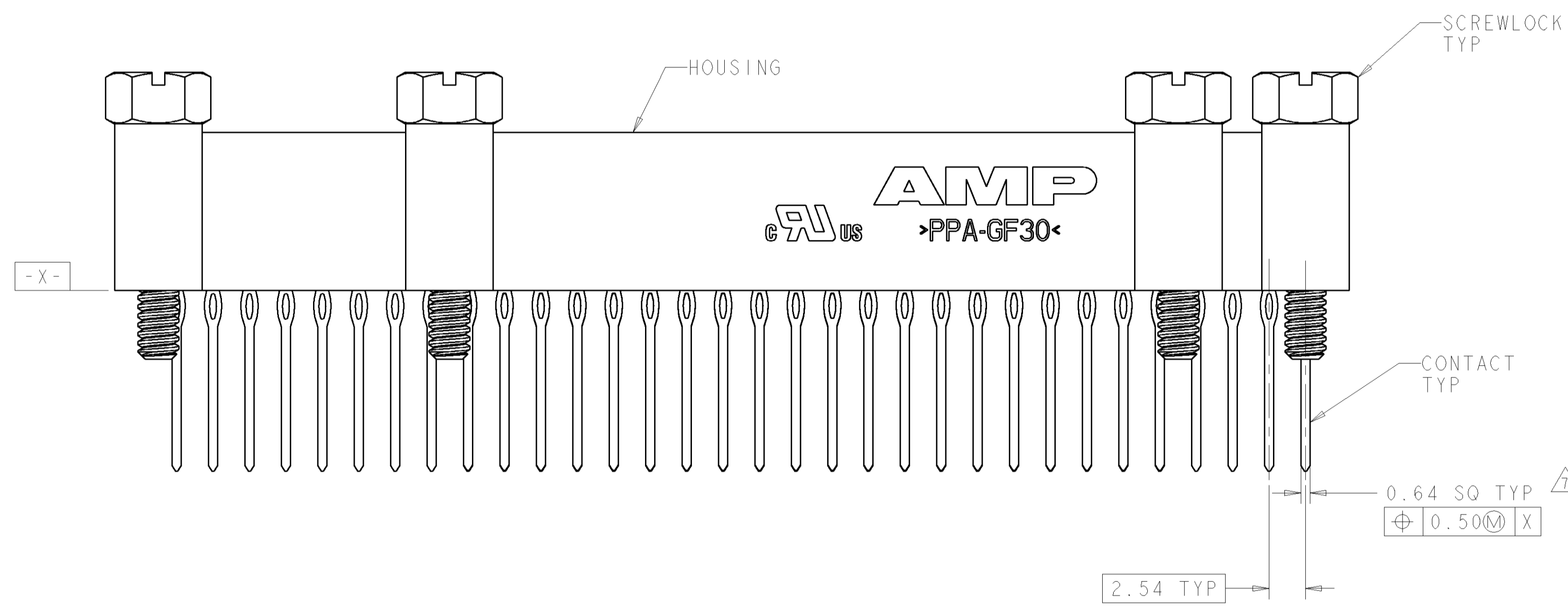
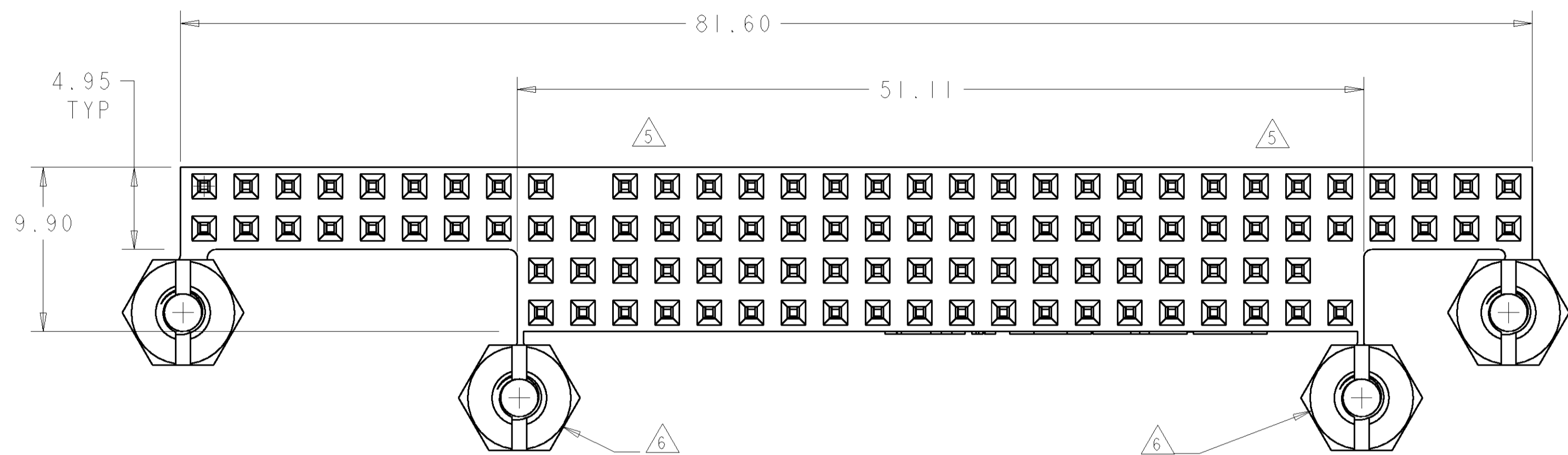
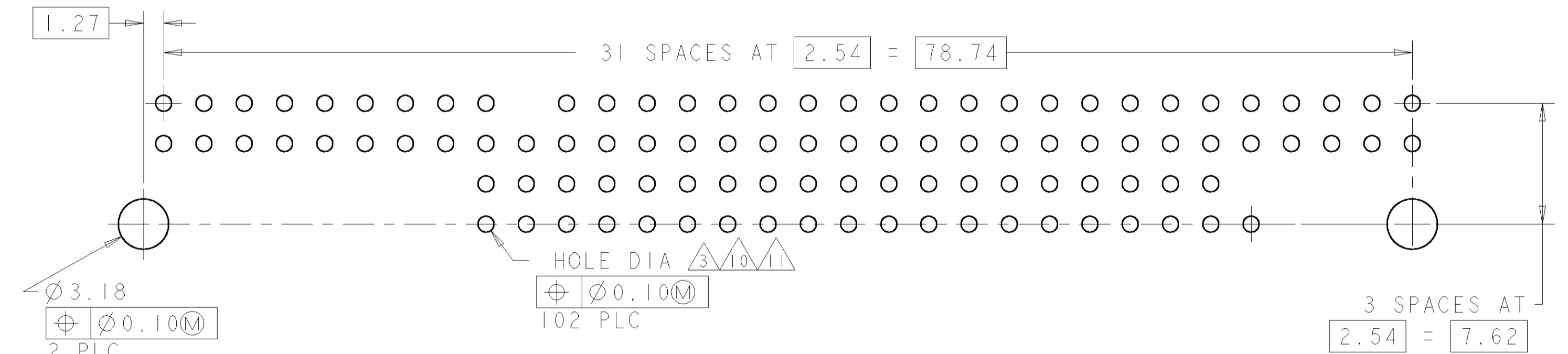



LOC		DIST		REVISIONS			
AD	00	P	LTR	DESCRIPTION	DATE	DWN	APVD
		D		063C-0184-05	31AUG2005	RB	JO
		E		ECO-06-7871	28SEP2006	MB	JO
		F		ECO-07-006955	09APR2007	RB	JO



- △ HOUSING: HIGH TEMPERATURE, GLASS FILLED NYLON, COLOR: BLACK.  
CONTACTS: PHOSPHOR BRONZE.  
SCREWLOCKS: STEEL.
- △ CONTACTS: 0.00038 MIN GOLD ON MATING RECEPTACLE END, 0.00013 MIN GOLD ON REMAINDER, ALL OVER 0.00127 NICKEL.  
SCREWLOCKS: CLEAR CHROMATE OVER ZINC.
- △ PCB HOLE RECOMMENDATIONS:  
A. DRILL HOLE DIAMETER TO BE 1.15±0.02.  
B. PLATING TO BE 0.005 MIN TIN-LEAD OVER 0.025-0.075 COPPER.  
C. RECOMMENDED FINISH HOLE SIZE IS 1.03±0.08.
- △ DIMENSION AFTER SEATING TO PCB.
- △ NO CONTACT IN THIS POSITION, FOR PART NUMBER 1375791-1 & -3, ONLY
- △ BREAK-AWAY SCREWLOCK/STANDOFF.
- △ POSITION TOLERANCE APPLIES AFTER CONNECTOR IS PRESSED ONTO PC BOARD.
- △ CONTACTS: 0.00038 MIN GOLD ON MATING RECEPTACLE END, 0.00254-0.00508 MATTE TIN ON COMPLIANT AREA, 0.000130 MIN GOLD ON REMAINDER, ALL OVER 30:0.00127 NICKEL.  
SCREWLOCKS: CLEAR CHROMATE OVER ZINC.)
- △ TO BE USED ON SILVER IMMERSION PLATED PCB'S (NOTE 10).
- △ PCB HOLE RECOMMENDATIONS FOR SILVER IMMERSION PLATING:  
A. DRILL HOLE DIAMETER TO BE 1.20±0.02.  
B. PLATING TO BE 0.0001524-0.0004064 SILVER OVER 0.0508±0.0254 COPPER.  
C. RECOMMENDED FINISH HOLE SIZE IS 1.10-1.19.
- △ PCB HOLE RECOMMENDATIONS FOR ENIG PLATING:  
A. DRILL HOLE DIAMETER TO BE 1.20±0.02.  
B. PLATING TO BE 0.000051-0.000127 GOLD OVER 0.00305-0.00610 NICKEL ALL OVER 0.0508±0.0254 COPPER.  
C. RECOMMENDED FINISH HOLE SIZE IS 1.10-1.19.
- △ TO BE USED ON STANDARD PCB (NOTE 3) OR ENIG PLATED PCB (NOTE 11).



RECOMMENDED PCB LAYOUT FOR 1375791-1 & -3



RECOMMENDED PCB LAYOUT FOR 1375791-2 & -4

FINISH	KEYED CIRCUITS	PART NO
△ 9	NO	1375791-4
△ 9	YES △ 5	1375791-3
△ 12	NO	1375791-2
△ 12	YES △ 5	1375791-1

DIMENSIONS:		TOLERANCES UNLESS OTHERWISE SPECIFIED:		DWN: W.G. LENKER 02JUN2000		Tyco Electronics	
mm		0 PLC ±		ENR: L.BREKOSKY 15JAN2001		Harrisburg, PA 17105-3608	
Ø		1 PLC ±0.13		APVD: J. OLSON 13JUN2001		NAME: ASSEMBLY, PC/104, STACKTHROUGH CONTACTS, 4 STANDOFFS PRESS FIT	
FINISH		4 PLC ±		PRODUCT SPEC: 108-1956		SIZE: CAGE CODE: DRAWING NO: RESTRICTED TO	
ANGLE		3 PLC ±		APPLICATION SPEC: 114-13021		A   00779   C=1375791	
MATERIAL		2 PLC ±		WEIGHT: -		CUSTOMER DRAWING	
SCALE: 4:1		SHEET 1 OF 1		REV F			

## X-ON Electronics

Largest Supplier of Electrical and Electronic Components

*Click to view similar products for [PC / 104 Connectors](#) category:*

*Click to view products by [TE Connectivity](#) manufacturer:*

Other Similar products are found below :

[ESQ-105-33-G-S-LL](#) [1375965-1](#) [ESW-103-33-G-D](#) [ESQ-110-38-G-S](#) [ESQ-107-33-G-D](#) [ESQ-103-24-T-D](#) [ESQ-102-24-T-D](#) [1445441-1](#)  
[M20-6162005](#) [4P01-2D02-DA](#) [4P02-2A02-DA](#) [10153301-32111LF](#) [10153301-20111LF](#) [10153301-20211LF](#) [10153301-32211LF](#) [10153302-32111LF](#) [10153302-20111LF](#) [10153302-20211LF](#) [10153302-32211LF](#) [10153303-30111LF](#) [10153304-30211LF](#) [10153305-30211LF](#) [ESQ-104-23-T-D](#) [M20-6102045](#) [M20-6103245](#) [M20-6112045](#) [M20-6152005](#) [M20-6153205](#) [M20-6163205](#) [M22-6023042](#) [M22-6033042](#) [M22-6043098](#) [M20-6113245](#) [1375791-1](#) [1375791-2](#) [1375794-1](#) [1375796-2](#) [RM322-0802012900](#) [ESQ-103-23-T-S](#) [ESQ-105-23-G-S](#) [ESQ-106-23-G-S-LL](#) [ESQ-106-34-G-D](#) [ESQ-107-14-T-D](#) [ESQ-107-23-G-D](#) [ESQ-110-12-G-T](#) [ESQ-110-34-G-S](#) [ESQ-111-23-G-D](#) [ESQ-112-12-S-D](#)  
[ESQ-116-14-G-D](#) [ESQ-116-14-T-D](#)