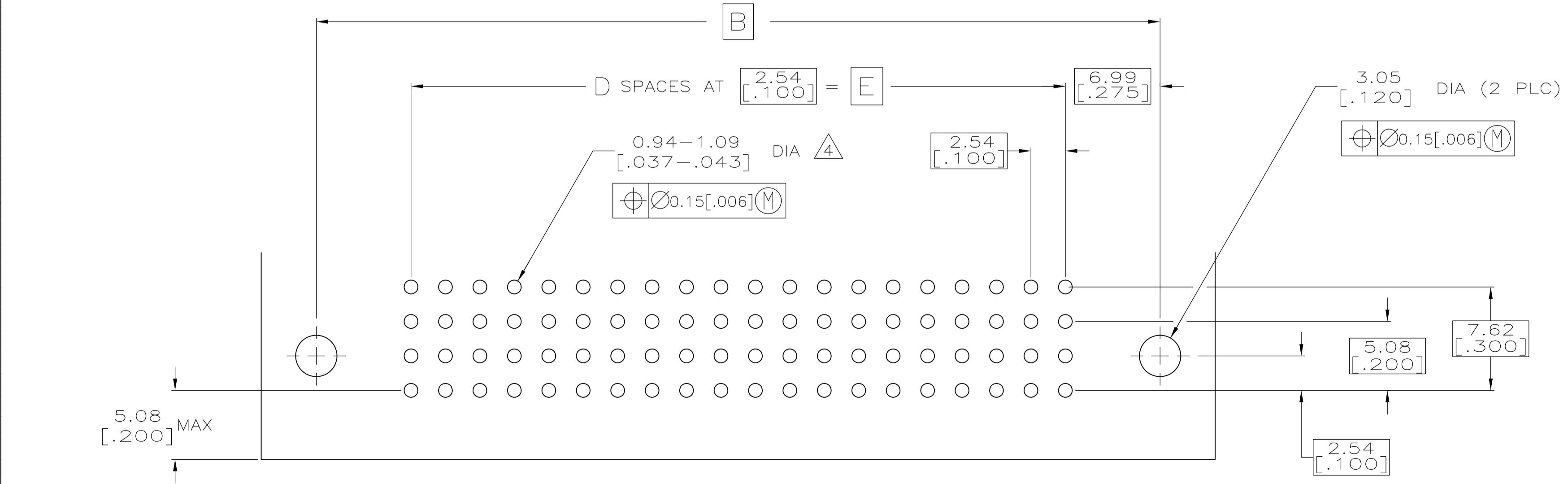
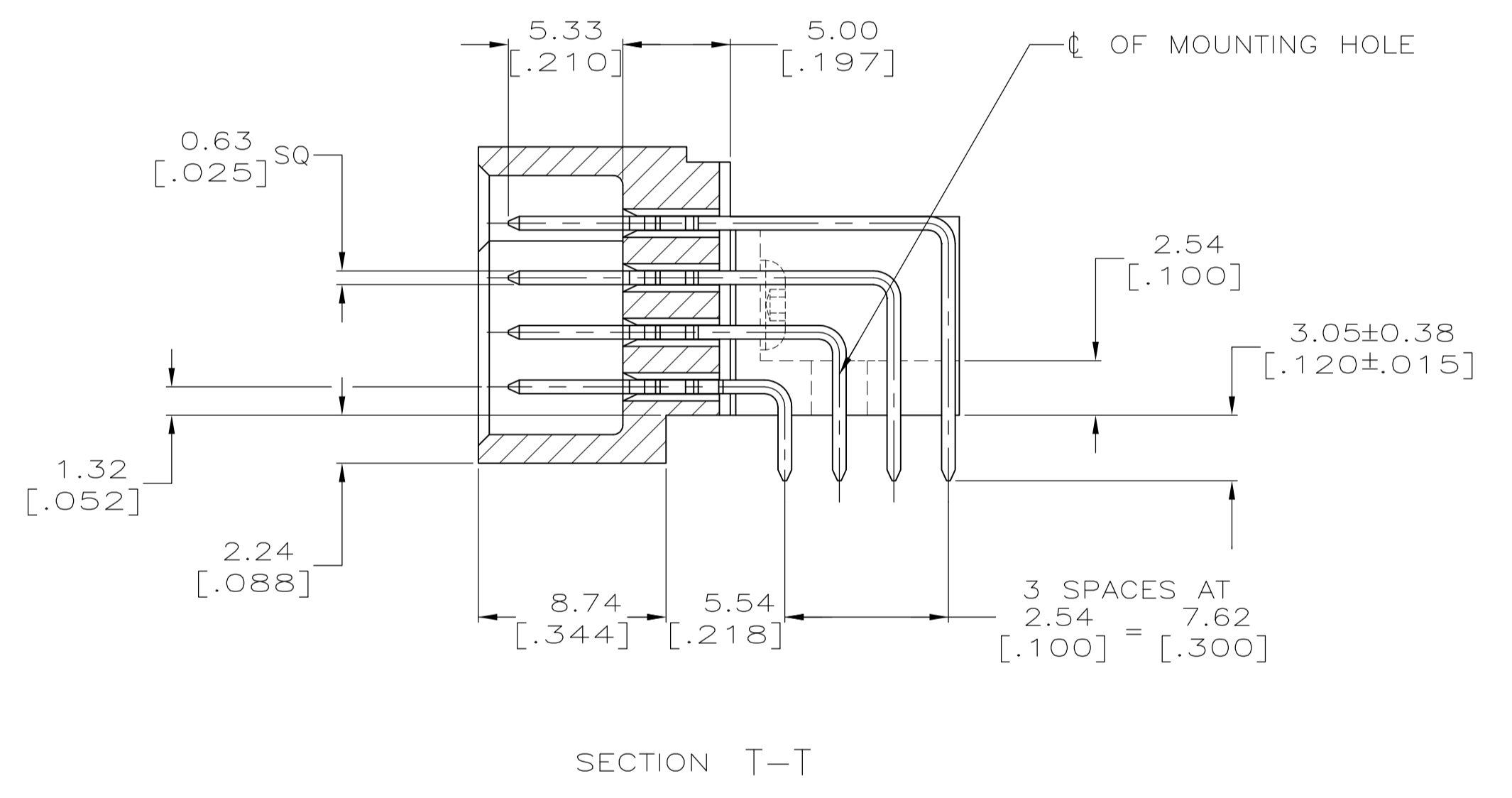
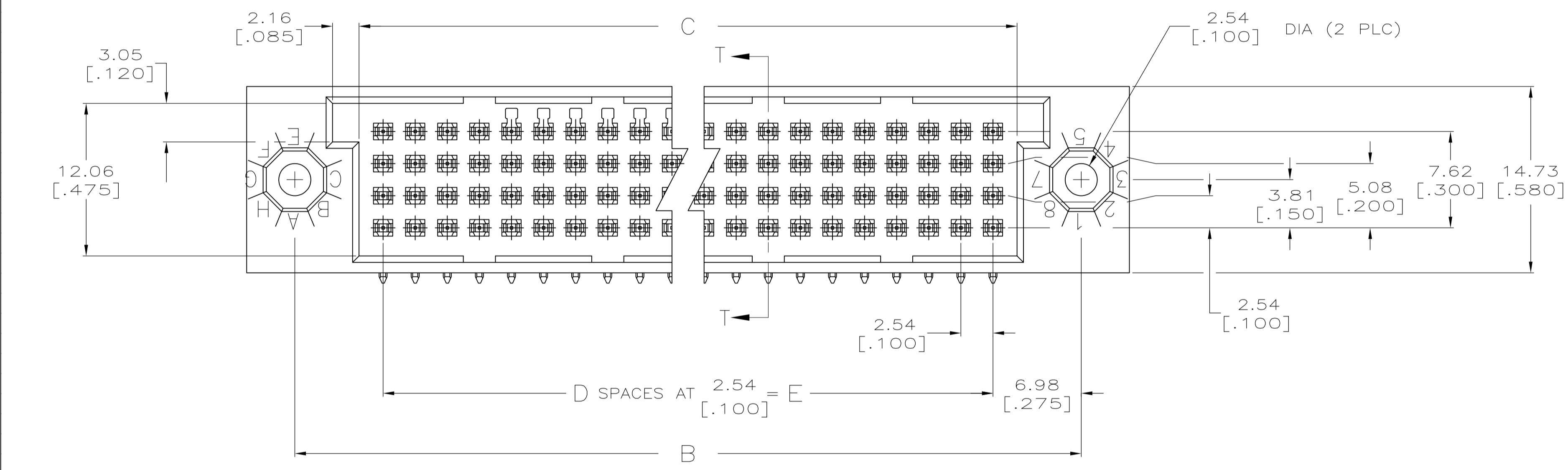
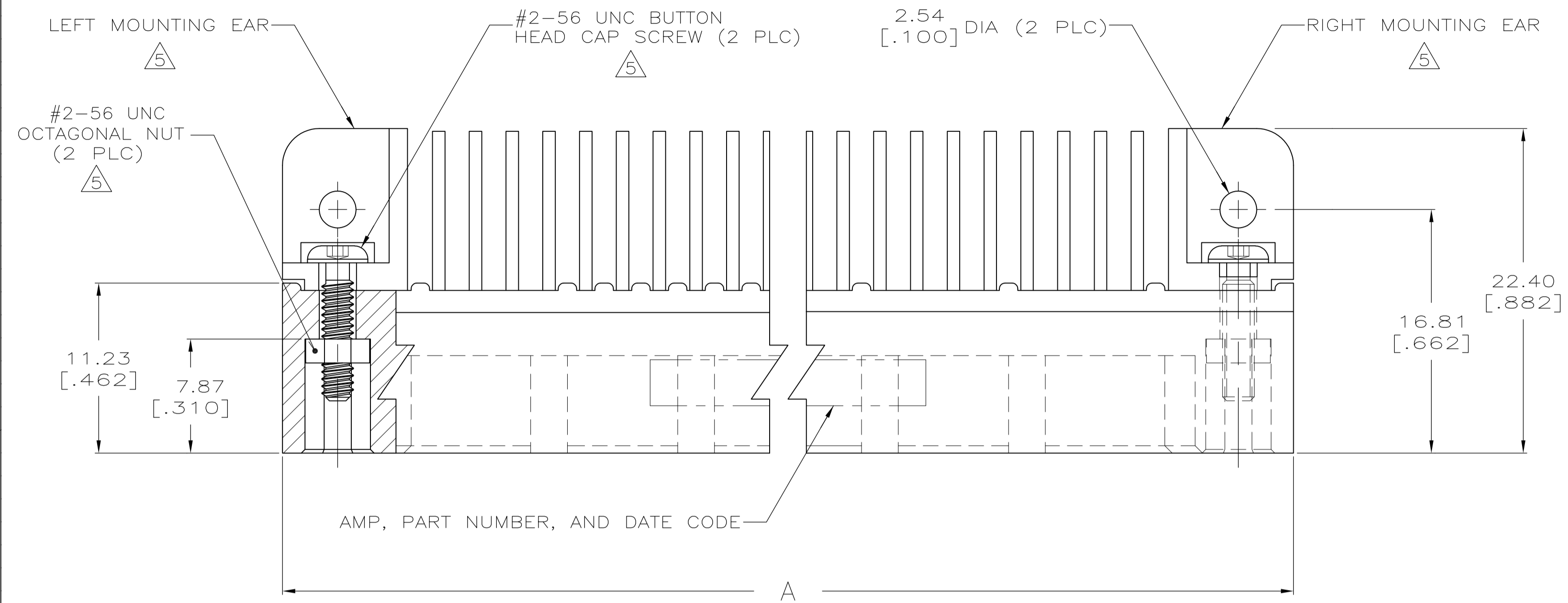


REVISIONS				
P	LTR	DESCRIPTION	DATE	APPD
A		REVISED PER ECO-15-015252	16NOV15	BJ FY



RECOMMENDED P.C. BOARD LAYOUT

THIS DRAWING IS A CONTROLLED DOCUMENT.		DIN J. POLIGNONE 03MAR05	TE Connectivity
DIMENSIONS: mm [INCHES]		CHK A. SHARPE 01/22/92	
TOLERANCES UNLESS OTHERWISE SPECIFIED:		APPD A. SHARPE 03MAR05	NAME ASSEMBLY, PIN, RIGHT ANGLE, HDI, LEAD-FREE, 4 ROW, WITHOUT GUIDES, 3.05[.120] SOLDER POSTS
0 PLC ± - 1 PLC ± - 2 PLC ± - 3 PLC ± 0.13 [.005] 4 PLC ± - ANGLES ± -		APPLICATION SPEC	SIZE A1
MATERIAL		FINISH	WEIGHT
CUSTOMER DRAWING		SCALE 4:1	SHEET 1 OF 2 REV A

REVISIONS					
P	LTR	DESCRIPTION	DATE	DMN	APVD
-		SEE SHEET 1	-	-	-

- ① HOUSING MATERIAL: THERMOPLASTIC.
- ② CONTACT MATERIAL: COPPER ALLOY.
- ③ FINISH:  
MATING AREA; MEETS THE PERFORMANCE REQUIREMENTS OF PRODUCT SPECIFICATION 108-9063; BASED ON TELCORDIA DR-1217-CORE APPLICATIONS IN UNCONTROLLED ENVIRONMENTS.  
TIN PLATED SOLDER TAILS.
- ④ RIGHT ANGLE PIN RECOMMENDED P.C. BOARD HOLE SIZES ARE 0.94-1.09 [.037-.043]; RECOMMENDED PAD DIA IS 1.52 [.060].
- ⑤ MOUNTING EARS AND HARDWARE PURCHASED SEPARATELY, KIT PART NUMBER 533050-1.
- ⑥ HOUSINGS WITH CENTER MOUNTING ARE RECOMMENDED FOR ASSEMBLIES WITH 75 CONTACTS PER ROW OR MORE.
- ⑦ OBSOLETE PARTS: OBSOLETE CIS STREAMLINING PER D.RENAUD/D.SINISI

E	D	C	B	A	POSN	PART NUMBER
⑥⑦ OBSOLETE	187.96 [7.400]	74	191.77 [7.550]	201.93 [7.950]	209.55 [8.250]	300 <del>1-5533286-2</del>
	149.86 [5.900]	59	153.67 [6.050]	163.83 [6.450]	171.45 [6.750]	5533286-9
	111.76 [4.400]	44	115.57 [4.550]	125.73 [4.950]	133.35 [5.250]	5533286-6
	99.06 [3.900]	39	102.87 [4.050]	113.03 [4.450]	120.65 [4.750]	5533286-5
	78.74 [3.100]	31	82.55 [3.250]	92.71 [3.650]	100.33 [3.950]	5533286-3
	73.66 [2.900]	29	77.47 [3.050]	87.63 [3.450]	95.25 [3.750]	5533286-2
	60.96 [2.400]	24	64.77 [2.550]	74.93 [2.950]	82.55 [3.250]	5533286-1

THIS DRAWING IS A CONTROLLED DOCUMENT.		DIN J. POLIGNONE 03MAR05	<b>STE</b> TE Connectivity	
DIMENSIONS: mm [INCHES]		CIK A. SHARPE 03MAR05		
TOLERANCES UNLESS OTHERWISE SPECIFIED:		APVD A. SHARPE 03MAR05	NAME ASSEMBLY, PIN, RIGHT ANGLE, HDI, LEAD-FREE, 4 ROW, WITHOUT GUIDES, 3.05[.120] SOLDER POSTS	
0 PLC ± -		PRODUCT SPEC	APPLICATION SPEC	
1 PLC ± -		SIZE CASE CODE DRAWING NO		
2 PLC ± -		A1 00779 5533286		
3 PLC ± 0.13 [.005]		RESTRICTED TO		
4 PLC ± -		WEIGHT		
ANGLES ± -		CUSTOMER DRAWING		
FINISH		SCALE 4:1 SHEET 2 OF 2 REV A		

## X-ON Electronics

Largest Supplier of Electrical and Electronic Components

*Click to view similar products for [High Speed/Modular Connectors](#) category:*

*Click to view products by [TE Connectivity](#) manufacturer:*

Other Similar products are found below :

[2332816-1](#) [89006-1137LF](#) [650827-1](#) [65762-001LF](#) [73474-201LF](#) [74040-1346](#) [74075-0267](#) [1410191-1](#) [1410337-1](#) [1410368-3](#) [1410964-2](#)  
[1410367-3](#) [1410971-4](#) [1467833-1](#) [2000877-1](#) [2000878-1](#) [2041314-1](#) [2065387-1](#) [2187307-1](#) [2187462-1](#) [2226278-6](#) [KA81-07](#) [91290-101LF](#)  
[163P](#) [1934290-1](#) [2000875-1](#) [2065917-1](#) [2102736-2](#) [FSR-40](#) [2169868-2](#) [2226279-2](#) [22354-8](#) [437-5040-000](#) [5-1393565-0](#) [532449-3](#) [532803-](#)  
[2](#) [34745-0001](#) [0736440217](#) [1-1393708-5](#) [72388-0021LF](#) [73774-1000](#) [532939-1](#) [5-531355-3](#) [5532901-3](#) [85838-180LF](#)  
[HM1S43TRR460H6PLF](#) [0760205010](#) [1-966831-4](#) [3-1469268-7](#) [77427-121LF](#)