

Square Body – US Style

1250V/1300V (IEC/U.L.)

50-1400A



Electrical Characteristics						Ordering Information				Curves
Size	Rated Current RMS-Amps	I ² t (A ² S)			Watts Loss	-FU/115 Visual Indicator	-FKE/115 Type K Indicator for Micro	Carton Qty.	Carton Weight (kg)	BIF #
		Pre-arc	Clearing at 1000V	Clearing at 1250V						
1*	50	135	815	1100	15	170M3688	170M3738	1	0.425	17056630
	63	215	1300	1750	20	170M3689	170M3739			
	80	420	2500	3350	25	170M3690	170M3740			
	100	750	4450	5950	30	170M3691	170M3741			
	125	1450	9000	11500	35	170M3692	170M3742			
	160	2600	16000	21000	40	170M3693	170M3743			
	200	5150	31000	41000	45	170M3694	170M3744			
	250	9200	54500	73000	55	170M3695	170M3745			
	315	18500	115000	150000	60	170M3696	170M3746			
	350	27000	165000	220000	65	170M3697	170M3747			
1	160	1900	11500	15500	45	170M4688	170M4738	1	0.675	17056632
	200	3800	22500	30000	50	170M4689	170M4739			
	250	7750	46000	61500	60	170M4690	170M4740			
	315	15000	90000	120000	65	170M4691	170M4741			
	350	20000	125000	165000	70	170M4692	170M4742			
	400	29500	175000	235000	75	170M4693	170M4743			
	450	42000	250000	335000	80	170M4694	170M4744			
	†500	69500	340000		85	170M4695	170M4745			
	†550	95000	465000		95	170M4696	170M4746			
	†630	130000	660000		100	170M4697	170M4747			
2	250	6500	38500	51500	65	170M5688	170M5738	1	0.740	17056634
	280	9350	55500	74500	70	170M5689	170M5739			
	315	13000	77500	105000	75	170M5690	170M5740			
	350	16500	97500	135000	80	170M5691	170M5741			
	400	23000	140000	180000	85	170M5692	170M5742			
	450	34000	205000	270000	90	170M5693	170M5743			
	500	48000	285000	380000	95	170M5694	170M5744			
	550	62000	370000	495000	100	170M5695	170M5745			
	630	115000	575000	730000	110	170M5696	170M5746			
	†700	160000	795000		115	170M5697	170M5747			
	†800	245000	1200000		120	170M5698	170M5748			
	†900	360000	1750000		125	170M5699	170M5749			
	†1000	480000	2350000		135	170M5700	170M5750			
	3	315	9500	58000	77500	185	170M6688			
350		13500	81500	110000	90	170M6689	170M6739			
400		19500	120000	160000	95	170M6690	170M6740			
450		31000	185000	245000	100	170M6691	170M6741			
500		39000	235000	310000	105	170M6692	170M6742			
550		55000	325000	435000	110	170M6693	170M6743			
630		83500	495000	665000	115	170M6694	170M6744			
700		115000	705000	940000	120	170M6695	170M6745			
800		205000	995000	1300000	125	170M6696	170M6746			
900		305000	1500000	1900000	130	170M6697	170M6747			
¥1000		450000	2150000		135	†170M6698	†170M6748			
¥1100		575000	2800000		140	†170M6699	†170M6749			
¥1250		810000	3950000		145	†170M6700	†170M6750			
¥1400	1250000	6000000		150	†170M6701	†170M6751				

¥ U.L. Recognition at 1000V.

1 kg = 2.2 lbs. 1 lb = 0.45 kg

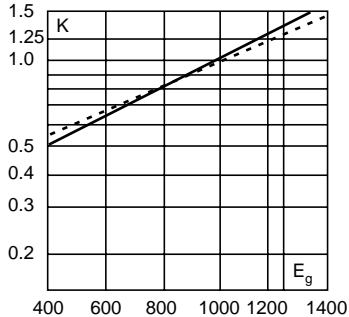
- Interrupting rating 100kA RMS Symmetrical.
- Watts loss provided at rated current.
- Rated voltage (IEC) †1100 †1000V (Consult Bussmann for U.L. Recognition/ CSA Component Acceptance status.)
- Microswitch indicator ordered separately.



Electrical Characteristics

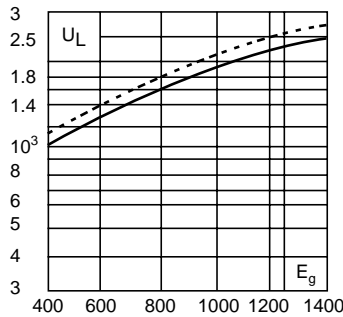
Total Clearing I²t

The total clearing I²t at rated voltage and at power factor of 15% are given in the electrical characteristics. For other voltages, the clearing I²t is found by multiplying by correction factor, K, given as a function of applied working voltage, E_g, (RMS).



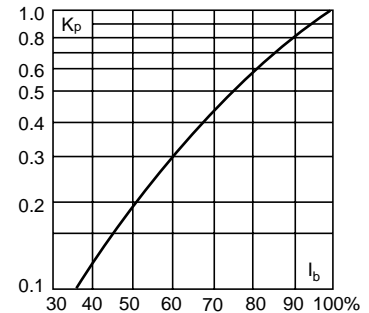
Arc Voltage

This curve gives the peak arc voltage, U_L, which may appear across the fuse during its operation as a function of the applied working voltage, E_g, (RMS) at a power factor of 15%.



Power Losses

Watts loss at rated current is given in the electrical characteristics. The curve allows the calculation of the power losses at load currents lower than the rated current. The correction factor, K_p, is given as a function of the RMS load current, I_b, in % of the rated current.



Dashed lines apply to the following amperages:

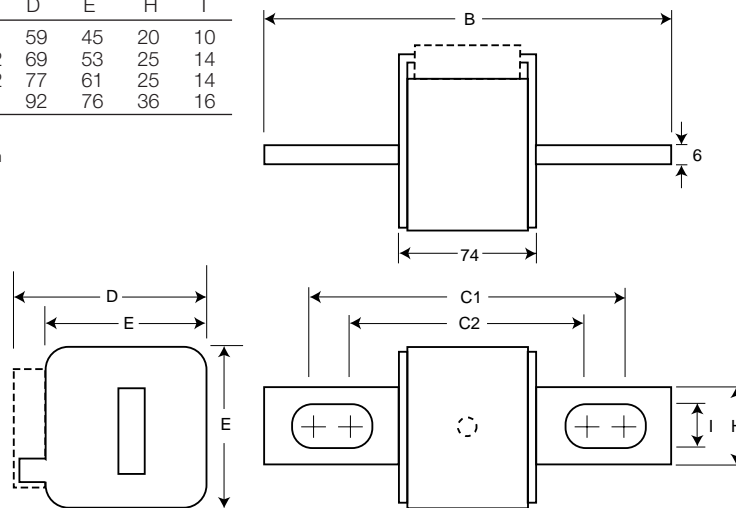
Size	1*	1	2	3
Amp	400	500-630	630-1000	800-1400

Dimensions

US Style: Type -FU/115, -FKE/115

Size	B	C1	C2	D	E	H	I
1*	156	130	101	59	45	20	10
1	160	127	102	69	53	25	14
2	160	127	102	77	61	25	14
3	159	128	101	92	76	36	16

Dimension in mm.
1mm = 0.0394" 1" = 25.4mm



This bulletin is intended to clearly present comprehensive product data and provide technical information that will help the end user with design applications. Bussmann reserves the right, without notice, to change design or construction of any products and to discontinue or limit distribution of any products. Bussmann also reserves the right to change or update, without notice, any technical information contained in this bulletin. Once a product has been selected, it should be tested by the user in all possible applications.

X-ON Electronics

Largest Supplier of Electrical and Electronic Components

Click to view similar products for [Specialty Fuses](#) category:

Click to view products by [Eaton](#) manufacturer:

Other Similar products are found below :

[63NZ02GL](#) [714125](#) [722134](#) [80NH00GR-6](#) [FWH-200A](#) [FWP-32A14F](#) [FWP-50](#) [HBM-25](#) [12LCT](#) [12TDLSJ63](#) [REN-3](#) [15.5CAVH2E](#) [ECF-2](#)
[ECF-4](#) [ECF-6](#) [170M0213](#) [170M1314](#) [170M1369-D](#) [170M3809D](#) [BK/F02A-2AS](#) [BK/F02B-1A](#) [N-2-1/2](#) [N-3-2/10](#) [NITD2](#) [20D16](#) [20D16SC](#)
[20D27FB](#) [KAA-3](#) [KAB-2](#) [KAB-30](#) [KAJ-60](#) [KAW-3](#) [2D16](#) [LKN-125B](#) [16D27SB](#) [170M1564D](#) [170M2616](#) [170M2668](#) [170M4161](#)
[170M4241](#) [170M4699](#) [ESD63](#) [ABS-25](#) [ABS-30](#) [ABS-8](#) [ACF-15](#) [ACF-30](#) [ACO-30](#) [SSD10](#) [200NH1M](#)