

G2E120-AR77-01

# AC centrifugal fan

forward curved, single inlet

with housing (flange), for solid fuel heating systems



## ebm-papst Mulfingen GmbH & Co. KG

Bachmühle 2 · D-74673 Mulfingen

Phone +49 7938 81-0

Fax +49 7938 81-110

info1@de.ebmpapst.com

www.ebmpapst.com

Limited partnership · Headquarters Mulfingen  
County court Stuttgart · HRA 590344

General partner Elektrobau Mulfingen GmbH · Headquarters Mulfingen  
County court Stuttgart · HRB 590142

## Nominal data

Type	G2E120-AR77-01			
Motor	M2E068-BF			
Phase		1~	1~	1~
Nominal voltage	VAC	230	230	230
Frequency	Hz	50	60	60
Type of data definition		fa	fa	fa
Valid for approval / standard		CE	UL 2111	CE
Speed	min <sup>-1</sup>	2350	2450	2450
Power input	W	80	105	100
Current draw	A	0.35	0.46	0.44
Motor capacitor	µF	2	2	2
Capacitor voltage	VDB	450	450	450
Min. back pressure	Pa	0	0	0
Min. ambient temperature	°C	-25	-25	-25
Max. ambient temperature	°C	45	60	55
Starting current	A	0.47	0.47	0.47

ml = max. load · me = max. efficiency · fa = running at free air · cs = customer specs · cu = customer unit  
Subject to alterations



# AC centrifugal fan

forward curved, single inlet

with housing (flange), for solid fuel heating systems

## Technical features

<b>Mass</b>	1.97 kg
<b>Size</b>	120 mm
<b>Surface of rotor</b>	Uncoated
<b>Material of impeller</b>	Sheet steel, hot-galvanised
<b>Housing material</b>	Die-cast aluminium
<b>Direction of rotation</b>	Clockwise, seen on rotor
<b>Type of protection</b>	IP 44; Depending on installation and position
<b>Insulation class</b>	"B"
<b>Humidity class</b>	F0
<b>Max. permissible ambient motor temp. (transp./ storage)</b>	+ 80 °C
<b>Min. permissible ambient motor temp. (transp./storage)</b>	- 40 °C
<b>Mounting position</b>	Shaft horizontal
<b>Condensate discharge holes</b>	None
<b>Operation mode</b>	S1
<b>Motor bearing</b>	Ball bearing
<b>Touch current acc. IEC 60990 (measuring network Fig. 4, TN system)</b>	< 0.75 mA
<b>Motor protection</b>	Thermal overload protector (TOP) wired internally
<b>Protection class</b>	I (if protective earth is connected by customer)
<b>Product conforming to standard</b>	EN 60335-1; CE
<b>Approval</b>	CCC

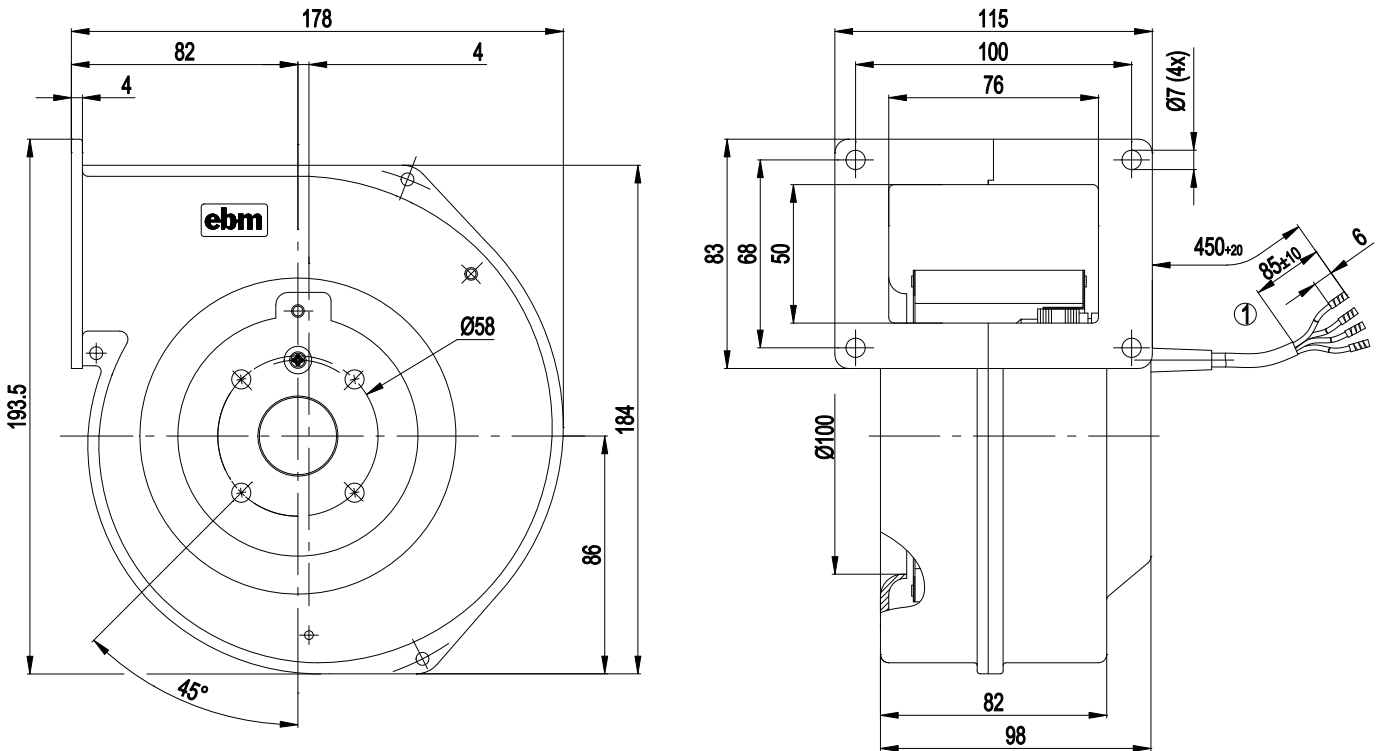


# AC centrifugal fan

forward curved, single inlet

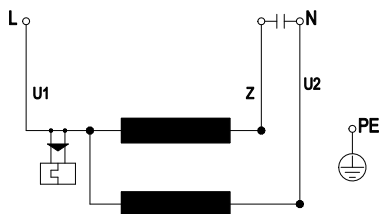
with housing (flange), for solid fuel heating systems

## Product drawing



1 Connection line PVC, 4x brass lead tips crimped

## Connection screen



U1	blue	Z	brown	U2	black
PE	green/yellow				

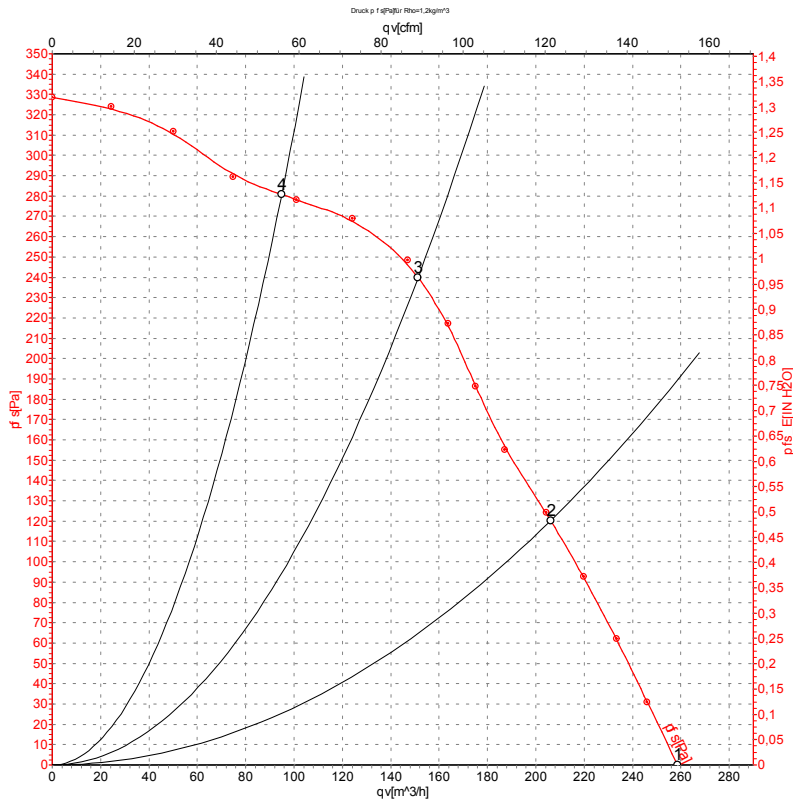


# AC centrifugal fan

forward curved, single inlet

with housing (flange), for solid fuel heating systems

## Charts: Air flow 50 Hz



Measurement: LU-104578

Air performance measured as per ISO 5801 Installation category A. For detailed information on the measuring set-up, please contact ebm-papst. Suction-side noise levels: L<sub>wA</sub> measured as per ISO 13347 / L<sub>pA</sub> measured with 1m distance to fan axis. The values given are valid under the measuring conditions mentioned above and may vary according to the actual installation situation. With any deviation from the standard set-up, the specific values have to be checked and reviewed with the unit installed.

## Measured values

	U	f	n	P <sub>e</sub>	I	q <sub>v</sub>	p <sub>fs</sub>
	V	Hz	min <sup>-1</sup>	W	A	m <sup>3</sup> /h	Pa
1	230	50	2350	80	0.35	260	0
2	230	50	2510	73	0.33	205	120
3	230	50	2640	69	0.32	150	240
4	230	50	2740	66	0.31	95	280

U = Supply voltage · f = Frequency · n = Speed · P<sub>e</sub> = Power input · I = Current draw · q<sub>v</sub> = Air flow · p<sub>fs</sub> = Pressure increase

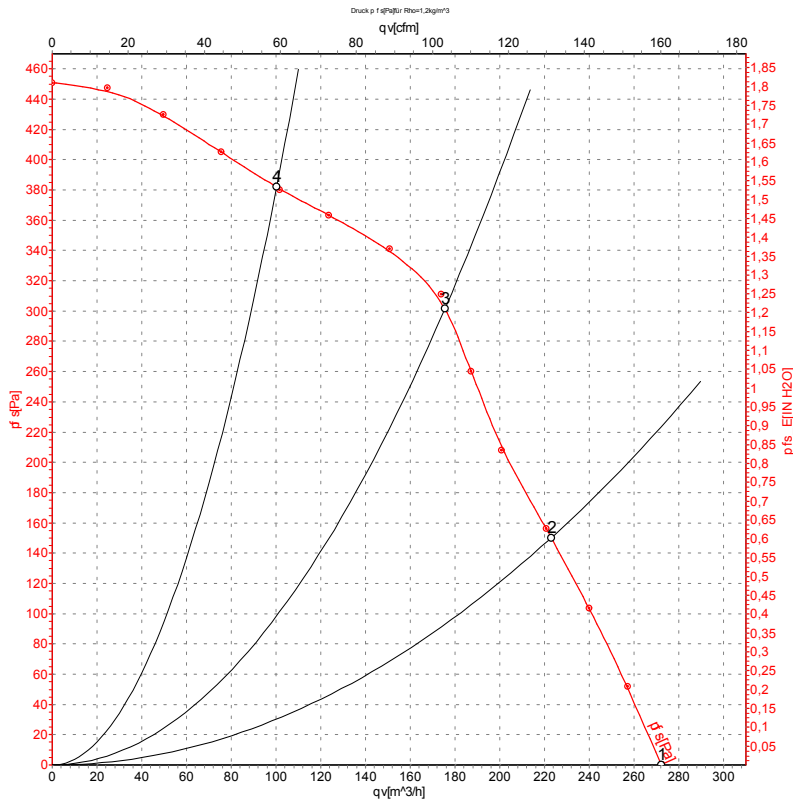


# AC centrifugal fan

forward curved, single inlet

with housing (flange), for solid fuel heating systems

## Charts: Air flow 60 Hz



Measurement: LU-104581

Air performance measured as per ISO 5801 Installation category A. For detailed information on the measuring set-up, please contact ebm-papst. Suction-side noise levels: L<sub>wA</sub> measured as per ISO 13347 / L<sub>pA</sub> measured with 1m distance to fan axis. The values given are valid under the measuring conditions mentioned above and may vary according to the actual installation situation. With any deviation from the standard set-up, the specific values have to be checked and reviewed with the unit installed.

## Measured values

	U	f	n	P <sub>e</sub>	I	qv	P <sub>fs</sub>
	V	Hz	min <sup>-1</sup>	W	A	m³/h	Pa
1	230	60	2450	100	0.44	270	0
2	230	60	2770	92	0.40	225	150
3	230	60	2950	86	0.37	175	300
4	230	60	3180	77	0.34	100	380

U = Supply voltage · f = Frequency · n = Speed · P<sub>e</sub> = Power input · I = Current draw · qv = Air flow · P<sub>fs</sub> = Pressure increase



## X-ON Electronics

Largest Supplier of Electrical and Electronic Components

*Click to view similar products for [Blowers](#) category:*

*Click to view products by [ebm papst](#) manufacturer:*

Other Similar products are found below :

[G2E120-CR21-13](#) [R2D160-AC02-13](#) [R2D220-AA24-13](#) [RLF35-812N2P-103](#) [KFB1724VHT-AF00](#) [D4E133-AA01-51](#) [D4E133-DH61-D1](#)  
[D4E180-BA04-18](#) [Z4.802.1680.0](#) [R3G280-AK54-01](#) [G3G120-BB13-02](#) [1398425-1](#) [R2D225-AV02-14](#) [D2E146-HT67-63](#) [BFB0524HH-R00](#)  
[R3G133-AE17-02](#) [D4E225-BC01-23](#) [R3G190-AB23-02](#) [RER101-36/14N/2HHA-184](#) [G3G160-AC70-01](#) [R3G250-AM70-01](#) [R2E160-AY47-](#)  
[10](#) [R2E180-AS77-40](#) [R87B-PF01](#) [R87F-A3A83H](#) [R87F-A4A15MP](#) [R87T-A6A07H](#) [MF50151VX-B00U-A99](#) [BFB0512HH-T50F](#)  
[BFB0712H](#) [109BD12HA2](#) [109BD24HD2](#) [109BF12MA2](#) [109BF12MC2](#) [109BF24HA2](#) [109BF24HC2](#) [109BD12MC2](#) [109BF12HA2](#)  
[109BF12HC2](#) [109BF24HD2](#) [R3G280-AF45-81](#) [BFB0724H-T500](#) [R87F-A3A15HP](#) [R87F-A4A93HP](#) [R87F-A3A93HP](#) [R2E140-AS77-05](#)  
[R2E180-AS77-22](#) [R2E180-CB28-01](#) [14539GA-12N-AA-00](#) [R87F-A1A85HP](#)